



[Manuals.plus](#) /

› [PETHEY](#) /

› PETHEY GPS Wireless Dog Fence System User Manual

PETHEY F810

PETHEY GPS Wireless Dog Fence System

Model: F810

INTRODUCTION

The PETHEY GPS Wireless Dog Fence System provides a safe and effective way to contain your dog within a defined area without the need for physical fences or buried wires. Utilizing advanced GPS technology, this system allows you to create an adjustable circular boundary, offering your pet freedom while ensuring their safety. The collar features multiple training modes, including beep, vibration, and static shock, to gently guide your dog to stay within the designated safe zone.

This manual provides detailed instructions for setting up, operating, and maintaining your PETHEY GPS Wireless Dog Fence System. Please read it thoroughly before use to ensure proper functionality and the safety of your pet.

SAFETY INFORMATION

- Keep the device and all its components away from children.
- This product is designed for dogs and should not be used on other animals or humans.
- Ensure the collar fits properly and is not too tight or too loose to prevent skin irritation.
- Do not leave the collar on your dog for more than 12 consecutive hours.
- Regularly check your dog's neck for any signs of irritation or sores from the contact points. If irritation occurs, discontinue use and consult a veterinarian.
- The static shock mode should be used responsibly and only as a last resort for training. Always start with the lowest effective level.
- Do not use this system on aggressive, sick, or injured dogs.
- Always supervise your dog, especially during initial training, to ensure they understand the boundaries.

PRODUCT OVERVIEW AND COMPONENTS

The PETHEY GPS Wireless Dog Fence System includes the following components:

- 1 x GPS Dog Fence Receiver Collar

- 1 x User Manual
- 1 x Training Guide
- 1 x Charging Cable
- 1 x Electric Shock Test Lamp
- 1 x User Notice Card
- 1 x Warning Label
- 2 x Electric Shock Posts (long)
- 2 x Short Electric Shock Caps
- 10 x Boundary Marking Flags



Image: Contents of the PETHEY GPS Wireless Dog Fence System package, including the collar, charging cable, test lamp, user manuals, and boundary flags.



Image: A German Shepherd wearing the PETHEY GPS Wireless Dog Fence Collar, with an illustration of a circular GPS boundary around it.

KEY FEATURES

- **IPX7 Waterproof Collar:** Built to withstand rain, puddles, and water play, ensuring reliable performance in various outdoor conditions.
- **GPS Dog Collar Fence System:** Utilizes advanced GPS positioning for boundary creation, eliminating the need for Wi-Fi or buried wires. Ideal for open outdoor spaces.
- **Adjustable Range:** Customize your dog's safe zone with a flexible radius between 33 yards (30 meters) and 999 yards (913 meters).
- **Smart Memory Function:** The system remembers your last set positioning and training mode, requiring no reset unless you wish to reconfigure the location.
- **Vibration & Static Shock Modes:** Correction modes activate only when the dog exits the set boundary, providing humane and effective training.
- **Hypoallergenic Titanium Contact Points:** Equipped with skin-friendly titanium contacts suitable for sensitive dogs,

ensuring comfort for long-term wear.

- **Portable and Indoor-Friendly:** Wireless and lightweight design allows for easy use in various locations, including camping, RV trips, or indoor settings without complex installation.

 **PETHEY**



Fits Neck Sizes: 9-26 in



Boundary Shape: Circular



Adjustable Radius:
33-999 Yards



Coverage Area:
Up to 650 Acres



Only for Outdoor Use



IPX7 Waterproof Receiver



Pet Size: 20-110 lbs (Medium & Large)

Image: Key features of the PETHEY GPS Wireless Dog Fence, including neck sizes (9-26 in), adjustable radius (33-999 yards), circular boundary shape, coverage area (up to 650 acres), outdoor use only, IPX7 waterproof receiver, and pet size (20-110 lbs).

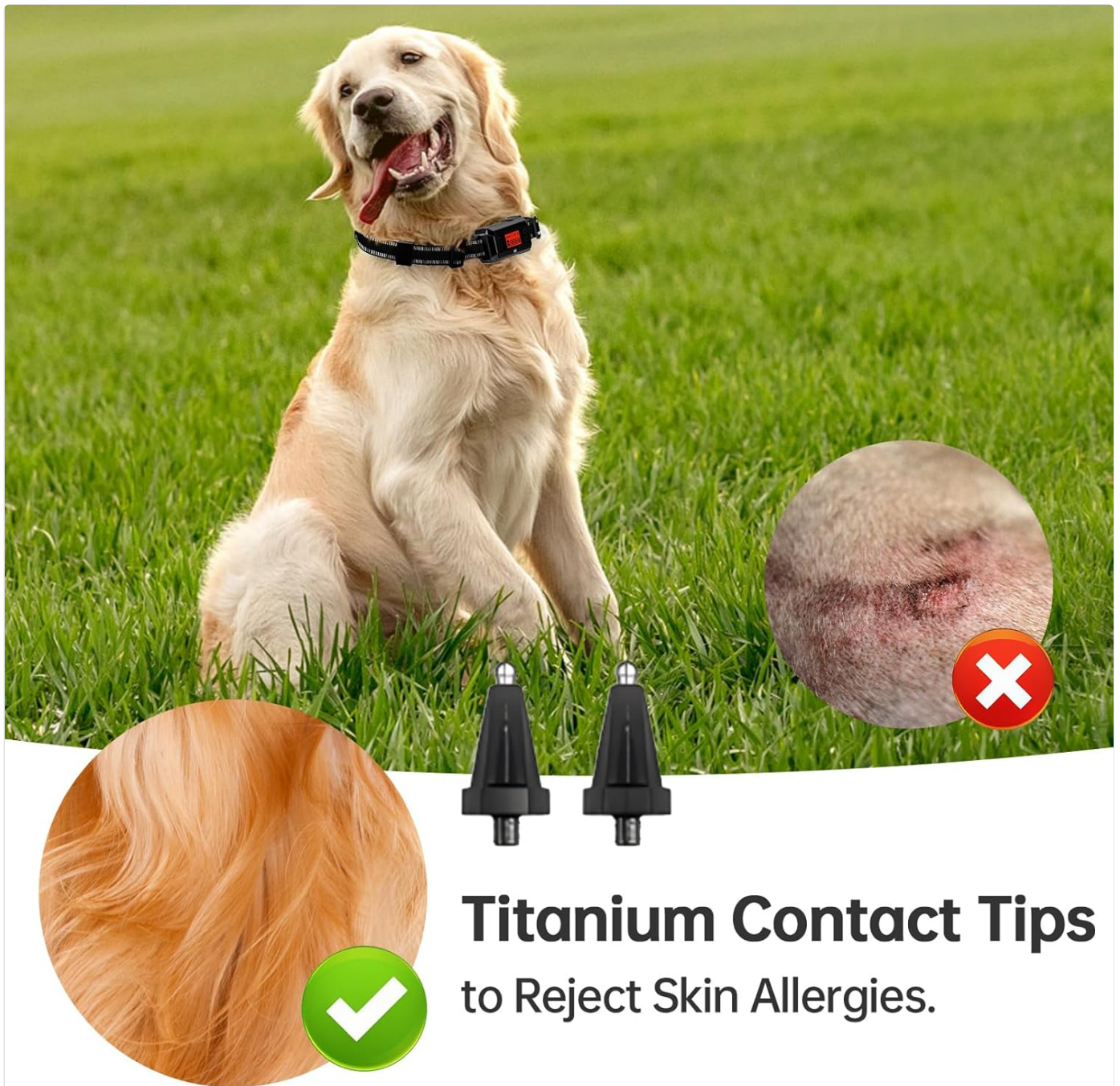


Image: Close-up view of the hypoallergenic titanium contact tips, designed to prevent skin allergies, shown next to a golden retriever's fur and an irritated skin example (crossed out).

GETTING STARTED: SETUP AND INITIAL CONFIGURATION

Setting up your PETHEY GPS Wireless Dog Fence is designed to be straightforward. No complex apps, SIM cards, or subscriptions are needed.

1. **Charge the Collar:** Before first use, fully charge the receiver collar using the provided charging cable. The collar has a Type-C rechargeable port.
2. **Attach Contact Points:** Select the appropriate length of contact points (long or short) based on your dog's fur length. Screw them firmly into the collar. For sensitive dogs, use the short caps or ensure the titanium tips are properly seated.
3. **Power On:** Press and hold the power button on the collar until the display illuminates.
4. **Establish GPS Signal:** Take the collar to an open outdoor area with a clear view of the sky. The device will automatically search for a GPS signal. This may take a few moments.

5. **Set Boundary Center:** Once a stable GPS signal is acquired, the current location will be set as the center of your dog's safe zone.
6. **Adjust Boundary Radius:** Use the '+' and '-' buttons on the collar to adjust the radius of the circular boundary. The range can be set from 33 yards to 999 yards.
7. **Select Training Mode:** Choose between Beep, Vibration, or Static Shock modes using the mode selection button. You can also adjust the intensity level for Vibration and Static Shock modes.
8. **Test the Boundary:** Before putting the collar on your dog, walk the collar to the edge of the set boundary to confirm the correction activates as expected. Use the included test lamp for static shock verification.
9. **Fit the Collar:** Place the collar on your dog's neck, ensuring a snug but comfortable fit. You should be able to fit one or two fingers between the collar and your dog's neck. The contact points must touch the dog's skin.

 **PETHEY**

- No App, Sim Card, or Subscription Needed.
- No Transmitters and Wires Required.

Easy Setup in

2 Minutes




Image: The PETHEY GPS Wireless Dog Fence Collar, highlighting its ease of setup with no app, SIM card, subscription, transmitters, or wires required.

F810 PLUS GPS OUTDOOR WIRELESS DOG FENCE SYSTEM

Training mode description diagram

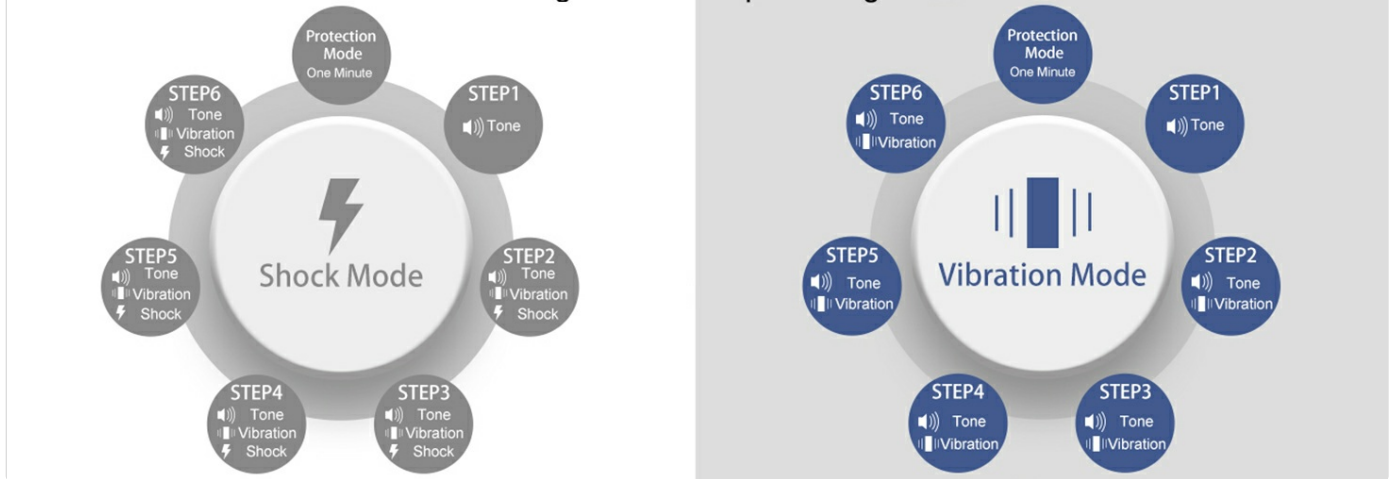


Image: A visual representation of the GPS Dog Fence Collar System, showing a dog within a circular boundary with an adjustable radius of 33-999 yards, defined by GPS coordinates.

OPERATING INSTRUCTIONS

Training Modes

The PETHEY GPS Wireless Dog Fence offers three training modes to suit your dog's needs and your training preferences. These modes activate sequentially as your dog approaches and crosses the boundary.

- **Beep Mode (0-1 Level):** A warning tone is emitted as the dog approaches the boundary. This is the initial alert.
- **Vibration Mode (0-6 Levels):** If the dog continues towards or crosses the boundary after the beep, a vibration is triggered. The intensity can be adjusted.
- **Mild Static Shock Mode (0-6 Levels):** If the dog persists beyond the vibration zone, a mild static shock is delivered. The intensity can be adjusted.

3 Training Modes

Shock is a way to warn, not the end goal



Beep Mode
0-1 level



Vibration Mode
0-6 Level



Mild Shock Mode
0-6 Level

1-4-6

Low

Strong

Image: Illustration of the three training modes (Beep, Vibration, Mild Shock) with adjustable levels from low to strong, emphasizing that shock is a warning, not the end goal.

Boundary Adjustment and Memory Function

The system's smart memory function retains your last set boundary and training mode. This means you do not need to reconfigure the settings each time you use the device, unless you change the physical location of the center point. If you move the center, you will need to reset the working mode, location origin, and boundary function.

WHAT'S IN THE BOX?

- 1 x GPS dog fence
- 1 x user manual
- 1 x training guide
- 1 x charging cable
- 1 x electric shock test lamp
- 1 x user notice card
- 1 x warning label
- 2 x electric shock posts
- 2 x short electric shock caps
- 10 x boundary marking flags



PETHEY

Image: Features of the F810 Plus GPS Outdoor Wireless Dog Fence System, including accurate satellite positioning, AI intelligence for training, automatic working mode, vibration and electric shock modes, easy portable use, device control range (33-999 yards), and automatic memory function.



Image: Training mode description diagram for the F810 Plus, illustrating the sequence of tone, vibration, and shock (or just tone and vibration for vibration mode) as the dog approaches and crosses the boundary.

CARE AND MAINTENANCE

- **Cleaning:** Regularly clean the collar and contact points with a damp cloth. Ensure the contact points are free of dirt or debris to maintain proper conductivity.
- **Battery Life:** The collar uses a Lithium Ion battery (included). Recharge as needed. Battery life varies based on usage.
- **Storage:** When not in use for extended periods, store the device in a cool, dry place.
- **Water Exposure:** While the collar is IPX7 waterproof, prolonged submersion or exposure to high-pressure water jets should be avoided to maximize lifespan. Ensure the charging port cover is securely closed when not charging.



Image: A dog in a swimming pool wearing the PETHEY collar, illustrating its IPX7 waterproof rating for activities like swimming, bathing, and use on rainy days.

TROUBLESHOOTING

Problem	Possible Cause	Solution
Collar not receiving GPS signal.	Obstructions (buildings, dense trees), indoor use, weak signal area.	Move to an open outdoor area with a clear view of the sky. Ensure the collar is powered on and has sufficient battery.
Correction not activating at boundary.	Incorrect boundary setting, low battery, contact points not touching skin, fur interference.	Verify boundary radius. Recharge collar. Ensure collar is snug and contact points make good contact with skin. Trim fur if necessary. Use test lamp to confirm static shock function.
Dog ignores corrections.	Correction level too low, dog not trained to boundary, distraction.	Increase vibration or static shock level gradually. Conduct consistent training sessions with boundary flags. Minimize distractions during training.
Skin irritation on dog's neck.	Collar too tight, worn for too long, improper contact point material.	Loosen collar slightly (ensure contact). Do not leave on for more than 12 hours. Clean neck and contact points regularly. Ensure titanium contact points are used. Consult vet if irritation persists.
Probes/Contact points falling off.	Not screwed in tightly, wear and tear.	Ensure contact points are screwed in firmly. Replace if threads are stripped or damaged.

TECHNICAL SPECIFICATIONS

Specification	Detail
Model Name	Dog Fence (F810)
Brand	PETHEY
Item Weight	1.01 pounds
Item Package Dimensions L x W x H	7.2 x 4.76 x 2.56 inches
Batteries	1 Lithium Ion battery required (included)
Color	Black

Specification	Detail
Material	Thermoplastic Polyurethane
Age Range Description	Medium & Large Dogs
Neck Fit	9-26 inches
Pet Size Recommendation	20-110 lbs
Breed Recommendation	Maltese Dog, Shih Tzu, Miniature Schnauzer, Pekingese, Schnauzer, English Cocker Spaniel, Beagle, Husky
Boundary Radius	33-999 yards
Waterproof Rating	IPX7
Specific Uses for Product	Outdoor



Image: Detailed dimensions of the PETHEY GPS Wireless Dog Fence collar and its main unit, showing measurements in inches.



Image: Guide for adjustable dog collar fit, indicating suitability for dogs weighing 10-110 lbs and showing examples of small, medium, large, and extra-large dogs with corresponding neck sizes.

WARRANTY AND SUPPORT

Warranty: The PETHEY GPS Wireless Dog Fence System comes with a 1-year manufacturer's warranty.

For any questions, technical support, or warranty claims, please refer to the contact information provided with your product packaging or visit the official PETHEY website.

IMPORTANT NOTES

This product is intended for outdoor use. While the collar is waterproof, the system relies on GPS signals, which may be unreliable indoors or in areas with significant overhead obstructions.

No official product videos with "creator_type":"Seller" and relevant content were found in the provided data to embed.
Please refer to the manufacturer's website for any available video resources.

© 2024 PETHEY. All rights reserved.