

**Cuifati Cuifati7b3fxose1g-12**

# Cuifati TWS B11 Language Translation Earbuds User Manual

Model: Cuifati7b3fxose1g-12

Brand: Cuifati

## INTRODUCTION

The Cuifati TWS B11 Language Translation Earbuds are advanced wireless headphones designed for seamless real-time communication across language barriers. Featuring Bluetooth 5.3 connectivity, these earbuds support translation for 74 languages and 70 accents, offering high accuracy and low latency. This manual provides detailed instructions for setup, operation, maintenance, and troubleshooting to ensure optimal performance of your device.



Image: The TWS B11 Language Translation Earbuds and their charging case.


## KEY FEATURES

- **Multilingual Translation:** Supports 74 languages and 70 accents, covering over 90% of the global population, with up to 97% accuracy using four leading translation engines.
- **Real-time Translation:** Interprets almost simultaneously with a low latency of 0.5 seconds, supported by 15 global servers.
- **Four Translation Modes:** Includes Touch Mode, External Mode (Speaker Mode), Free Talk Mode, and Offline Mode to suit various communication scenarios.
- **Strong Battery Performance:** Each earbud features a 40 mAh battery, providing 4 hours of continuous operation. The 350 mAh charging case extends usage, offering up to 120 hours of standby time.





- **Ergonomic Design:** Designed to conform to the human ear shape for a compact and comfortable fit, ensuring no discomfort during prolonged use.
- **Noise Reduction:** High-precision noise reduction for clear audio quality.

# Translator Earbuds

B11



## Functional generalization

			
Simultaneous Interpretation	Premium Sound Quality	144 Online Translation Languages	Long-lasting Battery

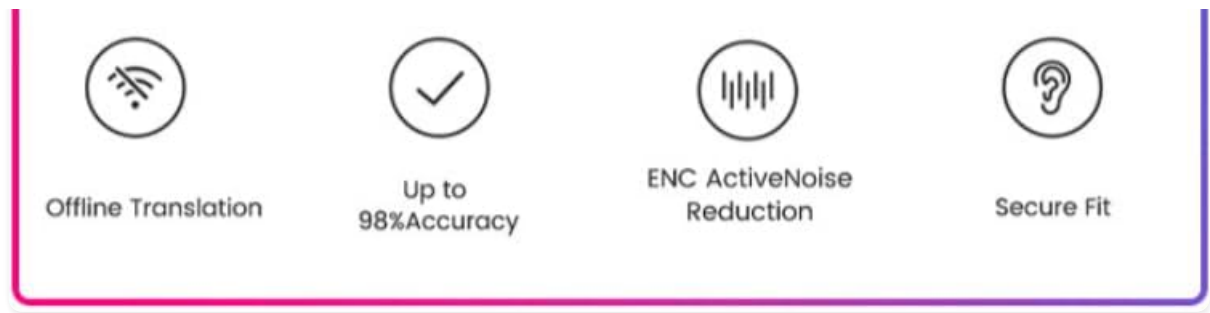



Image: Overview of the B11 Translator Earbuds' functional generalization, highlighting features like simultaneous interpretation, premium sound quality, 144 online translation languages, and long-lasting battery.



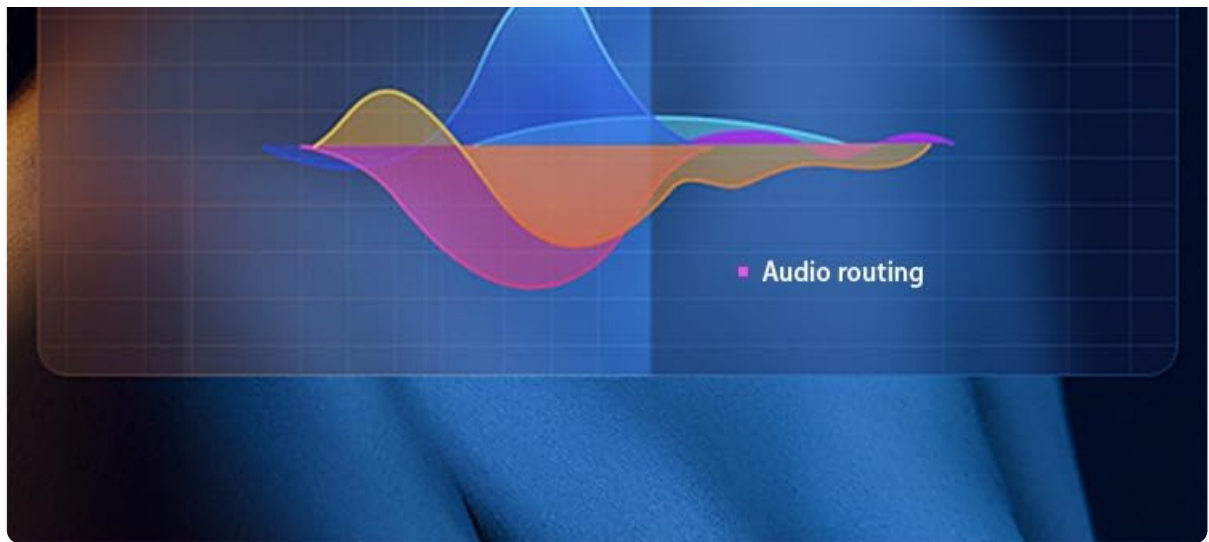
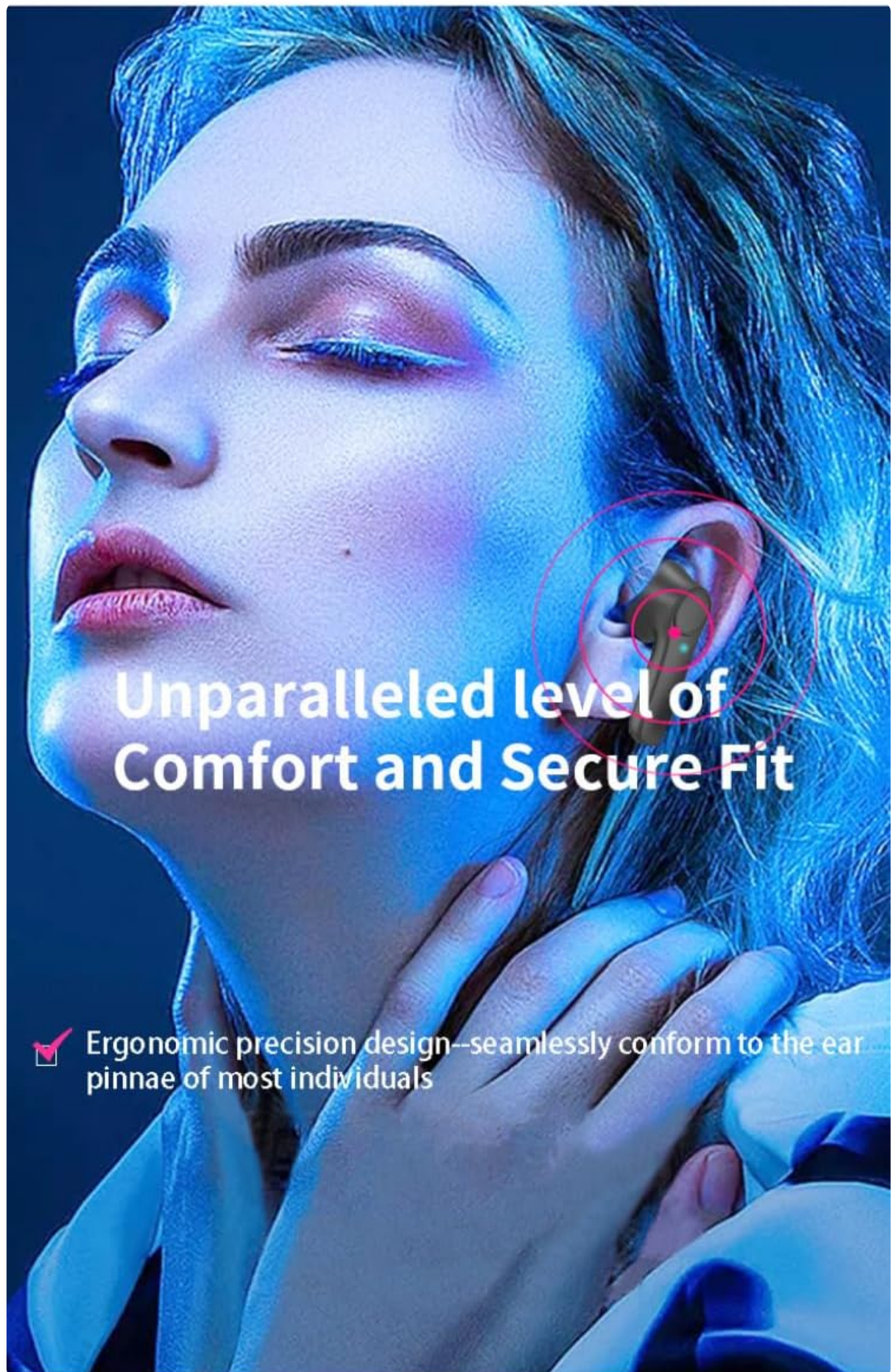


Image: Illustration of the high-precision noise reduction feature, showing how it enhances audio quality.





## Unparalleled level of Comfort and Secure Fit



Ergonomic precision design--seamlessly conform to the ear pinnae of most individuals

Image: Demonstrates the ergonomic design of the earbuds, ensuring a comfortable and secure fit for most users.

## SETUP

### Charging the Earbuds and Case

Before first use, fully charge the earbuds and the charging case. The charging case has a built-in 350 mAh lithium-ion battery, and each earbud has a 40 mAh lithium-ion battery.

1. Place both earbuds into the charging case.
2. Connect the charging case to a power source using a compatible USB cable (not specified, assume standard USB-C or Micro-USB).
3. The digital display on the charging case will indicate the charging status. Ensure both earbuds and the case are fully charged before use.

### Pairing with Your Device

The earbuds use Bluetooth V5.3 for stable and efficient connection.

1. Ensure the earbuds are charged and taken out of the charging case. They should automatically enter pairing mode.
2. On your smartphone or tablet, go to Bluetooth settings and turn Bluetooth on.
3. Search for available devices. The earbuds should appear as "TWS B11" or similar.
4. Select the earbuds to pair. Once connected, you will hear an audio prompt.

### Installing the Companion Application

To utilize the translation features, you will need to download and install the dedicated companion application on your smartphone. Refer to the QR code in the product packaging or search for "TWS B11 Translator" (or similar) in your device's app store (Google Play Store for Android, Apple App Store for iOS).

1. Download and install the application.
2. Open the application and follow the on-screen instructions to connect your earbuds to the app. This usually involves confirming the Bluetooth connection.

---

## OPERATING MODES

The TWS B11 earbuds offer four distinct translation modes to cater to various communication needs:

### 1. Touch Mode

Ideal for close conversations, such as with acquaintances or friends. Two people each wear an earbud, and translation occurs in real-time by touching the earbud.

- Each person wears one earbud.
- Tap the earbud to speak, and the translation will be heard by the other person.



# Four Translation Mode for Different Scenarios



## Touch Mode

Two people wear a earphone,click the earphone to translate in real time,suitable for acquaintances who are willing to wear your earphone.

Image: The app interface displaying the four translation modes, with a focus on Touch Mode.

## 2. Speaker Mode (External Mode)

Suitable for situations where one person wears the earbuds and the other person speaks into the smartphone. This mode is convenient for interacting with strangers or in situations where sharing earbuds is not practical.

- One person wears the earbuds.



- The other person speaks into the smartphone's microphone.
- The translation is played through the earbuds for the wearer and through the phone's speaker for the other person.



## Speaker Mode

One person wears earphones and one person holds the mobile phone, suitable for strangers who are inconvenient to wear your earphones.



# Free talk mode

Two people wear a earphone each,translate in real time ,release their hands,and communicate freely.

Image: Depiction of Speaker Mode in use, where one person wears the earbuds and another speaks into a phone.

## 3. Free Talk Mode

Designed for natural, flowing conversations. Both participants wear an earbud, and the system automatically translates speech in real-time without the need for manual input, allowing for hands-free communication.

- Both participants wear an earbud.
- Speak naturally; the earbuds will automatically detect and translate speech.



# Offline mode

Can translate without network,support Chinese, English, Japanese, Korean, Russian, German, French, Spanish real-time offline voice translation







Image: Free Talk Mode in action, enabling natural, hands-free conversation between two people.

#### 4. Offline Mode

Allows translation without an internet connection. This mode supports real-time offline voice translation for specific languages, making it ideal for travel or areas with limited connectivity.

- Ensure the required offline language packs are downloaded via the companion app when connected to the internet.
- Activate Offline Mode in the app.
- Speak as usual; translation will occur without network access.
- Supported offline languages include Chinese, English, Japanese, Korean, Russian, German, French, and Spanish.

Translate even the smallest and lesser-known languages

74 Languages ————— 70 Accents

Albanian(Albania)  
Amharic(Ethiopia)

Korean(SouthKorea)  
Lao(Laos)

Arabic(18 Accents)	Latvian(Latvia)
Armenian(Armenia)	Lithuanian(Lithuania)
Azerbaijani(Azerbaijan)	Macedonian(NorthMacedonia)
Basque(Spain)	Malay(Malaysia)
Bengali(2 Accents)	Malayalam(India)
Bosnian(BosniaandHerzegovina)	Marathi(India)
Bulgarian(Bulgaria)	Mongolian(Mongolia)
Burmese(Myanmar)	Nepali(Nepal)
Catalan(Spain)	BokmalNorwegian(Norway)
Chinese(2 Accents)	Persian(Iran)
Croatian(Croatia)	Polish(Poland)
Czech(CzechRepublic)	Portuguese(2 Accents)
Danish(Denmark)	Punjabi(Gurumuchi,India)
Dutch(3 Accents)	Romanian(Romania)
English(16 Accents)	Russian(Russia)
Estonian(Estonia)	Serbian(Serbia)
Tagalog(Philippines)	Sinhala(SriLanka)
Finnish(Finland)	Slovak(Slovakia)
French(4 Accents)	Slovenian(Slovenia)
Galician(Spain)	Spanish(22 Accents)
Georgian(Georgia)	Sundanese(Indonesia)
German(3 Accents)	Swahili(2 Accents)
Greek(Greece)	Swedish(Sweden)
Gujarati(India)	Tamil(4 Accents)
Hebrew(Israel)	Telugu(India)
Hindi(India)	Thai(Thailand)
Hungarian(Hungary)	Turkish(Turkey)
Icelandic(Iceland)	Ukrainian(Ukraine)
Indonesian(Indonesia)	Urdu(2 Accents)
Italian(2 Accents)	Uzbek(Uzbekistan)
Japanese (Japan)	Vietnamese(Vietnam)
Javanese (Indonesia)	Zulu(SouthAfrica)
Kannada(India)	Irish(Ireland)
Kazakh(Kazakhstan)	Maltese(Malta)
Khmer(Cambodia)	Pashto(Afghanistan)

Image: Demonstrates the Offline Mode, allowing translation without an internet connection for supported languages.

## SPECIFICATIONS



Feature	Detail
Model Number	Cuifati7b3fxose1g-12
Brand	Cuifati
Earbud Battery Type	Built-in 40 mAh Lithium-ion Battery x 2
Charging Case Battery Type	Built-in 350 mAh Lithium-ion Battery
Bluetooth Version	V5.3
Transmission Distance	Up to 32.8 feet (10 meters)
Supported Languages	74 Languages, 70 Accents (Total 144 variations)
Translation Accuracy	Up to 97%
Translation Latency	0.5 seconds
Earbud Continuous Use Time	4 hours (fully charged)
Standby Time	120 hours
Color	WHITE
Material	ABS

Translate even the smallest and lesser-known languages

74 Languages  70 Accents

- Albanian(Albania)

Amharic(Ethiopia)

Arabic(18 Accents)

Armenian(Armenia)

Azerbaijani(Azerbaijan)

Basque(Spain)

Bengali(2 Accents)

Bosnian(BosniaandHerzegovina)

Bulgarian(Bulgaria)

Burmese(Myanmar)
- Korean(SouthKorea)

Lao(Laos)

Latvian(Latvia)

Lithuanian(Lithuania)

Macedonian(NorthMacedonia)

Malay(Malaysia)

Malayalam(India)

Marathi(India)

Mongolian(Mongolia)

Nepali(Nepal)

Catalan(Spain)	BokmalNorwegian(Norway)
Chinese(2 Accents)	Persian(Iran)
Croatian(Croatia)	Polish(Poland)
Czech(CzechRepublic)	Portuguese(2 Accents)
Danish(Denmark)	Punjabi(Gurumuchi,India)
Dutch(3 Accents)	Romanian(Romania)
English(16 Accents)	Russian(Russia)
Estonian(Estonia)	Serbian(Serbia)
Tagalog(Philippines)	Sinhala(SriLanka)
Finnish(Finland)	Slovak(Slovakia)
French(4 Accents)	Slovenian(Slovenia)
Galician(Spain)	Spanish(22 Accents)
Georgian(Georgia)	Sundanese(Indonesia)
German(3 Accents)	Swahili(2 Accents)
Greek(Greece)	Swedish(Sweden)
Gujarati(India)	Tamil(4 Accents)
Hebrew(Israel)	Telugu(India)
Hindi(India)	Thai(Thailand)
Hungarian(Hungary)	Turkish(Turkey)
Icelandic(Iceland)	Ukrainian(Ukraine)
Indonesian(Indonesia)	Urdu(2 Accents)
Italian(2 Accents)	Uzbek(Uzbekistan)
Japanese (Japan)	Vietnamese(Vietnam)
Javanese (Indonesia)	Zulu(SouthAfrica)
Kannada(India)	Irish(Ireland)
Kazakh(Kazakhstan)	Maltese(Malta)
Khmer(Cambodia)	Pashto(Afghanistan)

Image: A comprehensive list of the 74 languages and 70 accents supported by the earbuds.

## 98% Accuracy Simultaneous Translation in 0.5 Sec

Experience lightning-fast and precise translations in your multilingual conversations  
with the earbuds, fueled by the world's top translation engines.

98% Accuracy

0.5 Sec




Image: Visual representation of the earbuds' high translation accuracy and low latency.

## MAINTENANCE

Proper maintenance ensures the longevity and optimal performance of your TWS B11 earbuds.

- **Cleaning:** Regularly clean the earbuds and charging case with a soft, dry, lint-free cloth. Do not use abrasive cleaners, alcohol, or chemical solvents.
- **Ear Tips:** Remove ear tips periodically and clean them with a damp cloth. Ensure they are completely dry

before reattaching.

- **Charging Contacts:** Gently wipe the charging contacts on both the earbuds and inside the case to ensure a good connection.
- **Storage:** When not in use, store the earbuds in their charging case to protect them from dust and damage. Store in a cool, dry place away from direct sunlight and extreme temperatures.
- **Water Exposure:** The earbuds are not waterproof. Avoid exposure to water, sweat, or high humidity.

## TROUBLESHOOTING

If you encounter issues with your TWS B11 earbuds, refer to the following common solutions:

Problem	Possible Cause / Solution
<b>Earbuds not pairing</b>	<ul style="list-style-type: none"><li>◦ Ensure earbuds are charged.</li><li>◦ Make sure Bluetooth is enabled on your device.</li><li>◦ Place earbuds back in the case, close, wait a few seconds, then open and try again.</li><li>◦ Forget the device in your phone's Bluetooth settings and re-pair.</li></ul>
<b>No sound from earbuds</b>	<ul style="list-style-type: none"><li>◦ Check volume levels on both earbuds and your connected device.</li><li>◦ Ensure earbuds are properly connected via Bluetooth.</li><li>◦ Clean earbud mesh/grille for any blockages.</li></ul>
<b>Translation not working</b>	<ul style="list-style-type: none"><li>◦ Ensure the companion app is open and connected to the earbuds.</li><li>◦ Check your internet connection (unless using Offline Mode).</li><li>◦ Verify correct source and target languages are selected in the app.</li><li>◦ Speak clearly and at a moderate pace.</li><li>◦ For Offline Mode, ensure language packs are downloaded.</li></ul>
<b>Poor audio quality / Noise</b>	<ul style="list-style-type: none"><li>◦ Ensure earbuds are clean and free of debris.</li><li>◦ Move closer to your connected device to reduce interference.</li><li>◦ Check for other strong wireless signals nearby.</li></ul>
<b>Earbuds not charging</b>	<ul style="list-style-type: none"><li>◦ Ensure charging contacts on earbuds and case are clean.</li><li>◦ Try a different charging cable and power adapter.</li><li>◦ Ensure earbuds are correctly seated in the charging case.</li></ul>



## WARRANTY AND SUPPORT

### Manufacturer's Warranty

The Cuifati TWS B11 Language Translation Earbuds come with a **1 Year Warranty Against Manufacturer Defects**. This warranty covers defects in materials and workmanship under normal use. It does not cover damage caused by misuse, accidents, unauthorized modifications, or normal wear and tear.

Please retain your proof of purchase for warranty claims.

### Customer Support

For technical assistance, warranty claims, or any other inquiries regarding your Cuifati TWS B11 earbuds, please contact Cuifati customer support. Refer to the product packaging or the official Cuifati website for contact information.

When contacting support, please have your product model number (Cuifati7b3fxose1g-12) and purchase details ready.

---