

Manuals+

[Q & A](#) | [Deep Search](#) | [Upload](#)

manuals.plus /

› [BESNOOW](#) /

› [BESNOOW I53 Bluetooth 5.3 Wireless Earbuds User Manual](#)

BESNOOW I53

BESNOOW I53 Bluetooth 5.3 Wireless Earbuds User Manual

Model: I53

INTRODUCTION

Thank you for choosing the BESNOOW I53 Bluetooth 5.3 Wireless Earbuds. These earbuds are designed to provide a high-quality audio experience with advanced features such as Bluetooth 5.3 connectivity, immersive bass, Environmental Noise Cancellation (ENC) for clear calls, a long-lasting battery, and IP7 waterproof protection. This manual will guide you through the setup, operation, and maintenance of your new earbuds.

PACKAGE CONTENTS

Please ensure all items are present in the package:

- BESNOOW I53 Wireless Earbuds (Left and Right)
- Charging Case with LED Display
- USB-C Charging Cable
- Multiple Sizes of Ear Tips (S, M, L)
- User Manual

PRODUCT OVERVIEW

Familiarize yourself with the components of your BESNOOW I53 earbuds and charging case.




Image: Earbuds and Charging Case. This image displays the BESNOOW I53 wireless earbuds resting within their charging case. The case features a digital LED display indicating battery levels for both the case and individual earbuds. The earbuds themselves show touch control areas and model identification.

Quick & Reliable


Newly upgraded to Bluetooth 5.3, providing lower latency, reduced power consumption, and improved wireless interference resistance.




More Stable Connection



Lower Power Consumption



Longer Transmission Range



Lower Latency



Image: Bluetooth 5.3 Connectivity. This graphic illustrates the benefits of Bluetooth 5.3 technology in the BESNOOW I53 earbuds, highlighting features such as more stable connection, lower power consumption, longer transmission range, and lower latency for an improved wireless audio experience.

Premium HI-FI Stereo Sound Quality

Featuring a built-in 13mm PET diaphragm moving coil unit, this device delivers powerful resolution, creating a captivating musical ambiance and providing an immersive Hi-Fi sound experience.



Image: Premium HI-FI Stereo Sound. This image emphasizes the high-fidelity stereo sound quality of the BESNOOW I53 earbuds, featuring a built-in 13mm PET diaphragm moving coil unit designed to deliver powerful resolution and an immersive musical ambiance.

Incorporating An Integrated ENC Noise Reduction Chip



Immerse yourself in it

Effectively reduces low-frequency noise,
allowing you to fully enjoy your music, movies, and videos.

Image: ENC Noise Reduction. This graphic demonstrates the Environmental Noise Cancellation (ENC) feature of the BESNOOW I53 earbuds, showing how it effectively reduces low-frequency noise by up to 40dB, allowing for clearer audio and calls.

All-Day Companionship Long Battery Life Of 40 Hours

Enjoy exceptional sound all day with up to 8 hours of continuous listening time and a total battery life of up to 40 hours when using the charging case

8 hrs
Playtime

40 hrs
Charging Case

1.5 hrs
Quickly Charged



Image: All-Day Battery Life. This image highlights the extended battery life of the BESNOOW I53 earbuds, indicating 8 hours of playtime per charge and a total of 40 hours with the charging case, which can be quickly charged in 1.5 hours.

Comfortable To Wear & Portable



Image: Comfortable and Portable Design. This graphic illustrates the ergonomic design of the BESNOOW I53 earbuds, showing how they fit comfortably in the ear and are designed for a perfect fit, making them suitable for extended wear and portability.

IP7 Waterproof & Dustproof

Protects against dust and perspiration and meets the needs of many life situations



Light Rain



Accident Splashes



Sweat



Image: IP7 Waterproof and Dustproof. This image demonstrates the IP7 waterproof and dustproof rating of the BESNOOW I53 earbuds, indicating their resistance to light rain, accidental splashes, and sweat, making them suitable for various activities.

SETUP

1. Charging the Earbuds and Case

1. Place the earbuds into the charging case. Ensure they are correctly seated; the LED indicators on the earbuds will light up to confirm charging.
2. Connect the USB-C charging cable to the charging port on the case and the other end to a USB power adapter (not included) or a computer's USB port.
3. The LED display on the charging case will show the battery percentage. A full charge for the case typically takes about 1.5 hours.
4. The earbuds will charge automatically when placed in the powered case.

Note: For first-time use, it is recommended to fully charge both the earbuds and the charging case.

2. Pairing with Your Device

1. **Power On:** Open the charging case. The earbuds will automatically power on and enter pairing mode. The LED indicator on one earbud will flash white and red, indicating it's ready to pair.

2. **Activate Bluetooth:** On your smartphone, tablet, or other Bluetooth-enabled device, go to the Bluetooth settings and turn on Bluetooth.
3. **Select Device:** In the list of available devices, search for "BESNOOW I53" and select it to connect.
4. **Confirmation:** Once successfully paired, the LED indicator on the earbud will turn off, and you will hear an audio prompt.
5. **Automatic Reconnection:** After the initial pairing, the earbuds will automatically connect to the last paired device when taken out of the charging case, provided Bluetooth is enabled on the device.

OPERATING INSTRUCTIONS

The BESNOOW I53 earbuds feature intuitive touch controls. The touch sensitive area is located on the outer surface of each earbud.

Function	Action (Left Earbud)	Action (Right Earbud)
Power On	Open the charging case, or long press for 3 seconds if earbuds are off.	
Power Off	Place earbuds back into the charging case, or long press for 5 seconds if earbuds are on.	
Play/Pause Music	Single tap	Single tap
Next Track	Double tap	Double tap
Previous Track	Triple tap	Triple tap
Volume Up	Long press	N/A
Volume Down	N/A	Long press
Answer/End Call	Single tap	Single tap
Reject Call	Long press for 2 seconds	Long press for 2 seconds
Activate Voice Assistant	Quadruple tap	Quadruple tap

MAINTENANCE

- **Cleaning:** Regularly clean the earbuds and charging case with a soft, dry, lint-free cloth. Do not use harsh chemicals or abrasive materials.
- **Ear Tips:** Remove ear tips and clean them with water and mild soap if necessary. Ensure they are completely dry before reattaching.
- **Charging Contacts:** Keep the charging contacts on both the earbuds and the case clean and dry to ensure proper charging.
- **Storage:** When not in use, store the earbuds in their charging case to protect them and keep them charged. Store in a cool, dry place away from extreme temperatures.
- **Water Resistance:** While the earbuds are IP7 waterproof, they are not designed for swimming or prolonged submersion. Ensure they are dry before placing them back in the charging case.

TROUBLESHOOTING

Earbuds not pairing with device:

- Ensure the earbuds are charged and out of the charging case.
- Turn off and on your device's Bluetooth.
- Forget "BESNOOW I53" from your device's Bluetooth list and try pairing again.
- Try resetting the earbuds (refer to manufacturer's specific reset instructions if available, otherwise, place them in the case, close, wait, then reopen).

No sound from one or both earbuds:

- Check the volume level on both your device and the earbuds.
- Ensure the earbuds are properly connected to your device.
- Re-pair the earbuds with your device.
- Ensure the earbuds are charged.

Charging issues:

- Ensure the charging cable is securely connected to both the case and the power source.
- Check if the charging contacts on the earbuds and case are clean and free of debris.
- Try a different USB-C cable or power adapter.

Earbuds keep disconnecting:

- Ensure you are within the Bluetooth range (typically 10 meters) of your device.
- Avoid obstacles between the earbuds and your device.
- Check for interference from other wireless devices.
- Ensure the earbuds are fully charged.

SPECIFICATIONS

Feature	Detail
Model Name	I53
Brand	BESNOOW
Connectivity Technology	Wireless (Bluetooth 5.3)
Wireless Communication Technology	Bluetooth
Ear Placement	In-Ear
Form Factor	In-Ear
Special Features	Microphone included, Environmental Noise Cancellation (ENC), LED Display, Touch Control, IP7 Waterproof
Battery Composition	Lithium-polymer
Playtime (Earbuds)	Up to 8 hours

Feature	Detail
Total Playtime (with Charging Case)	Up to 40 hours
Charging Time (Case)	Approximately 1.5 hours
Waterproof Rating	IP7
Compatible Devices	Cell phone, Laptop, Tablet, Smart speaker, Television, Car audio system

WARRANTY AND SUPPORT

BESNOOW products are designed and manufactured to the highest quality standards. For any questions, technical support, or warranty claims, please refer to the contact information provided with your purchase or visit the official BESNOOW website. Please retain your proof of purchase for warranty purposes.