

## Manuals+

[Q & A](#) | [Deep Search](#) | [Upload](#)

[manuals.plus](#) /

- › [MageGee](#) /
- › [MageGee TS91 Mini 60% RGB Gaming Keyboard User Manual](#)

## MageGee TS91

# MageGee TS91 Mini 60% RGB Gaming Keyboard User Manual

Model: TS91

## 1. INTRODUCTION

Thank you for choosing the MageGee TS91 Mini 60% RGB Gaming Keyboard. This ultra-compact keyboard is designed for both gaming and office use, offering a space-saving layout, vibrant RGB backlighting, and a comfortable typing experience. This manual provides essential information for setting up, operating, and maintaining your new keyboard.



Image: The MageGee TS91 Mini 60% RGB Gaming Keyboard, showcasing its compact design and colorful RGB backlighting.

## 2. SETUP

---

1. **Unpacking:** Carefully remove the keyboard from its packaging. Ensure all components are present.
2. **Connection:** Connect the keyboard to your computer using the provided USB-C cable. The keyboard is plug-and-play and does not require additional drivers for basic functionality.
3. **Compatibility:** The TS91 keyboard is compatible with Windows 10, Win 8, Win 7, Win Vista, Windows XP, Mac, PS4, and Xbox ONE.

## 3. OPERATING INSTRUCTIONS

---

### 3.1 RGB Backlight Control

The MageGee TS91 features customizable RGB backlighting. Use the following FN key combinations to adjust the lighting effects:

- **FN + K:** Switch between different breathing modes.
- **FN + L:** Switch between different light colors.
- **FN + O / L:** Adjust the backlight brightness (5 levels available).
- **FN + J / I:** Adjust the streamer speed (J for acceleration, I for deceleration).
- **FN + K:** Backlight on/off.



Image: Visual guide to FN key combinations for RGB backlight adjustments, including brightness, speed, and color changes.

### 3.2 Multimedia and Function Keys

Due to its 60% compact layout, many functions are accessed via the FN key in combination with other keys:

- **FN + R:** Volume down.
- **FN + T:** Volume up.
- **FN + Y:** Mute.
- **FN + Other Keys:** Refer to the keycap legends for additional FN key combinations for various functions (e.g., F1-F12, arrow keys, home, end, etc.).

## SHINING YOUR GAMING DESK



Image: Illustration of FN key combinations for controlling breathing modes, light colors, and brightness levels.

### 3.3 General Usage

The 61-key layout is designed for efficiency and comfort. The key height is ergonomically designed for long-term use. The keyboard features advanced imitation mechanical technology for a mechanical typing feel.





*Image: The MageGee TS91 keyboard highlighting its 61-key layout and comfortable button design.*

## 4. MAINTENANCE

- **Cleaning:** The keyboard's circuit board is IPX4 certified for water resistance, allowing for easy cleaning of spills. However, the USB-C interface is not waterproof. Avoid submerging the keyboard. Use a soft, damp cloth to wipe down the keycaps and chassis. For deeper cleaning, use compressed air to remove debris from between keys.
- **Storage:** Store the keyboard in a dry, cool place away from direct sunlight and extreme temperatures.
- **Cable Care:** Avoid bending or twisting the USB-C cable excessively to prevent damage.

## 5. TROUBLESHOOTING

- **Keyboard Not Responding:**
  - Ensure the USB-C cable is securely connected to both the keyboard and the computer.
  - Try connecting the keyboard to a different USB port on your computer.
  - Test the keyboard on another computer to rule out a computer-specific issue.
- **Backlight Not Working/Incorrect:**

- Ensure the backlight is not turned off (FN + K).
  - Adjust brightness using FN + O / L.
  - Cycle through colors and modes using FN + K and FN + L.
- **Specific Keys Not Working:**
    - Clean the affected key area to remove any debris that might be obstructing the switch.
    - If the issue persists, contact customer support.

## 6. SPECIFICATIONS

- **Model:** TS91
- **Brand:** MageGee
- **Layout:** 60% (61 keys)
- **Connectivity:** USB-C Wired
- **Backlight:** RGB
- **Water Resistance:** IPX4 Certified Circuit Board (interface not waterproof)
- **Dimensions:** 11.5 x 4.02 x 1.57 inches (292mm L x 102mm W x 40mm H)
- **Item Weight:** 1.1 pounds
- **Compatible Devices:** Laptop, PC, Tablet
- **Recommended Uses:** Business, Everyday Use, Gaming



Image: Technical drawing showing the precise dimensions of the MageGee TS91 keyboard.

## 7. OFFICIAL PRODUCT VIDEO

Watch this short video from MageGee for a quick overview of the TS91 Mini Keyboard's features.







*Video: A brief demonstration of the MageGee TS91 Mini Keyboard, highlighting its compact size and RGB lighting effects.*

## 8. WARRANTY AND SUPPORT

For warranty information or further technical assistance, please refer to the product packaging or contact MageGee customer support directly. Keep your purchase receipt for warranty claims.

© 2023 MageGee. All rights reserved.

### Related Documents - TS91

	<p><a href="#">MageGee SKY87 Mechanical Keyboard User Guide and Warranty</a></p> <p>Comprehensive user guide for the MageGee SKY87 Mechanical Keyboard, detailing its features, multi-function keys, lighting effects, and warranty information. Includes product specifications and troubleshooting tips.</p>
	<p><a href="#">MAGEGEE TS91 Keyboard User Manual - Features, Specifications, and Warranty</a></p> <p>A user manual for the MAGEGEE TS91 keyboard, providing detailed information on its features, combination key functions, multimedia key functions, technical specifications, product instructions, caution notes, and warranty conditions. Includes EU Declaration of Conformity and WEEE disposal information.</p>
	<p><a href="#">MAGEGEE MK-STAR75 Mechanical Keyboard User Guide</a></p> <p>This user guide provides comprehensive details for the MAGEGEE MK-STAR75 Mechanical Keyboard, covering its features like N-key rollover, ergonomic design, and cool lighting, along with multimedia and combination key functions. Specifications and after-sale service information are also included.</p>
	<p><a href="#">MageGee V500 Wireless Keyboard User Guide - Features, Specifications, and Warranty</a></p> <p>Comprehensive user guide for the MageGee V500 Wireless Keyboard, detailing its features, RGB lighting, ergonomic design, combination key functions, technical specifications, product instructions, and warranty information.</p>
	<p><a href="#">MageGee MK-BOX Mechanical Keyboard User Guide</a></p> <p>A comprehensive user guide for the MageGee MK-BOX Mechanical Keyboard, detailing its features, specifications, and combination key instructions. Includes information on magnetic switches, hot-swappable capabilities, RGB lighting, and driver usage.</p>
	<p><a href="#">Magegee G-Tanker Wireless Gaming Headset User Guide</a></p> <p>Official user guide for the Magegee G-Tanker Wireless Gaming Headset, featuring Bluetooth 5.3, 50mm drivers, and detailed operation, maintenance, and specifications. Includes FCC compliance information.</p>

