

[Manuals.plus](#) /

> [Micool](#) /

> Micool T35 Open Ear Headphones User Manual

## Micool T35

# Micool T35 Open Ear Headphones User Manual

Model: T35

## INTRODUCTION

---

Thank you for choosing Micool T35 Open Ear Headphones. These headphones are designed to provide a comfortable and safe listening experience, allowing you to enjoy high-quality audio while remaining aware of your surroundings. Featuring Bluetooth 5.3 connectivity, IPX6 waterproofing, and a long-lasting battery, they are ideal for sports and daily use.

## PACKAGE CONTENTS

---

Please check the package for the following items:

- Micool T35 Open Ear Headphones
- Wireless Charging Case
- USB Type-C Charging Cable
- User Manual

## PRODUCT OVERVIEW

---

The Micool T35 headphones feature an open-ear design with earhooks for secure and comfortable wear. The charging case protects and recharges your headphones.



Image: Micool T35 Open Ear Headphones and Charging Case. The image displays the charging case with one earbud inside and the other earbud placed next to it, showcasing the open-ear design and earhook.

# Not in the ear Only comfortable

Comfortable spin on design

360° panoramic surround sound

Long range, worry free and enjoyable

Strengthen call noise reduction algorithm

Directional sound transmission technology



Digital sound  
Enhanced technology

AcaVity

360° ACA sound  
Structural cavity



30 days  
Free trial

Image: Micool T35 Open Ear Headphones. This image shows both left and right earbuds with their earhooks, highlighting their ergonomic shape.

## Key Features:

- **Open Ear Design:** Rests gently on the ear without blocking the ear canal, reducing ear fatigue and maintaining environmental awareness.
- **Bluetooth 5.3:** Ensures stable and efficient wireless connectivity.
- **Ergonomic Earhooks:** Provides a secure and comfortable fit, even during extended use or physical activity.
- **IPX6 Waterproof:** Resistant to sweat and splashes, suitable for sports.
- **Long Battery Life:** Up to 12 hours of playback on a single charge, extended to 34 hours with the charging case.
- **Directional Sound Transmission:** Minimizes sound leakage while delivering clear audio.

## SETUP

### 1. Charging the Headphones and Case

Before first use, fully charge the headphones and the charging case.

- Place the headphones into the charging case.

- Connect the USB Type-C cable to the charging port on the case and a power source.
- The charging case takes approximately 1-2 hours to fully charge.
- A full charge provides up to 12 hours of listening time for the headphones, with the charging case extending total playback to 34 hours.

## 2. Bluetooth Pairing

To connect your Micool T35 headphones to a device:

1. Ensure the headphones are charged and inside the charging case.
2. Open the charging case. The headphones will automatically enter pairing mode, indicated by a flashing LED light on the earbuds.
3. On your device (smartphone, tablet, etc.), go to the Bluetooth settings.
4. Search for available devices and select "Micool T35" from the list.
5. Once connected, the LED indicator on the headphones will stop flashing.
6. The headphones will automatically reconnect to the last paired device when taken out of the case, if Bluetooth is enabled on the device.

## OPERATING INSTRUCTIONS

---

### 1. Wearing the Headphones

The Micool T35 headphones are designed for an open-ear fit with rotatable earhooks.

## Powerful structural design

### Wearing it for a long time will not cause swelling or pain

Introducing a new structure that conforms to ergonomics and is powerful  
Adaptive auricle capability, with a single earphone weighing only 9.3g  
Lightweight all-weather wear, perfect for comfort



## Rotable elastic ear loop

Unique 90 ° adjustable rotation angle design

Able to adapt to different earlobes, with just a gentle touch when you wear them

Hang it up to find a comfortable angle that suits you

Image: Micool T35 Headphones: Rotatable Earhook Adjustment. The image illustrates the 90-degree rotation capability of the earhook for a customized fit.

- Gently place the earbud on your ear, ensuring the earhook wraps securely around the back of your ear.
- Adjust the rotatable earhook to find the most comfortable and stable position for your earlobe.
- The open-ear design ensures comfort and allows you to hear your surroundings.




Image: Micool T35 Headphones: Usage Scenarios. This image shows individuals using the headphones in various settings: during fitness activities, in an office environment, outdoors while running, and during leisure time.

## 2. Touch Controls

The Micool T35 headphones feature intuitive touch controls on each earbud.

Open without leakage  
Comfortable and safer

#### Directional sound transmission technology

Special cavity design to increase standing wave peak frequency  
The human voice is more pleasant and the sound quality is clearer



Image: Micool T35 Headphones: Touch Controls Diagram. This diagram illustrates the touch-sensitive area on the earbud and lists the corresponding functions for single tap, double tap, triple tap, and long press.

- **Music Playback/Pause:** Tap the function key once.
- **Answer/End Call:** Click the function key.
- **Summon Voice Assistant:** Long press the function key for 2 seconds.
- **Call Rejection:** Long press the function key for 2 seconds during an incoming call.
- **Switching Up/Down Tracks:** Triple click the left/right ear function keys.
- **Volume Increase/Decrease:** Double click the right/left ear function keys.

### 3. Game Mode

The Micool T35 headphones support a low-latency game mode for improved audio-video synchronization.

# Comfortable operation

# So handy









- |   |  |
|---|--|
|  <b>Music playback/pause</b><br>Tap the function key once                      |  <b>Answer/End</b><br>Click on the function key                                   |
|  <b>Summoning Voice Assistant</b><br>Long press the function key for 2 seconds |  <b>Call rejection</b><br>Long press the function key for 2 seconds               |
|  <b>Switching Up/Down Tracks</b><br>Three click left/right ear function keys   |  <b>Volume increase/decrease</b><br>Double click the right/left ear function keys |

Image: Micool T35 Headphones: Low Latency Game Mode. The image shows a smartphone displaying a mobile game, indicating the headphones' capability for synchronized audio and video during gaming.

To activate game mode, refer to the specific instructions provided in the quick start guide or product packaging, as this feature often requires a specific touch gesture or setting within the connected device.

## MAINTENANCE

---

Proper maintenance ensures the longevity and performance of your headphones.

- **Cleaning:** Use a soft, dry, lint-free cloth to clean the headphones and charging case. Do not use abrasive cleaners or solvents.
- **Water Resistance:** The headphones are IPX6 waterproof, meaning they are resistant to strong jets of water. They are suitable for use during workouts and in light rain, but should not be submerged in water. Dry them thoroughly before placing them back in the charging case.
- **Storage:** When not in use, store the headphones in their charging case to protect them from dust and damage. Store in a cool, dry place away from extreme temperatures.
- **Battery Care:** To preserve battery life, charge the headphones regularly, even if not used for extended periods. Avoid fully discharging the battery frequently.

## TROUBLESHOOTING

---

If you encounter issues with your Micool T35 headphones, try the following solutions:

- **No Sound:**
  - Ensure headphones are charged.
  - Check if the headphones are properly paired with your device.
  - Adjust the volume on both the headphones and your device.
  - Try playing audio from a different application or source.
- **Pairing Failure:**
  - Turn off Bluetooth on your device and turn it back on.
  - Forget "Micool T35" from your device's Bluetooth list and attempt to pair again.
  - Ensure the headphones are in pairing mode (LED flashing).
  - Move the headphones closer to your device.
- **Charging Issues:**
  - Ensure the charging cable is securely connected to both the case and the power source.
  - Try a different USB Type-C cable or power adapter.
  - Clean the charging contacts on the headphones and inside the case with a dry cotton swab.
- **Poor Call Quality:**
  - Ensure the microphone is not obstructed.
  - Move to an area with less environmental noise.
  - Check your device's network signal.

## SPECIFICATIONS

---

<b>Brand</b>	Micool
<b>Model Name</b>	T35
<b>Connectivity Technology</b>	Wireless (Bluetooth 5.3)

<b>Ear Placement</b>	Open Ear
<b>Form Factor</b>	On Ear (with earhooks)
<b>Waterproof Rating</b>	IPX6
<b>Playback Time</b>	Up to 12 hours (single charge), 34 hours (with charging case)
<b>Charging Port</b>	USB Type-C
<b>Control Type</b>	Media Control (Touch)
<b>Material</b>	Plastic
<b>Compatible Devices</b>	Cellphones

## WARRANTY AND SUPPORT

---

Micool T35 Open Ear Headphones come with a 1-year limited warranty from the date of purchase. This warranty covers manufacturing defects and workmanship under normal use.

For technical support, warranty claims, or any questions regarding your product, please contact Micool customer service through the retailer where you purchased the product or visit the official Micool brand store:

[Micool Brand Store on Amazon](#)

Please have your purchase receipt and product model number (T35) ready when contacting support.