

Spigen AMP05813

Spigen S560W 64" Selfie Stick Tripod User Manual

Model: AMP05813

1. INTRODUCTION

The Spigen S560W Selfie Stick Tripod is a versatile accessory designed for photography enthusiasts and vloggers. It functions as both an extendable selfie stick and a stable tripod, offering wide compatibility with various devices and flexible shooting angles. This manual provides comprehensive instructions to help you set up, operate, and maintain your device for optimal performance.

2. PACKAGE CONTENTS

Before use, please verify that all components are present in the package:

- Spigen S560W Selfie Stick Tripod
- Wireless Remote Control
- Universal Mount (1/4-inch screw module)
- User Manual

Included Components




Image: All items included in the Spigen S560W package, showing the selfie stick tripod, remote, universal mount, and manual.

3. PRODUCT FEATURES

The Spigen S560W offers a range of features to enhance your photography and videography experience:

- **Adjustable Height:** Extends up to 64 inches (162 cm), ideal for wide-angle shots and group photos.
- **Stable Tripod Base:** Features honeycomb-structured legs and a wider base for enhanced stability during photo and video shoots.
- **Versatile Device Compatibility:** Includes a 1/4-inch screw module for broad compatibility with mobile phones, GoPro cameras, and compact cameras.
- **Flexible Rotation:** Offers 360° horizontal and vertical rotation, along with a 190° adjustable phone holder

for diverse shooting angles.

- **Wireless Remote Control:** Enables easy control over photos and videos from a distance of up to 10 meters.

Capture images from various angles.

Shoot however you like

360 degrees Horizontally and Vertically Rotatable



Adjustable Up to **190 degrees**



Image: Demonstrates the 360-degree rotation and 190-degree adjustable angle of the phone holder.

Durable with a Dual-braced tripod structure.

Sturdy and Stable Selfie stick / Tripod.




Image: Highlights the sturdy design of the tripod legs with honeycomb structure for enhanced stability.

4. SETUP AND ASSEMBLY

4.1 Unfolding the Tripod

Gently pull the legs outwards from the base of the handle until they lock into place, forming a stable tripod base.

4.2 Extending the Stick

Pull the top section of the stick upwards to extend it to the desired length. Ensure all sections are securely locked to prevent collapse.

4.3 Attaching a Mobile Phone

Open the phone holder clamp and securely place your mobile phone. Ensure it is centered and stable within the clamp.

4.4 Attaching a Camera or GoPro (using 1/4-inch screw module)

1. Remove the mobile phone holder by unscrewing the right holder lever.
2. Install the enclosed 1/4-inch screw module and tighten the holder lever to secure it.
3. Mount your Compact Camera or Action Cam onto the screw module.



Image: Step-by-step guide for installing a camera or GoPro using the universal 1/4-inch screw mount.

4.5 Pairing the Wireless Remote Control

The remote control uses Bluetooth for connectivity. To pair:

1. Ensure the remote control is powered on.
2. On your mobile device, navigate to Bluetooth settings.
3. Search for available devices and select 'Spigen S560W' to pair.

5. OPERATING INSTRUCTIONS

Once set up, the Spigen S560W is ready for use.

5.1 Taking Photos/Videos

Press the button on the wireless remote control to capture photos or start/stop video recording on your paired device.

5.2 Adjusting Angles

Utilize the 360° rotatable head and 190° adjustable phone holder to achieve desired shooting angles for both landscape and portrait orientations.

5.3 Remote Control Battery

The remote control includes a Lithium Battery. It offers a maximum standby time of 6 months and can capture up to 50,000 shots. To access the battery for replacement, gently lift the bottom cover of the remote control.

Captures up to 50,000 shots

Record Precious Moments

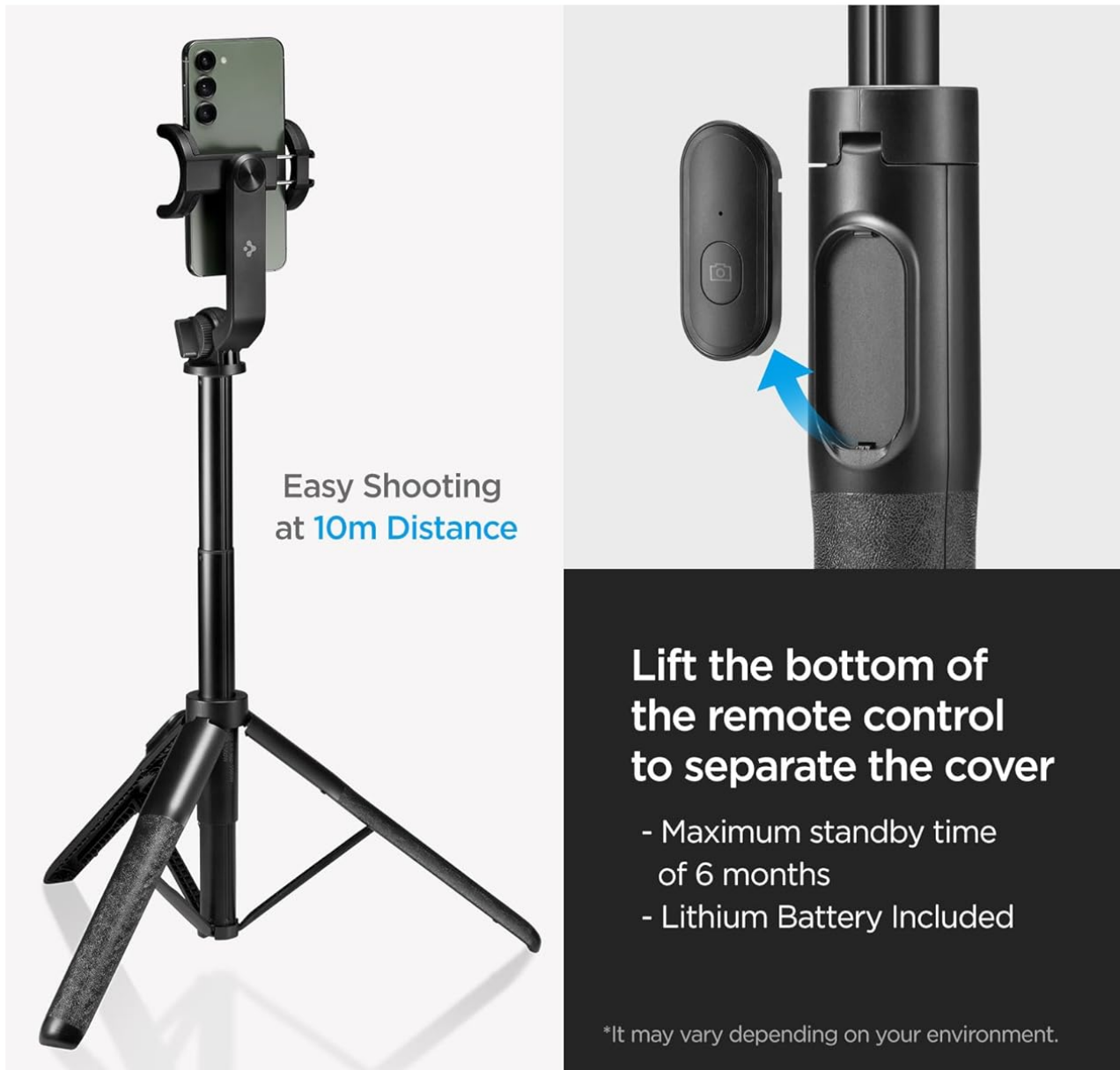


Image: Details of the wireless remote control, including its range and battery information.

6. COMPATIBILITY

The Spigen S560W is designed for wide compatibility with various devices, including:


- Mobile Phones
- GoPro Action Cameras
- Compact Cameras

Note: This product is not compatible with DSLR cameras.

Wide Compatibility

Try in Universal Mount Mode:
Action Cams, Compact Cameras and More.



 Mobile Phone



 GoPro /
Action Camera



 Compact Camera



 DSLR

Image: Visual representation of device compatibility, including mobile phones, GoPro, and compact cameras, while explicitly excluding DSLR cameras.

7. MAINTENANCE

To ensure the longevity and optimal performance of your Spigen S560W Selfie Stick Tripod, follow these maintenance guidelines:

- **Cleaning:** Clean the device with a soft, dry cloth. Avoid using harsh chemicals or abrasive materials that could damage the finish.
- **Storage:** Store the tripod in a cool, dry place away from direct sunlight and extreme temperatures.
- **Battery:** Ensure the remote control battery is replaced when necessary to maintain functionality.

8. TROUBLESHOOTING

If you encounter any issues with your Spigen S560W, refer to the following common problems and solutions:

- **Remote Control Not Pairing:**
Ensure the remote control is charged or has a fresh battery. Verify that Bluetooth is enabled on your device and the remote is within the 10-meter operating range. Try unpairing and re-pairing the remote in your device's Bluetooth settings.
- **Tripod Instability:**
Ensure the tripod legs are fully extended and locked into position on a flat, stable surface. Avoid over-extending the main stick beyond its recommended maximum height, as this can reduce stability.
- **Phone/Camera Not Secure:**
Verify that the phone holder or 1/4-inch screw module is securely tightened. Ensure your device is properly seated and centered within the holder or on the mount.

9. SPECIFICATIONS

Feature	Specification
Model Number	AMP05813
Manufacturer	Spigen
Product Dimensions (Folded)	30.51 x 5.81 x 6.5 cm
Item Weight	378 Grams
Maximum Height	162 Centimetres (approx. 64 inches)
Minimum Height	30.5 Centimetres
Material	Aluminium Composite
Colour	Black
Compatible Devices	Mobile Phone, GoPro, Camera
Special Features	Remote Control
Batteries	1 Lithium Metal battery (included for remote)







10. WARRANTY AND SUPPORT

For product support, technical assistance, or warranty inquiries, please contact Spigen customer service

through their official website or the retailer where the product was purchased. Please retain your proof of purchase for any warranty claims.

© 2024 Spigen Inc. All rights reserved.

Related Documents - AMP05813

	<p>Spigen Gimbal Selfie Stick Tripod S620W User Manual</p> <p>User manual for the Spigen S620W Gimbal Selfie Stick Tripod, detailing its components, operation modes including handheld dolly shot and AI tracking, charging instructions, remote control functions, specifications, and important cautions.</p>
	<p>Spigen ArcStation Pro GaN 1402 Wall Charger User Manual</p> <p>User manual for the Spigen ArcStation Pro GaN 1402 Wall Charger, providing instructions, safety guidelines, specifications, and warranty information for this 140W dual USB-C power adapter.</p>
	<p>Spigen H3 Bluetooth Headset User Manual</p> <p>User manual for the Spigen H3 Bluetooth headset, detailing features, connectivity, and specifications. Includes instructions for pairing, multi-point connection, and factory reset.</p>
	<p>Spigen ArcField Dual Wireless Charger PF2100 User Manual</p> <p>Official user manual for the Spigen ArcField Dual Wireless Charger PF2100, detailing setup, safety instructions, specifications, and warranty information.</p>
	<p>Spigen ArcField Wireless Charger PF2402 User Manual & Safety Guide</p> <p>Official user manual and safety instructions for the Spigen ArcField Wireless Charger PF2402, detailing setup, operation, LED indicators, specifications, and regulatory compliance information.</p>
	<p>Spigen PowerArc ArcField Wireless Charger PF2002 User Manual</p> <p>User manual for the Spigen PowerArc ArcField Wireless Charger (PF2002) by Spigen Korea Co., Ltd., detailing its features, operation, and specifications.</p>