

Panasonic F-MV4420-WZ

Panasonic Ziaino F-MV4420-WZ Pet Edition Space Sterilizer Deodorizer and Humidifier User Manual

Model: F-MV4420-WZ

[Introduction](#)

[Setup](#)

[Operation](#)

[Maintenance](#)

[Troubleshooting](#)

[Specifications](#)

[Warranty & Support](#)

1. INTRODUCTION

The Panasonic Ziaino F-MV4420-WZ is a space sterilizer, deodorizer, and humidifier designed to improve indoor air quality, particularly in environments with pets. It utilizes hypochlorous acid to effectively sterilize airborne bacteria, remove odors, and provide humidification. This manual provides essential information for the safe and efficient use of your appliance.

ペットエディション NEW F-MV4420	F-MV5400	F-MV4300	F-MV2300	F-MV1300
スピード脱臭モード 搭載	集中クリーンモード 搭載			
		 		
-WZ マテリアルホワイト	-SZ ステンレスシルバー	-SZ ステンレスシルバー -WZ マテリアルホワイト	-WZ マテリアルホワイト	-W ホワイト
適用床面積のめやす※				
~18畳 (~30㎡)	~21畳 (~35㎡)	~18畳 (~30㎡)	~12畳 (~20㎡)	~9畳 (~15㎡)
集じん 8畳(13㎡)の清浄時間				
約11分			約17分	約20分
集じん 適用床面積のめやす				
~26畳 (~43㎡)			~16畳 (~26㎡)	~13畳 (~21㎡)
加湿 適用床面積のめやす				
プレハブ洋室 ~18畳 (~30㎡)	木造和室 ~11畳 (~18㎡)	プレハブ洋室 ~12畳 (~20㎡)	木造和室 ~7畳 (~12㎡)	—
タンク容量				
約4L				約1.8L
塩タブレット自動投入機能				
○				—
※ 揮発した次亜塩素酸が一定濃度届く範囲の目安です。 ●写真、イラストはすべてイメージです。 ●数値は実使用空間での実証効果ではありません。使用環境・お部屋により効果は異なります。				

Image: The Panasonic Ziaino F-MV4420-WZ unit positioned in a living space, demonstrating its compact design and integration into a home environment with a dog and cat.

★：喫煙環境では使用しないでください。●脱臭効果は、周囲環境（温度・湿度）、運転時間、臭気によって異なります。

お部屋に残った様々な料理臭も脱臭

気になりやすい料理の実物臭の脱臭効果も実証。

ニンニク	キムチ	カレー	ジンギスカン
			
お好み焼き	焼きそば	鍋	唐揚げ
			

Image: The Panasonic Ziaino F-MV4420-WZ unit shown in a room, highlighting its pet-friendly design and ability to blend into home decor. A dog and cat are visible nearby.

2. SETUP

2.1 Unpacking and Placement

Carefully remove the unit from its packaging. Place the unit on a flat, stable surface, ensuring adequate space around it for proper airflow. Avoid placing it near heat sources, direct sunlight, or in areas with high humidity.

2.2 Water Tank Preparation

1. Remove the water tank from the unit.
2. Fill the tank with clean tap water up to the maximum fill line.
3. Insert the designated salt tablet into the tablet slot in the water tank. This tablet is crucial for the generation of hypochlorous acid.
4. Securely reattach the water tank to the main unit.

2.3 Power Connection

Connect the power cord to a suitable electrical outlet. Ensure the voltage matches the unit's requirements.

3. OPERATION

3.1 Control Panel Overview




Image: A detailed view of the control panel on the Panasonic Ziaino F-MV4420-WZ, showing buttons for various functions such as power, mode selection, and fan speed.

3.2 Power On/Off

Press the power button on the control panel to turn the unit on or off. The unit will typically start in a default operating mode.

3.3 Mode Selection

The F-MV4420-WZ offers several modes:

- **Speed Deodorization Mode:** This mode rapidly removes strong odors. It is designed to be effective against pet odors and various cooking smells.
- **Humidification Mode:** Provides humidification to maintain comfortable indoor humidity levels.
- **Sterilization Mode:** Continuously releases hypochlorous acid to sterilize airborne and surface bacteria.
- **Dust Collection:** The HEPA filter captures airborne particles and dust.

Select the desired mode using the corresponding buttons on the control panel.

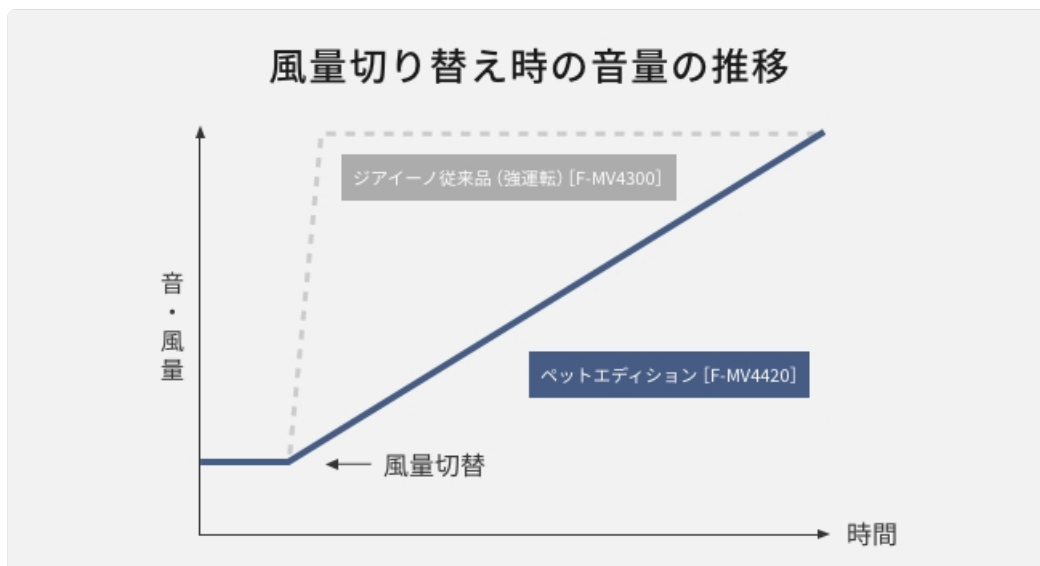


Image: A graph illustrating the improved deodorization speed of the F-MV4420 Pet Edition compared to previous models for cat and dog excrement odors in a 6-tatami room.



Image: A collage of images depicting various common household food items (garlic, kimchi, curry, hot pot, fried chicken, etc.), indicating the unit's effectiveness in deodorizing their lingering smells.

3.4 Air Volume Adjustment

Adjust the air volume (fan speed) to your preference using the dedicated buttons. The unit features a seamless air volume switching operation, designed to minimize sudden changes in operating sound, making it less startling for pets.

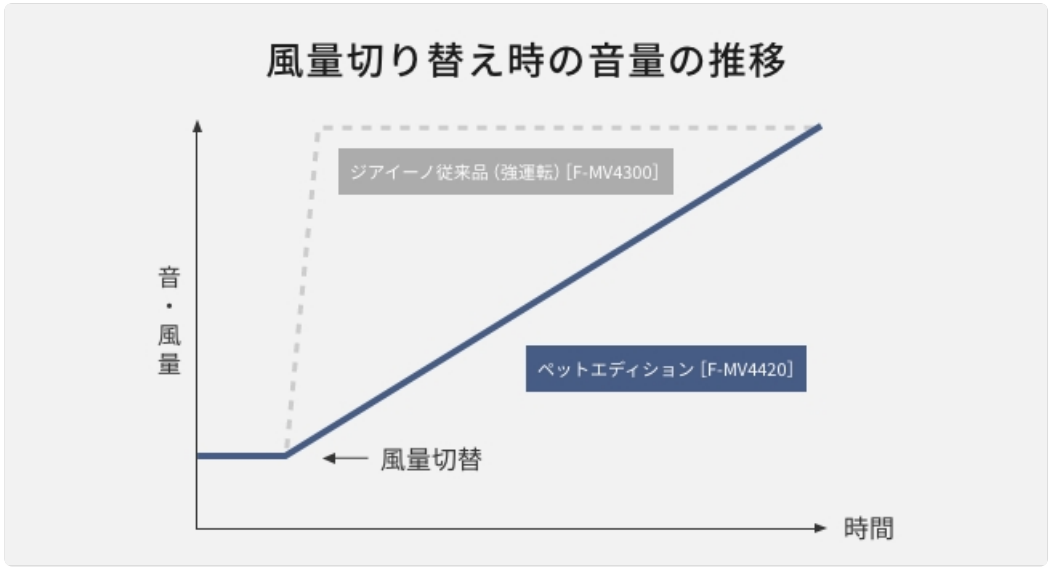


Image: A graph illustrating the gradual increase in sound and air volume during fan speed changes for the F-MV4420 Pet Edition, contrasting with the abrupt changes of a conventional model (F-MV4300).

4. MAINTENANCE

Regular maintenance ensures optimal performance and longevity of your Ziaino unit.

4.1 Filter Cleaning and Replacement

The unit is equipped with a HEPA filter that captures dust and allergens. Clean the filter regularly according to the indicator on the unit or at least once a month. Replace the filter when its lifespan expires or when performance noticeably decreases.



Image: A close-up view of the HEPA filter, featuring a subtle paw print design, indicating its pet-friendly nature and function in capturing airborne particles.

4.2 Water Tank Cleaning

Clean the water tank and its components weekly to prevent mold and bacterial growth. Use a soft brush and mild detergent if necessary, then rinse thoroughly with clean water.

4.3 Main Unit Cleaning

Wipe the exterior of the unit with a soft, damp cloth. Do not use abrasive cleaners or solvents.

5. TROUBLESHOOTING

If you encounter issues with your unit, refer to the following common problems and solutions:

Problem	Possible Cause	Solution
---------	----------------	----------

Problem	Possible Cause	Solution
Unit does not power on	Power cord not properly connected; Power outlet malfunction	Check power cord connection; Try a different outlet
Weak deodorization/sterilization	Water tank empty; Filter dirty/clogged; Salt tablet not inserted or depleted	Refill water tank; Clean or replace filter; Insert new salt tablet
No humidification	Water tank empty; Humidification filter dirty	Refill water tank; Clean humidification filter
Unusual noise during operation	Unit not on a flat surface; Obstruction in fan; Internal component issue	Ensure stable placement; Check for obstructions; Contact customer support if noise persists

If the problem persists after attempting these solutions, please contact Panasonic customer support.

6. SPECIFICATIONS

Key technical specifications for the Panasonic Ziaino F-MV4420-WZ:

Feature	Detail
Model Number	F-MV4420-WZ
Brand	Panasonic
Color	Material White
Product Dimensions (W x D x H)	39.8 cm x 27 cm x 71 cm
Package Dimensions	76.5 x 45 x 31 cm
Package Weight	13.5 kg
Power Source	Corded Electric
Filter Type	HEPA
Other Functions	Humidification function
Applicable Floor Area (Deodorization/Sterilization)	Up to 18 tatami mats (approx. 30m²)
Applicable Floor Area (Humidification)	Prefabricated Western-style room: ~18 tatami mats (approx. 30m²) Wooden Japanese-style room: ~11 tatami mats (approx. 18m²)
Water Tank Capacity	Approx. 4L
Salt Tablet Dispensing	Automatic

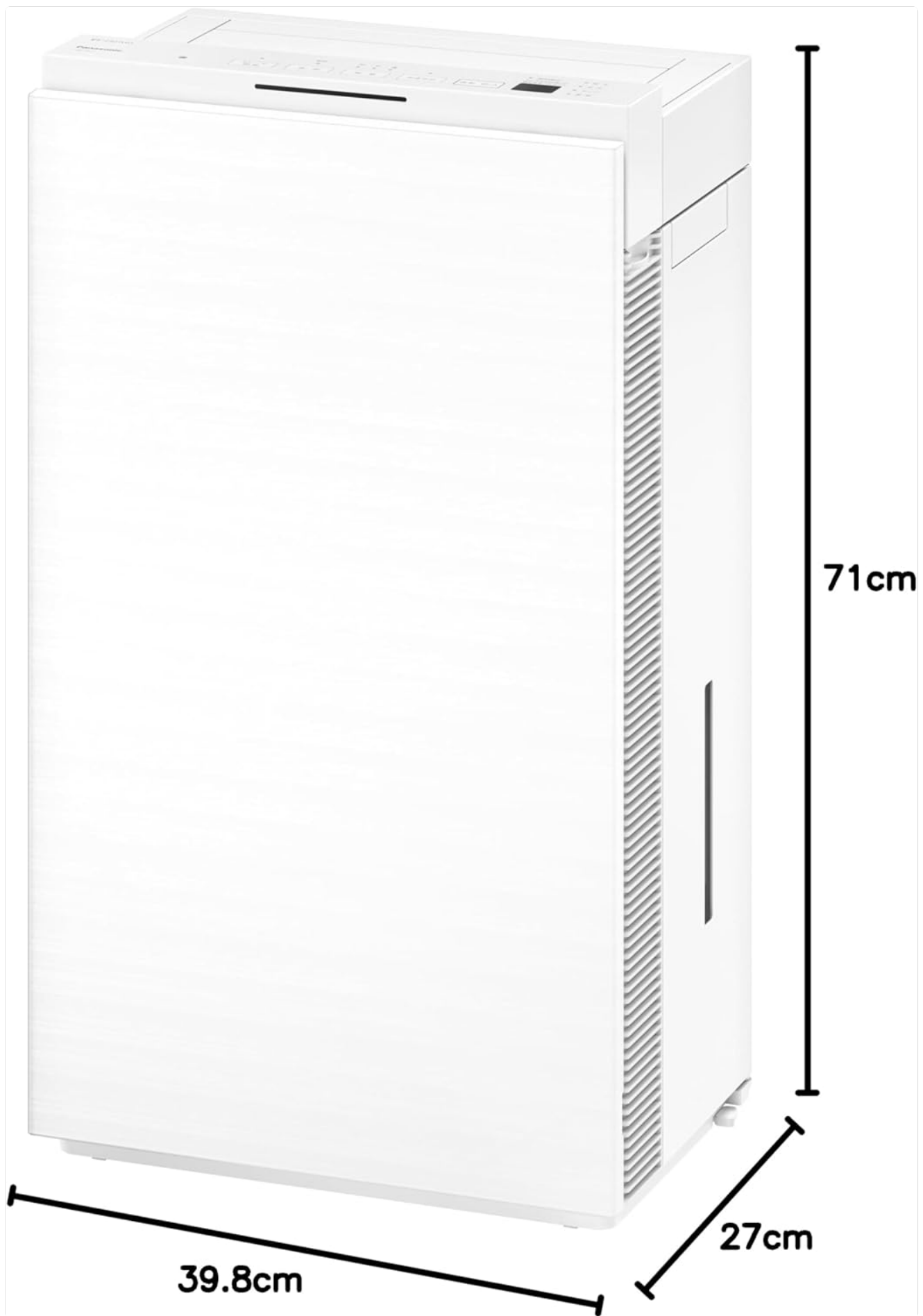


Image: The Panasonic Ziaino F-MV4420-WZ unit with its height (71cm), width (39.8cm), and depth (27cm) clearly labeled for reference.

次亜塩素酸 空間除菌脱臭機

ziaino
ジアイーノ




Image: A comparison table outlining the specifications and applicable floor areas for various Panasonic Ziaino models, including F-MV5400, F-MV4300, F-MV2300, F-MV1300, and the F-MV4420 Pet Edition.

7. WARRANTY & SUPPORT

7.1 Product Warranty

This Panasonic product is covered by a manufacturer's warranty. Please refer to the warranty card included with your purchase for specific terms, conditions, and duration. Keep your proof of purchase for warranty claims.

7.2 Customer Support

For technical assistance, service, or inquiries regarding your Panasonic Ziaino F-MV4420-WZ, please contact Panasonic customer support. Contact information can typically be found on the Panasonic official website or in the documentation provided with your unit.