

## ThermoPro TP904

# ThermoPro TP904 Bluetooth Meat Thermometer User Manual

Model: TP904 | Brand: ThermoPro

## 1. INTRODUCTION

Thank you for choosing the ThermoPro TP904 Bluetooth Meat Thermometer. This device is designed to help you achieve perfectly cooked meats every time by providing accurate temperature readings and remote monitoring capabilities via a smartphone application. With its dual probes and extended Bluetooth range, you can monitor two different cuts of meat or the ambient grill temperature simultaneously, ensuring optimal results for your BBQ, oven, or smoker.

## 2. PACKAGE CONTENTS

- 1 x ThermoPro TP904 Main Unit
- 2 x Stainless Steel Temperature Probes
- 2 x Probe Clips
- 2 x AAA Batteries (included)
- 1 x User Manual

## 3. PRODUCT OVERVIEW



The main unit features a large, easy-to-read digital display showing temperatures for both probes. It is designed for durability and ease of use, with a compact form factor.

# HIGH ACCURACY & HEAT RESIST

Perfect for long time cooking & safe use



**+/-1.8°F**  
**High Accuracy**



**716°F**  
**Heat Resistant**



**Wide Temperature**  
**Range**



The stainless steel probes are highly accurate, with a temperature range of 14°F to 572°F and heat resistance up to 716°F, making them suitable for various cooking methods.

The ThermoPro TP904 unit is equipped with a clear digital display, allowing you to monitor temperatures directly. It also features a hideaway hanging mount and a durable stand for versatile placement options during cooking.

# EASIER TO PLACE



Hideaway  
Hanging Mount



Durable Stand



The unit can be conveniently hung or stood on a flat surface.

## 4. SETUP

### 4.1 Battery Installation

Open the battery compartment on the back of the main unit. Insert the two AAA batteries, ensuring correct polarity (+/-). Close the battery compartment securely.

### 4.2 Probe Connection

Insert the stainless steel probes into the designated ports on the side of the main unit. Ensure they are fully inserted for accurate readings.

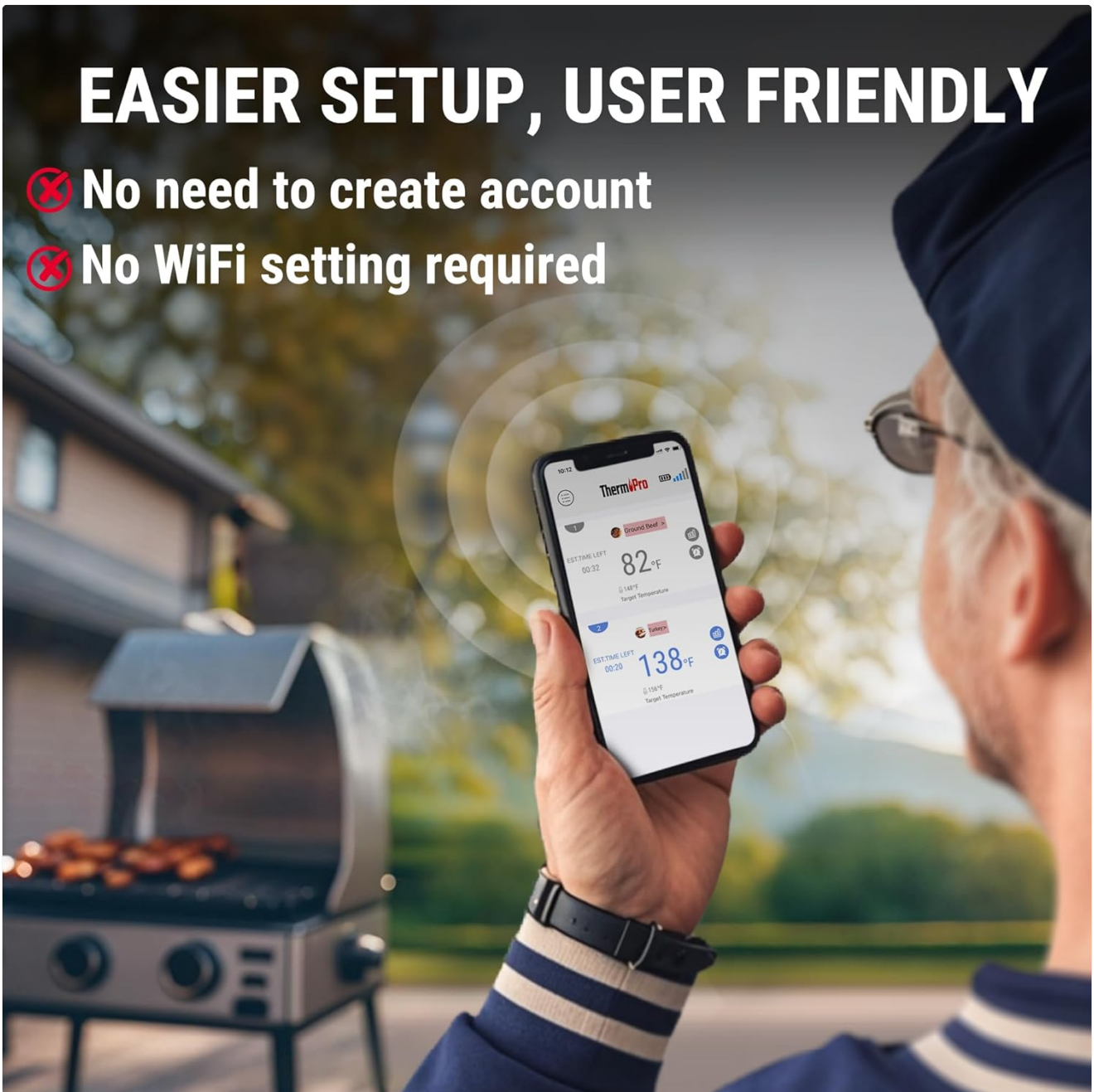
### 4.3 App Download & Bluetooth Pairing

To utilize the full features of your ThermoPro TP904, download the companion app. Scan the QR code provided in the quick start guide or search for "ThermoPro BBQ" in your device's app store (available for iOS and Android).



# EASIER SETUP, USER FRIENDLY

- ❌ No need to create account
- ❌ No WiFi setting required



The ThermoPro app offers easy setup without requiring account creation or WiFi settings.

Once the app is installed, turn on your ThermoPro TP904 unit. Press the pair button located on the back of the unit. Open the ThermoPro app on your smartphone. The app will automatically detect and pair with your thermometer. A stable Bluetooth 5.0 connection allows for a remote range of up to 450 feet, enabling you to monitor your cooking from a distance.

# MORE STABLE CONNECTION

## 450ft range via Bluetooth 5.0



Enjoy a stable connection up to 450 feet away from your grill or oven.

## 5. OPERATING INSTRUCTIONS

### 5.1 Monitoring Temperatures

Once paired, the main unit's display will show the current temperatures from both probes. The app will also display these temperatures in real-time. You can easily check the temperature without needing to constantly pull out your phone.



# EASIER TO USE

## Monitor separate meats or the grill temp



Monitor two separate meats or the grill temperature simultaneously.

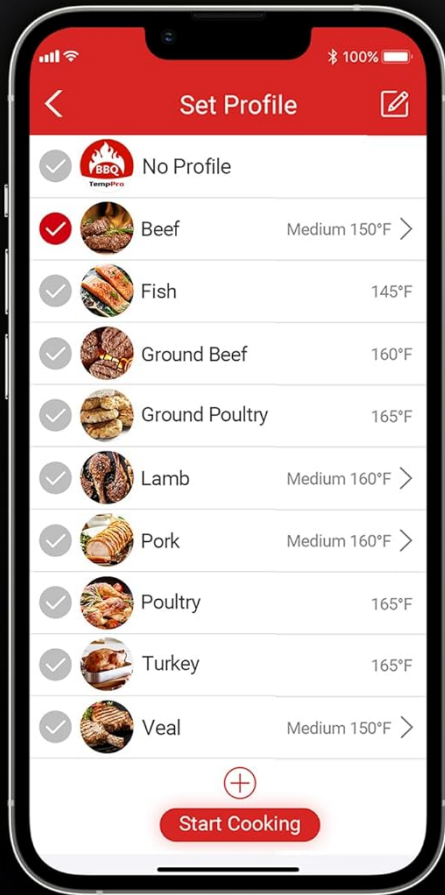
### 5.2 Setting Target Temperatures & Presets

The ThermoPro app allows you to set custom target temperatures or select from a variety of USDA-recommended presets for different types of meat (e.g., poultry, beef, pork). This feature ensures your food is cooked to the desired doneness.

# MORE CONFIDENT IN COOKING

## USDA presets for different food

**EASY SETTING**



**GET WHAT YOU WANT!**



Utilize USDA presets for various food types to ensure perfect doneness.

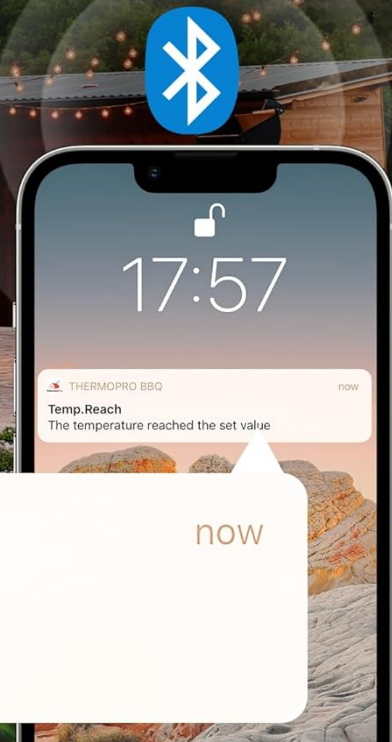
### 5.3 Alarms and Notifications

The app will provide an alarm and vibration notification when your food reaches the set target temperature. This allows you to step away from the grill or oven and be alerted when your meal is ready, preventing overcooking.



# EASIER TO MONITOR

## Get pre-alarms when reaches target temps



THERMOPRO BBQ

now

**Temp.Reach**

The temperature reached the set value

Receive pre-alarms and notifications directly on your phone when target temperatures are reached.

## 6. MAINTENANCE

### 6.1 Cleaning

Wipe the main unit clean with a damp cloth. Do not immerse the main unit in water. The probes can be cleaned with soap and water, but ensure the probe connectors are kept dry.

### 6.2 Storage

Store the thermometer and probes in a dry place when not in use. Avoid extreme temperatures or direct sunlight.

## 7. TROUBLESHOOTING

### 7.1 Connection Issues

If the Bluetooth connection is lost or unstable:

- Ensure the main unit and your smartphone are within the 450ft Bluetooth range.

- Check if the batteries in the main unit are low and replace them if necessary.
- Restart the ThermoPro app and try re-pairing the device.
- Ensure Bluetooth is enabled on your smartphone.

7.2 Inaccurate Readings

If you suspect inaccurate temperature readings:

- Ensure the probes are fully inserted into the meat and the main unit.
- Verify that the probes are not touching bone or gristle, which can affect readings.
- Test the probes in boiling water (212°F / 100°C) or ice water (32°F / 0°C) to check their calibration.

8. SPECIFICATIONS

Feature	Specification
Model Name	TP904
Temperature Range	14°F to 572°F (-10°C to 300°C)
Accuracy	+/-1.8°F (+/-1°C)
Probe Heat Resistance	Up to 716°F (380°C)
Connectivity Technology	Bluetooth 5.0
Wireless Range	Up to 450 ft (137 m)
Number of Probes	2
Power Source	2 x AAA Batteries (included)
Display Type	Digital
Waterproof Rating	IPX4 (Main Unit)
Product Care	Wipe Clean

9. WARRANTY AND SUPPORT

ThermoPro provides a warranty for its products. For detailed warranty information, product registration, or technical support, please visit the official ThermoPro website or contact their customer service. Keep your purchase receipt for warranty claims.



[pdf] User Manual Decleration of Conformity

ThermoPro EN TP904 20230516 1 Temperature Range 14°F to 572°F 10°C 300°C 11 hours ago —

Your Bluetooth Cooking Thermometer is ready for use! Any questions or need more help with setup please feel free contact us 8 Declaration of TP904 Manual srsltid AfmBOoofEhWx kcWPf XFyBBuZmqdDdl5Vjd6U5YivR1gGe absbPhso buythermopro 2024 12 |||

...

lang: score:16 filesize: 16.24 M page\_count: 2 document date: 2023-11-07

