

manuals.plus /

- › [aigo](#) /
- › [aigo Smart Watch UM98 User Manual](#)

aigo UM98

aigo Smart Watch UM98 User Manual

Model: UM98 | Brand: aigo

INTRODUCTION

Welcome to the aigo Smart Watch UM98 user manual. This guide provides essential information for setting up, operating, and maintaining your new smartwatch.



Figure 1: aigo Smart Watch UM98

WHAT'S IN THE BOX

Ensure all items are present before proceeding with setup:

- aigo Smart Watch UM98
- Magnetic Charging Cable
- Faux Leather Strap

- Sports Band

SETUP

1. Charging the Smart Watch

Before first use, fully charge your aigo UM98.

1. Connect the magnetic charging cable to the charging points on the back of the watch.
2. Plug the USB end of the cable into a standard USB power adapter (not included) or a computer's USB port.
3. The watch display will indicate charging status. A full charge typically takes approximately 2 hours.

Charge by Magnet



270mAH Battery
7 days of use



IP68
Waterproof



Figure 2: Magnetic Charging

2. App Installation and Pairing

To unlock the full functionality of your aigo UM98, download and install the companion application on your smartphone.

1. Scan the QR code in the watch's manual or on the watch screen (if available) to download the "Wearfit Pro" app, or search for "Wearfit Pro" in your smartphone's app store (iOS 11.0+ or Android 5.0+ required).
2. Open the "Wearfit Pro" app and follow the on-screen instructions to create an account or log in.
3. Enable Bluetooth on your smartphone.

4. In the app, navigate to the device pairing section and search for your aigo UM98.
5. Select your watch from the list of available devices to initiate pairing. Confirm the pairing request on both your watch and smartphone.

Your browser does not support the video tag.

Video 1: Overview of aigo Smart Watch features, including connectivity and various watch faces. This video demonstrates the watch's display, call functions, and health monitoring capabilities.

OPERATING INSTRUCTIONS

Basic Navigation

- **Touchscreen:** Swipe left, right, up, or down to navigate through menus and features. Tap to select.
- **Side Buttons:** Use the physical buttons on the side for power on/off, returning to the home screen, or accessing specific functions as configured.

Making and Receiving Calls

The aigo UM98 allows you to make and receive calls directly from your wrist when connected to your smartphone via Bluetooth.

- To make a call: Access the dialer or contacts list on the watch.
- To receive a call: An incoming call notification will appear on the watch; tap to answer or decline.

STAY CONNECTED




-  make a phone call
-  take a phone call
-  refuse a phone call



Figure 3: Stay Connected Features

Health Monitoring

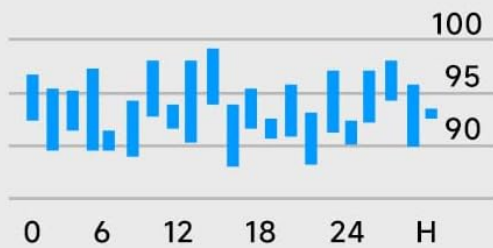
The watch provides comprehensive health tracking features.

- **Heart Rate Monitor:** Continuously tracks your heart rate throughout the day.
- **Blood Oxygen (SpO2):** Measures your blood oxygen saturation levels.
- **Sleep Monitoring:** Records your sleep patterns, including light and deep sleep stages.

- **Stress Monitoring:** Provides insights into your stress levels.

Real-time Health Monitoring

Blood Oxygen



Heart Rate

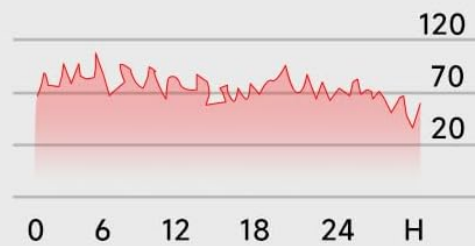


Figure 4: Real-time Health Monitoring




Figure 5: Sleep Mode Tracking

Fitness Tracking and Sports Modes

The watch supports multiple sports modes to track your workouts accurately.

- Access the sports mode menu to select from various activities like running, walking, cycling, etc.
- The watch will record data such as steps, distance, calories burned, and active minutes.



Figure 6: Sporting Moments Tracking

Intelligent Voice Assistant (IVA)

Activate your smartphone's voice assistant directly from the watch with a simple long press. This feature allows for hands-free control and information retrieval.

Intelligent Voice Assistant (IVA)



Figure 7: Intelligent Voice Assistant

Customizable Watch Faces

Personalize your watch with a variety of watch face options available through the "Wearfit Pro" app. You can also switch between the included faux leather and sports bands to match your style.

MAINTENANCE

- **Cleaning:** Wipe the watch and bands regularly with a soft, dry cloth. For stubborn dirt, use a slightly damp cloth and mild soap, then dry thoroughly.
- **Water Resistance:** The aigo UM98 has an IP68 waterproof rating, meaning it is resistant to dust and can withstand immersion in water up to 1.5 meters for up to 30 minutes. It is suitable for daily use and light water activities but not recommended for diving or high-pressure water activities.
- **Avoid Chemicals:** Do not use harsh chemicals, cleaning solvents, or strong detergents to clean the watch, as they may damage the finish or internal components.
- **Temperature:** Avoid exposing the watch to extreme temperatures (hot or cold) or sudden temperature changes.

TROUBLESHOOTING

Problem	Possible Solution
Watch does not turn on.	Ensure the watch is fully charged. Connect to the magnetic charger and wait a few minutes before attempting to power on.
Cannot pair with smartphone.	<ul style="list-style-type: none">◦ Ensure Bluetooth is enabled on your smartphone.◦ Make sure the watch is within range of your smartphone.◦ Restart both the watch and the smartphone.◦ Check if the "Wearfit Pro" app is updated to the latest version.◦ Forget the device in your phone's Bluetooth settings and try pairing again.
Inaccurate health data.	<ul style="list-style-type: none">◦ Ensure the watch is worn snugly on your wrist, not too tight or too loose.◦ Clean the sensors on the back of the watch.◦ Avoid excessive movement during measurements.
Short battery life.	<ul style="list-style-type: none">◦ Reduce screen brightness.◦ Disable unnecessary notifications.◦ Limit continuous heart rate monitoring if not needed.◦ Ensure the watch is fully charged each time.

SPECIFICATIONS

Feature	Detail
Model Name	UM98
Screen Size	1.45 Inches
Wireless Communication	Bluetooth
Special Features	Heart Rate Monitor, Fitness Tracking, Calorie Counter, Sleep Monitoring, Stress Monitoring, Blood Oxygen, Voice Assistant
Water Resistance	IP68
Battery Capacity	270mAh (approx. 7 days typical use)
Compatibility	iOS 11.0+ and Android 5.0+

Feature	Detail
Item Weight	7.8 ounces
Dimensions	9.21 x 3.74 x 1.61 inches (Package)

WARRANTY AND SUPPORT

For warranty information and technical support, please refer to the official aigo website or contact their customer service directly. Keep your purchase receipt as proof of purchase.

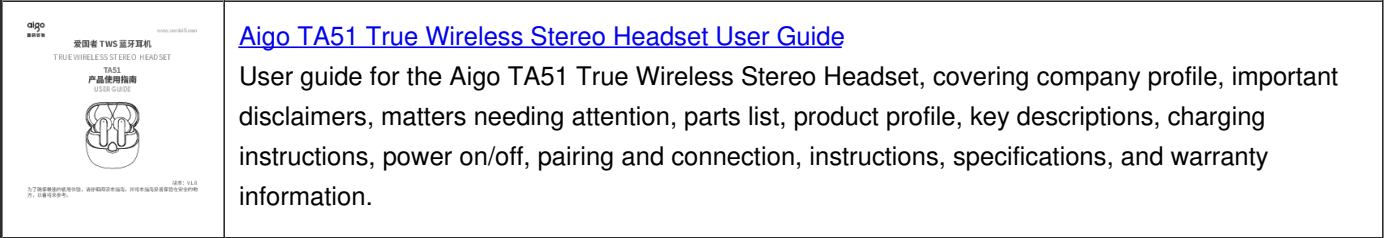
Online Support: Visit the [aigo Store on Amazon](#) for product information and updates.



© 2024 aigo. All rights reserved.

Related Documents - UM98

	Aigo S55 Sport Bluetooth Headset User Manual and Specifications Comprehensive user manual for the Aigo S55 Sport Bluetooth Headset, detailing features, pairing instructions, controls, safety warnings, and FCC compliance information.
	Aigo M301 MP3 Player User Manual User manual for the Aigo M301 MP3 Player, detailing its features, operations, specifications, and troubleshooting. Learn how to play music, read ebooks, use FM radio, and connect via Bluetooth.
	Aigo M33 Wireless Mouse User Manual User manual for the Aigo M33 wireless mouse, detailing features, setup, and technical specifications.
	Aigo T60 True Wireless Stereo Bluetooth Headset User Guide Comprehensive user guide for the Aigo T60 True Wireless Stereo Bluetooth Headset, detailing setup, operation, features, specifications, safety, and warranty information.
	Aigo ICE200 CPU Cooler User Manual Comprehensive user manual for the Aigo ICE200 CPU Cooler, detailing installation, specifications, and compatibility for Intel and AMD processors.



Aigo TA51 True Wireless Stereo Headset User Guide

User guide for the Aigo TA51 True Wireless Stereo Headset, covering company profile, important disclaimers, matters needing attention, parts list, product profile, key descriptions, charging instructions, power on/off, pairing and connection, instructions, specifications, and warranty information.