



Manuals.plus /

- › BTHFST /
- › BTHFST Corner Vanity Desk with Lights and Charging Station User Manual

## BTHFST C-V

# BTHFST Corner Vanity Desk with Lights and Charging Station

Model: C-V

## 1. IMPORTANT SAFETY INFORMATION

---

Always unplug the vanity before assembly, usage, or cleaning. Be cautious of sharp edges and pinch points during assembly and usage. Do not place heavy objects on the vanity to avoid damage or injury. Keep the vanity away from heat sources and moisture to prevent electrical hazards.

## 2. PRODUCT OVERVIEW

---

The BTHFST Corner Vanity Desk is designed to maximize space efficiency while providing comprehensive features for your beauty routine. It includes an integrated LED-lighted mirror, a convenient charging station, and ample storage solutions.



Image: The BTHFST Corner Vanity Desk, showcasing its corner design and integrated features in a bedroom setting.

### 3. SETUP AND ASSEMBLY

This vanity desk requires assembly. Please ensure all parts are present before beginning. It is recommended to assemble the unit in the desired location due to its size and corner-specific design. Follow the detailed instructions provided in the separate assembly guide for step-by-step installation.

**Key Assembly Considerations:**

- Identify all components and hardware.
- Ensure the vanity is placed in a corner for optimal stability and space utilization.
- Connect the power cord to a suitable wall outlet after full assembly.

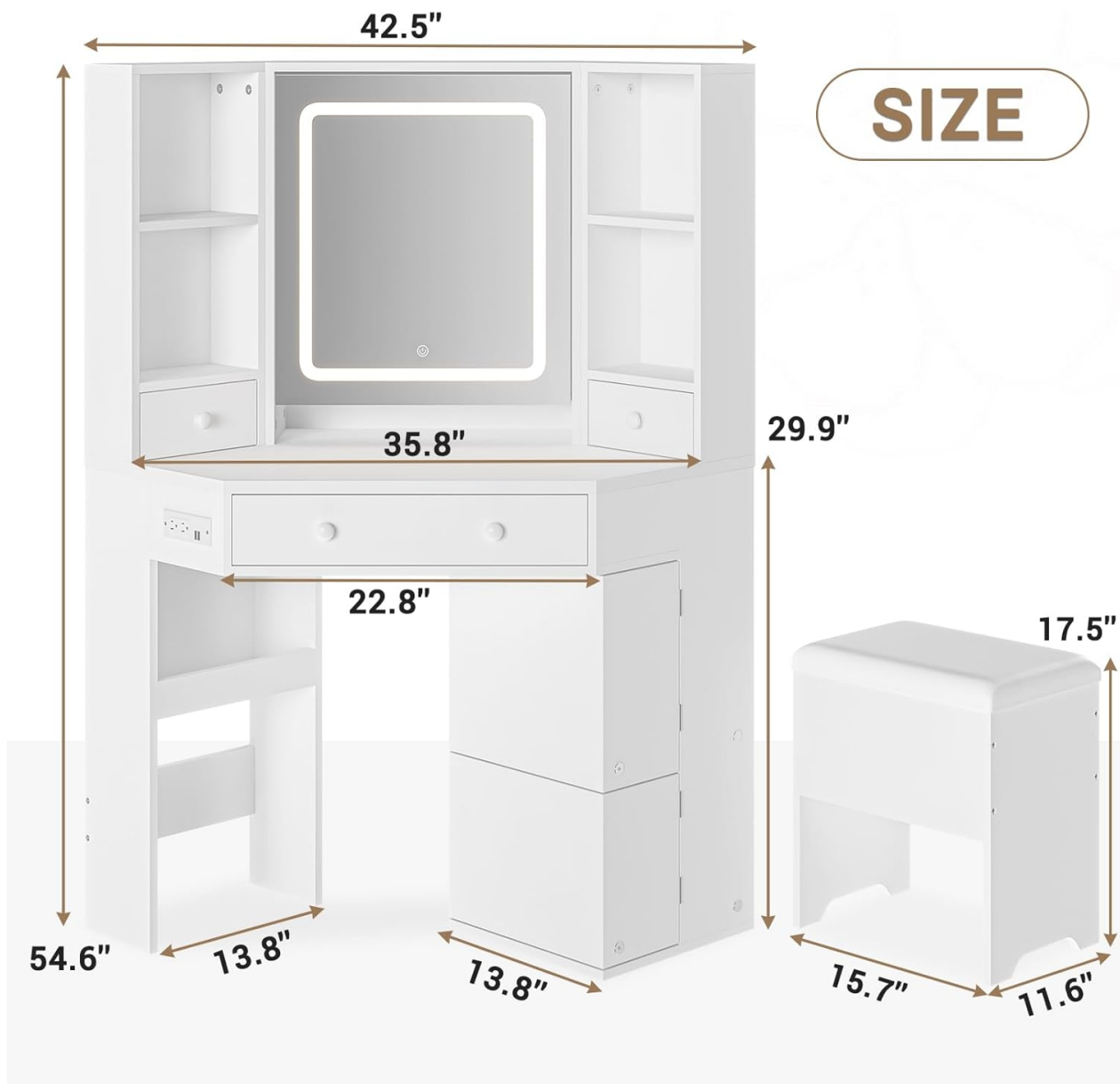



Image: Detailed dimensions of the vanity desk and accompanying stool, crucial for planning placement and assembly.

## 4. OPERATING INSTRUCTIONS

### 4.1 LED Lighted Mirror

The mirror features a built-in LED light strip with a touch screen switch for easy control.

- **Power On/Off:** Touch the power icon on the mirror to turn the lights on or off.
- **Change Light Color:** Briefly touch the power icon to cycle through three light colors: cool white, warm white, and warm yellow.
- **Adjust Brightness:** Press and hold the power icon to adjust the brightness level for the selected light color. Release when the desired brightness is achieved.



Cold White

Warm White

Warm Yellow

## 3 Lighting Effects & Adjustable Brightness

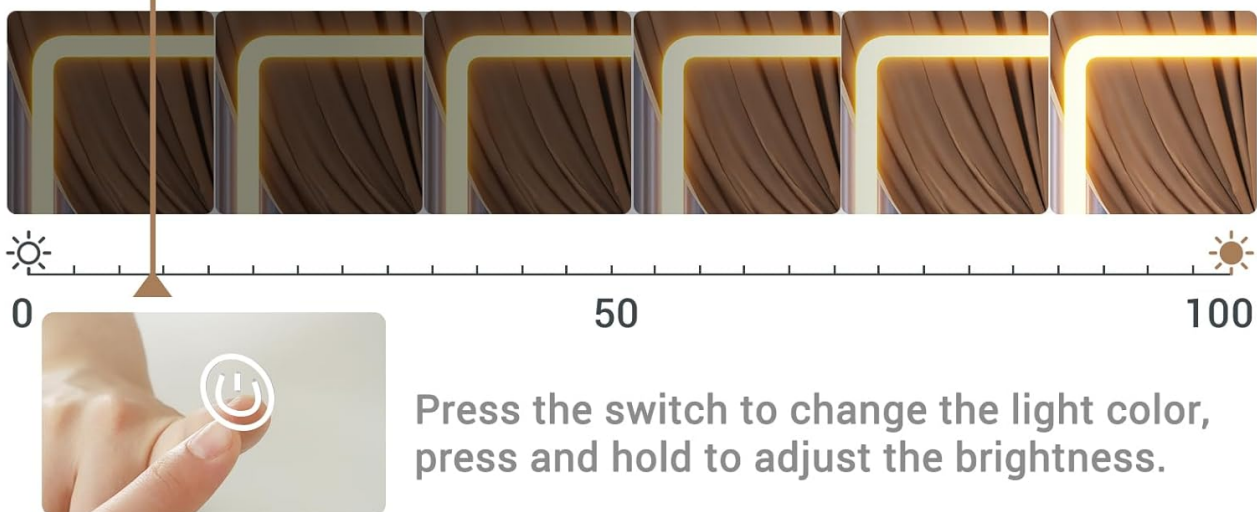


Image: Demonstrates the three adjustable light colors (cold white, warm white, warm yellow) and the touch control for brightness.

### 4.2 Built-in Charging Station

The vanity desk is equipped with a charging station for your electronic devices.

- **USB Ports:** Two 5V/2.1A USB ports are available for charging mobile phones, tablets, and other USB-powered devices.
- **AC Outlets:** Two 125V/12A standard AC outlets are provided for connecting hair dryers, beauty instruments, or other small appliances.
- Ensure the vanity's main power cord is securely plugged into a wall outlet for the charging station to function.



Image: A detailed view of the integrated charging station, highlighting the two USB ports and two standard AC outlets.

### 4.3 Storage Features

The vanity offers various storage options to keep your items organized.

- **Drawers:** Utilize the two small drawers and one large drawer for cosmetics, accessories, and other essentials.
- **Hidden Shelves:** Two hidden shelves behind the mirror provide discreet storage and are adjustable to 3 different heights.
- **Rotating Cabinet:** The bottom right features a rotating cabinet with 6 shelves for easy access to frequently used items.
- **Upholstered Storage Stool:** The included stool has a lift-up seat revealing additional storage space for larger items.

## Adjustable 3 Heights



Image: Illustrates the adjustable shelves located behind the vanity mirror, showing three possible height settings.

# Upholstered Storage Stool



Image: Shows the upholstered stool with its top lifted to reveal the internal storage compartment, ideal for keeping items out of sight.

Your browser does not support the video tag.

Video: A comprehensive overview of the Corner Vanity Desk, demonstrating the lighted mirror, various storage compartments, charging station, and the storage stool.

## 5. MAINTENANCE

To ensure the longevity and appearance of your BTHFST Corner Vanity Desk, follow these maintenance guidelines:

- **Cleaning:** Wipe the surfaces with a dry, soft cloth. Avoid abrasive cleaners or harsh chemicals that may damage the finish.
- **Spills:** Immediately wipe up any spills to prevent staining or damage to the engineered wood.
- **Mirror Care:** Use a glass cleaner specifically designed for mirrors to clean the LED mirror surface. Do not spray cleaner directly onto the mirror; apply it to a cloth first.
- **Electrical Components:** Ensure the charging station and LED mirror components remain dry. Do not immerse in water or expose to excessive moisture.

## 6. TROUBLESHOOTING

---

If you encounter any issues with your vanity desk, please refer to the following common solutions:

- **LED Lights Not Working:**

- Check if the vanity's main power cord is securely plugged into a working electrical outlet.
- Ensure the touch switch on the mirror is clean and free from obstructions.
- If the issue persists, unplug the vanity for 5 minutes and then plug it back in to reset.

- **Charging Station Not Functioning:**

- Verify the vanity's main power cord is properly connected.
- Test the outlets with another device to confirm they are receiving power.
- Ensure the device you are trying to charge is compatible with the USB ports/AC outlets.

- **Vanity Feels Unstable:**

- Confirm all assembly hardware (screws, bolts) are tightened securely.
- Ensure the vanity is placed firmly in a corner, utilizing both wall supports.
- Check that the floor surface is level.

For issues not covered here, please contact BTHFST customer support.

## 7. SPECIFICATIONS

---

Feature	Detail
Brand	BTHFST
Model Number	C-V
Product Dimensions	21.5"D x 42.5"W x 54.6"H
Color	White
Frame Material	Engineered Wood
Seat Material Type	Faux Leather
Seat Height	17.5 Inches
LED Light Colors	Cool White, Warm White, Warm Yellow (Adjustable Brightness)
Charging Station	2 USB Ports (5V/2.1A), 2 AC Outlets (125V/12A)
Storage	5 open shelves, 4 drawers, 2 hidden adjustable shelves, rotating shelves, storage stool

## 8. WARRANTY AND SUPPORT

---

BTHFST products are designed for quality and durability. For specific warranty details regarding your Corner Vanity Desk, please refer to the warranty card included with your purchase or visit the official BTHFST

website. For any questions, technical assistance, or to report missing/damaged parts, please contact BTHFST customer support through the contact information provided on the product packaging or the brand's official channels.

**Online Support:** You can often find additional support and FAQs by visiting the BTHFST Store on Amazon.