

DLYFULL M4S

Dlyfull M4S Universal Battery Charger User Manual

Model: M4S

INTRODUCTION

Thank you for choosing the Dlyfull M4S Universal Battery Charger. This manual provides essential information for the safe and efficient operation of your charger. Please read it thoroughly before use and retain it for future reference.



Image: The Dlyfull M4S 4-bay universal battery charger, shown with its included USB-C charging cable.

PRODUCT FEATURES

- **Wide Compatibility:** Supports a broad range of 3.6V/3.7V Li-ion/IMR/INR/ICR batteries (e.g., 18650, 21700, 26650) and 1.2V Ni-MH/Ni-CD batteries (e.g., AAAA, AAA, AA, C).
- **High-Speed USB-C Charging:** Offers up to 2000mA charging current for a single 3.7V lithium battery (slot 4), 1000mA for two, and 500mA for four. Ni-MH/Ni-CD batteries charge at 500mA.
- **Portable Power:** USB-powered design allows charging via PC, adapter, power bank, or car charger.
- **Multiple Protection System:** Includes 0V/low-voltage activation, thermal, overcurrent, overvoltage, short-circuit, and overcharge protection. Detects non-rechargeable and defective batteries.
- **Smart LED Indicators:** Easy-to-read indicators show battery capacity and charging status for each independent slot.
- **Sophisticated Slider Design:** Features thicker, smooth sliders for improved battery insertion and removal.

COMPATIBILITY

The Dlyfull M4S charger is designed for a wide array of rechargeable batteries. Refer to the table below for supported

battery types:

Battery Type	Supported Sizes
3.6V/3.7V Li-ion/IMR/INR/ICR	26650, 26500, 25500, 22650, 22500, 21700, 20700, 18700, 18650, 18500, 18490, 18350, 17670, 17650, 17500, 17350, 16650, 16340 (RCR123), 16500, 14650, 14500, 14430, 14350, 13650, 13500, 13450, 12650, 12500, 12340, 10500, 10440, 10350, 10340
1.2V Ni-MH/Ni-CD	AAAA, AAA, AA, A, C, SC

INDEPENDENT SLOT

FOR MULTIPLE TYPES OF RECHARGEABLE BATTERIES

1.2V Ni-MH/Ni-CD Battery

AAAA/AAA/AA/A/C/SC

3.6V/3.7V Li-ion Battery

18650/21700/16340 (RCR123) /10340/17335/17500/17670/18350/18500/18700/20700/26650

Image: The Dlyfull M4S charger demonstrating its independent slots and compatibility with various battery sizes, including 1.2V Ni-MH/Ni-CD and 3.6V/3.7V Li-ion batteries.

SETUP

- Connect Power:** Connect the provided Type-C cable to the charger's USB-C input port. Plug the other end of the USB cable into a compatible 5V/2A USB power source (e.g., PC USB port, wall adapter, power bank, car charger). The charger's indicators will briefly light up.



Image: A diagram illustrating the various power supply options for the Dlyfull M4S charger, including PC, wall plug, power bank, and car charger.

2. **Insert Batteries:** Carefully insert rechargeable batteries into the charging slots, ensuring correct polarity (+ and -). The charger features sophisticated sliders for smooth insertion. Each slot operates independently.

SOPHISTICATED SLIDER DESIGN

Thicker sliders for improved quality;
Smooth design with no stuttering sensation.



Image: A close-up view of the Dlyfull M4S charger, highlighting the smooth slider design as a hand inserts a battery into one of the charging slots.




OPERATING INSTRUCTIONS

Charging Process:

1. Once a battery is inserted, the corresponding LED indicator will illuminate, showing the current charge level.
2. The charger will automatically detect the battery type and begin charging.
3. Charging current varies based on the number and type of batteries:
 - 3.7V Li-ion: 2000mA (Slot 4 only), 1000mA (for two batteries), 500mA (for four batteries).
 - 1.2V Ni-MH/Ni-CD: 500mA.
4. The LED indicator will show charging progress (25%, 50%, 75%, 100%).
5. When charging is complete, the indicator will show 100% and the charger will automatically stop charging to prevent overcharge.

SMART LED INDICATOR

Easy to Read

Battery Capacity				
				
< 25%	≥ 25%	≥ 50%	≥ 75%	100%

( Battery Malfunction or Damage)



Image: The Diyfull M4S charger with batteries inserted, showing the smart LED indicators that display battery capacity and charging status for each slot.

FAST CHARGING

1.2V Ni-MH/Cd : 500mA*4 $\pm 10\%$

3.6V/3.7V Li-ion : 2000mA*1 $\pm 10\%$ (slot 4 only)

1000mA*2 $\pm 10\%$

500mA*4 $\pm 10\%$



Image: The Dlyfull M4S charger highlighting its USB-C input and fast charging specifications for different battery types and quantities.

0V/Low-Voltage Activation:

The charger can activate 0V/low-voltage batteries. If a battery is deeply discharged, the charger will attempt to reactivate it before commencing the normal charging cycle. Do not discard old batteries without attempting activation.

Activation

Don't rush to throw away the old batteries!



Image: A diagram illustrating the 0V/Low Voltage Activation feature, showing how the charger can revive deeply discharged batteries.

SAFETY PRECAUTIONS

The Dlyfull M4S charger incorporates multiple protection features to ensure safe operation. Please observe the following:

- **Do not charge non-rechargeable batteries.** This can lead to explosion, rupture, or leakage, causing property damage and personal injury.
- Ensure correct battery polarity (+/-) when inserting.
- Do not disassemble or modify the charger.
- Keep the charger away from water, moisture, and high temperatures.
- The charger is equipped with:
 - Reverse Polarity Protection
 - Overcharge Protection
 - Overcurrent Protection
 - Short-circuit Protection
 - Overheating Protection
 - Overvoltage Protection
 - Defective Battery Detection

0V/LOW VOLTAGE ACTIVATION & MULTIPLE PROTECTION



Image: The Dlyfull M4S charger with a visual representation of its comprehensive multiple protection system, including safeguards against reverse polarity, overcharge, overcurrent, short-circuit, overheating, and overvoltage.

No need to worry about overheating



Image: A close-up of the Dlyfull M4S charger's ventilation design, indicating its ability to prevent overheating during operation.

MAINTENANCE

- Clean the charger regularly with a dry, soft cloth. Do not use abrasive cleaners or solvents.
- Store the charger in a cool, dry place when not in use.
- Avoid dropping or subjecting the charger to strong impacts.

TROUBLESHOOTING

Problem	Possible Cause	Solution
Charger not powering on.	No power supply; faulty cable; faulty power adapter.	Check USB cable connection; try a different USB port or power adapter.
Battery not charging.	Incorrect battery type (non-rechargeable); incorrect polarity; defective battery.	Ensure battery is rechargeable and inserted with correct polarity. If the battery is defective, the charger will indicate it.
Slow charging.	Insufficient power input (e.g., low current USB port); too many batteries charging simultaneously.	Use a 5V/2A power adapter. Note that charging current decreases with more batteries inserted.







SPECIFICATIONS

- **Model:** M4S
- **Input Voltage:** 5 Volts
- **Output Voltage:** 4.2 Volts (DC)
- **Product Dimensions:** 4.6"D x 3.7"W x 1.25"H (11.68 cm D x 9.4 cm W x 3.18 cm H)
- **Item Weight:** 5.6 ounces (158.76 grams)
- **Color:** Black
- **Manufacturer:** Dlyfull
- **Country of Origin:** China

WARRANTY AND SUPPORT

The Dlyfull M4S Universal Battery Charger comes with a **1-year warranty** from the date of purchase. For any questions, concerns, or technical support, please contact Dlyfull customer service. We offer **24-hour customer service** to assist you. Please refer to your purchase documentation for specific contact details or visit the official Dlyfull website.


Related Documents - M4S

	<p>Dlyfull M4S Battery Charger User Manual</p> <p>User manual for the Dlyfull M4S battery charger, detailing its features, specifications, operating instructions, and protection functions for various rechargeable battery types.</p>
	<p>LiitoKala Lii-M4S Smart Touch Battery Charger User Manual</p> <p>User manual for the LiitoKala Lii-M4S Smart Touch Battery Charger, detailing its functions, operating modes (charging, discharging, capacity testing, storage), specifications, and safety precautions. Supports various battery types including Li-ion and Ni-MH.</p>
	<p>Luoran MP3 Player M4S User Manual and Specifications</p> <p>Comprehensive guide for the Luoran MP3 Player M4S, covering key diagrams, button descriptions, file transfer methods, parental controls, troubleshooting, specifications, and warranty information.</p>
	<p>Luoran MP3 Player M4S User Manual</p> <p>User manual for the Luoran MP3 Player M4S (Updated), covering key diagrams, button descriptions, port functions, file transfer methods, parental controls, troubleshooting, specifications, and warranty information.</p>
	<p>Vapour M4S Hybrid Floor Steamer Instruction Manual</p> <p>Comprehensive instruction manual for the Vapour M4S Hybrid Floor Steamer, detailing setup, operation, maintenance, and safety guidelines for effective steam cleaning.</p>
	<p>Recuperación de Almacén de Datos VMware tras Actualización de Firmware en Controladores RAID Cisco</p> <p>Guía para recuperar almacenes de datos de VMware perdidos después de degradar o actualizar el firmware en controladores RAID de Cisco, incluyendo pasos detallados y soluciones alternativas.</p>



[\[pdf\]](#) Catalog

2 11 hours ago — 3 5V 1A input DC 4 20V 1A*1 0 5A*2 25A*3 25A*4 Comply with 6V Output USB output slot power bank function Input D9406220395436 s globalsources IMAGES SPL 436 ||| SHENZHEN POWER ADANCE LIMITED Office Address: Rm506, Wanhui Building, No. 4001 Longgang District, Shenzhen, China 518116 Factory Address: Yangna Village,Danshui Town, Huizhou City, China 516211 Tel: 86 755 8961 8896 Fax: 86 755 8961 8895 E-mail: sales dlyfull.com : 506 : : :13662649961 : sa... lang:en **score:13** filesize: 3.84 M page_count: 18 document date: 2021-01-08



[Dlyfull M4S Battery Charger User Manual](#)

User manual for the Dlyfull M4S battery charger, detailing its features, specifications, operating instructions, and protection functions for various rechargeable battery types. lang:en **score:13** filesize: 1.12 M page_count: 1 document date: 2023-07-10