

[Manuals.plus](#) /

› [VOOPEAK](#) /

› VOOPEAK 4K 40MP Trail Camera User Manual

## VOOPEAK TC24 trail camera

# VOOPEAK 4K 40MP Trail Camera User Manual

Model: TC24 Trail Camera

## 1. INTRODUCTION

The VOOPEAK TC24 Trail Camera is a high-performance device designed for wildlife observation, hunting, home security, and property surveillance. It features advanced capabilities such as 4K video recording, 40MP still image capture, and a rapid 0.1-second trigger speed to ensure you capture every moment.



*Image: The VOOPEAK TC24 Trail Camera, featuring a camouflage design and a 4K Ultra HD logo.*

## 2. WHAT'S IN THE BOX

Please ensure all the following components are included in your package:

- 1x Trail Camera
- 1x USB Type-C Cable
- 1x Threaded Tripod
- 1x Fixing Strap
- 3 x Screws

# 120° Wide Angle Field of View



## PIR Maximum Sensing Distance 66FT

*Image: All components included in the VOOPEAK TC24 Trail Camera package, including the camera, USB cable, wall mount, screws, and mounting belt.*

*Video: An unboxing video demonstrating the contents of the VOOPEAK TC24 Trail Camera package.*

### 3. SETUP

#### 3.1 Battery Installation

The VOOPEAK TC24 Trail Camera requires 4 or 8 AA 1.5V batteries for operation. For optimal performance and extended standby time, it is recommended to use high-quality rechargeable AA batteries.

# 4K 40MP Ultra HD Image and Videos




Image: The open battery compartment of the VOOPEAK TC24 Trail Camera, showing slots for eight AA batteries.

## 3.2 SD Card Installation and Formatting


Insert an SD card (maximum 32GB supported) into the designated slot. It is highly recommended to use an SD/SDHC U3 card for reliable performance. Before first use, format the memory card through the camera's menu to ensure compatibility and optimal storage.

## 3.3 Mounting the Camera

The camera offers versatile mounting options. Use the included fixing strap to attach it to trees or poles. Alternatively, utilize the threaded tripod mount for wall installation or placement on a standard tripod.

# IP66 Waterproof

Ensures that your hunting camera is protected from rain and dust



*Image: The VOOPEAK TC24 Trail Camera securely mounted to a tree using the provided strap, demonstrating its outdoor readiness.*

*Video: A quick start guide for the TC24 Hunting Trail Camera, demonstrating battery and SD card installation, and basic setup.*

## 4. OPERATING THE CAMERA

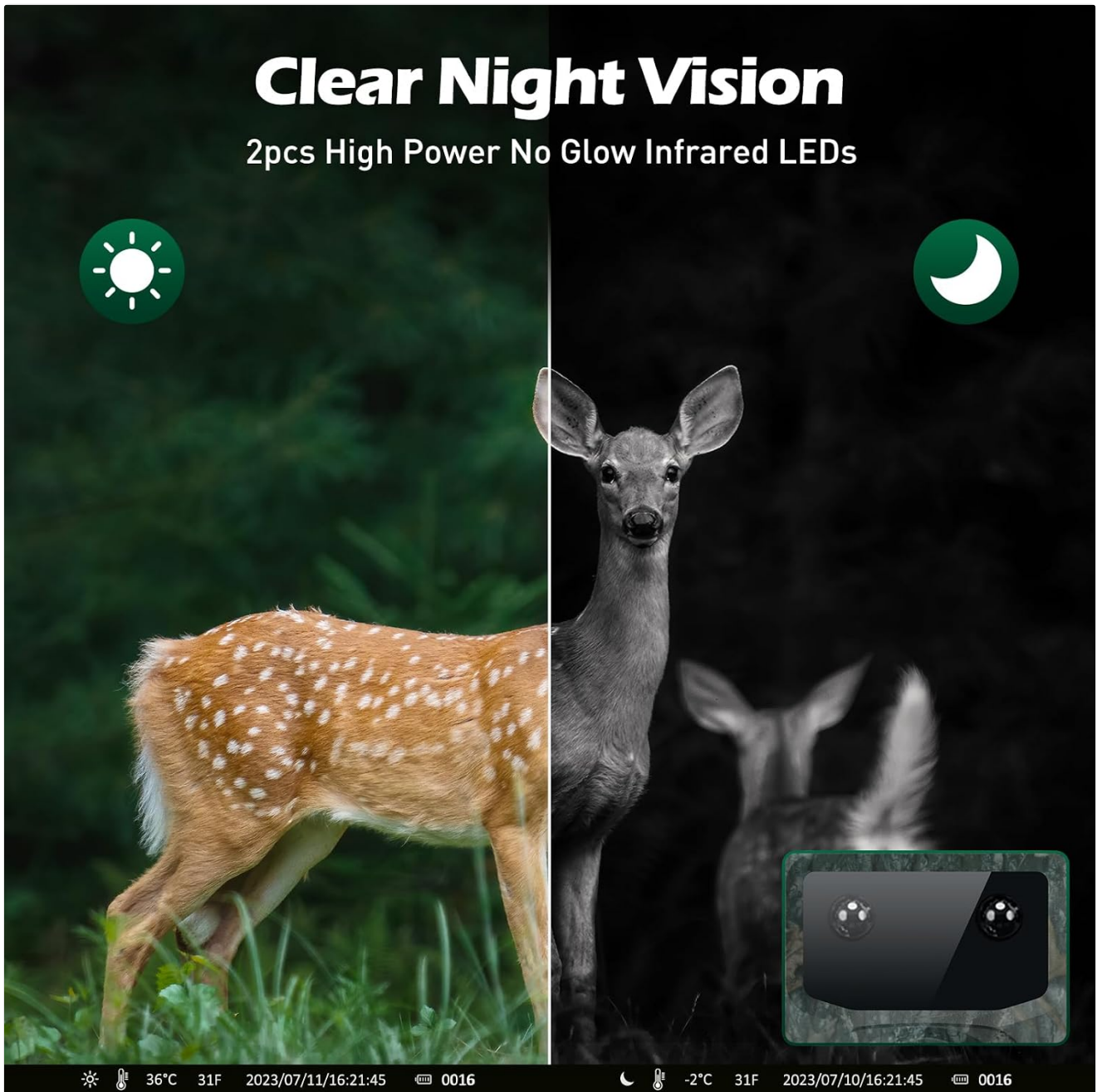
### 4.1 Basic Operation

To operate the camera, switch the mode selector from 'OFF' to 'TEST' to access the menu and settings. Once settings are configured, switch to 'ON' to activate the camera for automatic recording based on motion detection.

### 4.2 Image and Video Resolution Settings

The camera supports high-resolution capture. For still images, select up to 40MP. For video recording, choose

resolutions up to 4K (3840x2160).




*Image: A comparison showing the clarity of 4K/40MP images and videos captured by the camera, featuring two ferrets.*

*Video: A short clip highlighting the 4K video and 40MP image capabilities of the trail camera.*

### 4.3 PIR Sensor & Trigger Speed

Equipped with passive infrared (PIR) sensors, the camera boasts a lightning-fast 0.1-second trigger speed, capturing motion up to 25m (80ft) during the day and 20m (65ft) at night. The 120° wide-angle lens provides an expansive field of view.

# 0.1S Fast Trigger Time



Quickly capture the wonderful moment

*Image: An illustration emphasizing the 0.1-second fast trigger time, showing a camera quickly capturing a running impala and cheetah.*



*Image: A visual representation of the 120-degree wide-angle field of view, showing a herd of deer by a body of water.*

*Video: A short demonstration of the 4K 40MP Trail Camera's features, including its trigger speed and image quality.*

#### 4.4 Night Vision

The camera is equipped with infrared LEDs, enabling clear black-and-white photos and videos at night. This feature is crucial for monitoring nocturnal wildlife without disturbing them.



*Image: A split image demonstrating the camera's clear night vision capabilities, showing a deer in daylight and the same deer in black and white at night.*

## **5. MAINTENANCE**

### **5.1 IP66 Waterproof Rating**

Constructed with high-grade IP66 materials, the camera is designed to withstand demanding environmental conditions, ensuring durability and effective operation in rain, dust, and extreme temperatures.

# IP66 Waterproof

Ensures that your hunting camera is protected from rain and dust




Image: The VOOPEAK TC24 Trail Camera mounted on a tree during rainfall, illustrating its IP66 waterproof rating.

## 5.2 Cleaning and Storage

Regularly clean the lens and sensors with a soft, dry cloth to ensure clear image quality. When not in use for extended periods, remove batteries and store the camera in a cool, dry place away from direct sunlight.

## 6. TROUBLESHOOTING

If you encounter issues with your VOOPEAK TC24 Trail Camera, please refer to the following common problems and solutions:

- **Camera not turning on:** Ensure batteries are correctly inserted and fully charged. Check the power switch is in the 'TEST' or 'ON' position.
- **No images/videos recorded:** Verify the SD card is properly inserted and formatted. Check the camera's mode setting (Photo, Video, or Photo+Video) and PIR sensitivity. Ensure there is sufficient space on the SD

card.

- **Poor image/video quality:** Clean the camera lens. Adjust resolution settings to a higher quality (e.g., 40MP for photos, 4K for videos). Ensure the camera is stable and not subject to excessive movement.
- **Short battery life:** Reduce video recording length or decrease PIR sensitivity. Consider using higher capacity rechargeable batteries or an external power source.

## 7. SPECIFICATIONS

Feature	Specification
Indoor/Outdoor Usage	Outdoor
Power Source	Battery Powered
Controller Type	Manual Operation
Mounting Type	Wall Mount / Strap
Video Capture Resolution	4K
Effective Still Resolution	40 MP
Viewing Angle	120 Degrees
Night Vision Range	65 Feet
Frame Rate	30 frames_per_second
Material	Plastic
Water Resistance Level	Waterproof (IP66)
Item Dimensions L x W x H	6.5 x 4 x 3 inches
Item Weight	1.19 pounds
Model Name	TC24 trail camera

## 8. WARRANTY AND SUPPORT

VOOPEAK is committed to providing excellent customer service and product support. Your TC24 Trail Camera comes with:

- **24-Hour Response:** Quick responses to inquiries within 24 hours.
- **30-Day Returns:** Hassle-free returns and exchanges within 30 days of purchase.
- **Lifetime Support:** Continuous support for your trail camera throughout its lifespan.

For technical assistance or warranty claims, please refer to the contact information provided in your product

packaging or visit the official VOOPEAK website.