

Manuals+

[Q & A](#) | [Deep Search](#) | [Upload](#)

manuals.plus /

- › [GMB GAMING](#) /
- › [GMB GAMING USB Gaming Mouse with RGB Backlight, 6 Buttons User Manual](#)

GMB GAMING PRO0458815

GMB GAMING USB Gaming Mouse User Manual

Model: PRO0458815

INTRODUCTION

This manual provides comprehensive instructions for the setup, operation, maintenance, and troubleshooting of your GMB GAMING USB Gaming Mouse with RGB Backlight and 6 Buttons. Please read this manual carefully before using the product to ensure optimal performance and longevity.

PRODUCT OVERVIEW





Figure 1: GMB GAMING USB Gaming Mouse. This image displays the top view of the black gaming mouse, featuring a braided USB cable, a scroll wheel, a DPI button, and a honeycomb pattern on the palm rest and sides that illuminates with RGB backlighting in various colors like blue, purple, and green. Two side buttons are visible on the left.

The GMB GAMING USB Gaming Mouse is designed for PC and laptop users, offering a responsive and customizable gaming experience. It features a wired USB connection, 6 programmable buttons, and dynamic RGB backlighting.

SETUP

System Requirements

- Operating System: Windows 7, Windows XP, Linux
- Available USB Port

Installation Steps

1. Unpack the GMB GAMING USB Gaming Mouse from its packaging.
2. Locate an available USB port on your PC or laptop.
3. Insert the USB connector of the mouse into the USB port.
4. The operating system will automatically detect and install the necessary drivers. This process may take a few moments.
5. Once the installation is complete, the mouse will be ready for use, and the RGB backlighting will illuminate.

OPERATING INSTRUCTIONS

Button Functions

Button	Function
Left Click	Primary action button.
Right Click	Secondary action button, typically opens context menus.
Scroll Wheel	Scrolls content up or down. Can also be pressed for middle-click functionality.
DPI Button	Adjusts the mouse's sensitivity (Dots Per Inch). Press to cycle through available DPI settings.
Side Button 1 (Forward)	Default function is 'Forward' in web browsers or file explorers.
Side Button 2 (Back)	Default function is 'Back' in web browsers or file explorers.

RGB Backlight Control

The mouse features dynamic RGB backlighting. The lighting effects are pre-programmed and will cycle automatically. There is no dedicated button for changing lighting modes on the mouse itself. For advanced customization, if available, please refer to any accompanying software (not included with standard plug-and-play operation).

MAINTENANCE

Cleaning

- Disconnect the mouse from your computer before cleaning.
- Use a soft, dry, lint-free cloth to wipe the surface of the mouse.
- For stubborn dirt, slightly dampen the cloth with water or a mild, non-abrasive cleaner. Avoid excessive moisture.
- Do not use harsh chemicals, abrasive cleaners, or solvents as they may damage the mouse's finish.
- Use a can of compressed air to clear dust and debris from around the scroll wheel and button crevices.

Storage

Store the mouse in a cool, dry place away from direct sunlight and extreme temperatures. Avoid placing heavy objects on the mouse or its cable.

TROUBLESHOOTING

Problem	Possible Cause	Solution
---------	----------------	----------

Problem	Possible Cause	Solution
Mouse not responding	Loose USB connection; Driver issue; Faulty USB port.	Ensure USB cable is securely plugged in. Try a different USB port. Restart your computer. Check Device Manager for driver issues.
RGB backlight not working	Power issue; Software conflict (unlikely for plug-and-play).	Ensure the mouse is properly connected and receiving power. Try connecting to a different USB port or computer.
Cursor movement is erratic or jumpy	Dirty sensor; Uneven surface; Software interference.	Clean the optical sensor on the bottom of the mouse. Use the mouse on a clean, flat, opaque surface or a mouse pad. Close unnecessary background applications.
Buttons not responding	Software issue; Physical damage.	Restart your computer. Test the mouse on another computer to rule out software issues. If the problem persists, the button may be physically damaged.

SPECIFICATIONS







- Brand:** GMB GAMING
- Model Number:** PRO0458815
- Connectivity Technology:** USB (Wired)
- Number of Buttons:** 6
- Special Feature:** RGB LED Lights
- Color:** Multicoloured (RGB Backlight)
- Hardware Platform:** PC
- Operating System Compatibility:** Linux, Windows 7, Windows XP
- Item Weight:** 1.98 pounds (approximately 0.9 kg)
- Package Dimensions:** 13.78 x 9.84 x 7.87 inches (approximately 35 x 25 x 20 cm)
- Power Source:** Corded Electric (USB powered)

WARRANTY AND SUPPORT

- For warranty information and technical support, please refer to the retailer or the official GMB GAMING website. Keep your purchase receipt as proof of purchase for any warranty claims.
- Return Policy:** The product may be eligible for return or replacement within 30 days of purchase, subject to the retailer's return policy.
- Manufacturer:** GMB GAMING



Related Documents - PRO0458815

	<p>GMB GAMING MUSG-RAGNAR-WRX500 Wireless Gaming Mouse User Manual</p> <p>Official user manual for the GMB GAMING MUSG-RAGNAR-WRX500 wireless RGB gaming mouse. Provides features, specifications, setup instructions, safety guidelines, and declaration of conformity.</p>
	<p>GMB Gaming MUSG-RAGNAR-RX400 RGB Gaming Mouse User Manual</p> <p>Comprehensive user manual for the GMB Gaming MUSG-RAGNAR-RX400 RGB Gaming Mouse. Includes features, detailed specifications, safety guidelines, declaration of conformity, and waste disposal instructions.</p>
	<p>GMB Gaming MUSGW-6BL-01 Firebolt Wireless RGB Gaming Mouse User Manual</p> <p>User manual for the GMB Gaming MUSGW-6BL-01 Firebolt, a 6-button rechargeable wireless RGB gaming mouse. This document provides features, specifications, setup instructions, safety information, and warranty details.</p>
	<p>Marvo M399 Gaming Mouse Quick Installation Guide</p> <p>A quick installation guide for the Marvo M399 gaming mouse, detailing features, technical specifications, system requirements, safety notes, usage instructions, troubleshooting, and general information.</p>
	<p>REDRAGON PREDATOR PRO M612 Gaming Mouse User Manual - Wired, 2.4G, Bluetooth</p> <p>Comprehensive user manual for the REDRAGON PREDATOR PRO M612 gaming mouse, covering installation, features, DPI adjustment, backlight control, software, FAQ, and safety guidelines for wired, 2.4GHz, and Bluetooth modes.</p>
	<p>AJAZZ AJ179 V2 TITAN Wireless Gaming Mouse - User Manual and Specifications</p> <p>Comprehensive guide to the AJAZZ AJ179 V2 TITAN wireless gaming mouse, covering features, specifications, installation, and troubleshooting. Learn about its ergonomic design, adjustable DPI, RGB lighting, and programmable buttons.</p>