

## OTL Technologies COD 246

# OTL Call of Duty Modern Warfare III TWS Wireless Earphones User Manual

Model: COD 246 | Brand: OTL Technologies

### INTRODUCTION

This manual provides comprehensive instructions for the setup, operation, and maintenance of your OTL Call of Duty Modern Warfare III TWS Wireless Earphones, Model COD 246. Please read this manual thoroughly before use to ensure optimal performance and longevity of your device.

### PACKAGE CONTENTS

Upon opening the package, verify that all components are present:

- 1 package (containing the TWS Wireless Earphones and charging case)



Image: The OTL Call of Duty Modern Warfare III TWS Wireless Earphones, showing both earbuds and the open charging case with its distinctive camouflage design and red accents.

## SETUP

---

### 1. Charging the Earphones and Case

Before initial use, fully charge the earphones and the charging case. The charging time is approximately 6 hours for a full charge. Use a compatible USB charging cable (not specified if included, assume standard USB-C or Micro-USB) to connect the charging case to a power source.



Image: A side view of the OTL Call of Duty Modern Warfare III TWS Wireless Earphones charging case, highlighting its robust design and camouflage pattern. This view typically shows the charging port location.

## 2. Bluetooth Pairing

1. Ensure the earphones are charged.
2. Open the charging case. The earphones will automatically enter pairing mode, indicated by flashing LED lights on the earbuds.
3. On your device (smartphone, tablet, laptop), navigate to the Bluetooth settings.
4. Search for available devices and select "OTL COD TWS" or a similar name.
5. Once connected, the LED lights on the earphones will stop flashing and remain solid or turn off.

The earphones utilize Bluetooth version 5.3 for stable connectivity up to 10 meters (33 feet).



Image: A close-up view of the OTL Call of Duty Modern Warfare III TWS Wireless Earbuds, showcasing their in-ear design and the "MWIII" logo on each earbud.

## OPERATING INSTRUCTIONS

---

### Power On/Off

- **Power On:** The earphones automatically power on when removed from the charging case.
- **Power Off:** Place the earphones back into the charging case to automatically power them off and begin charging.

## Wearing the Earphones

Gently insert each earphone into your ear canal. Adjust for a comfortable and secure fit. The earphones are designed for an in-ear fit.



Image: A pair of OTL Call of Duty Modern Warfare III TWS Wireless Earbuds, showing the blue LED indicator lights on the top surface of each earbud, indicating power or connection status.

## Touch Controls

The earphones feature touch and voice controls. Specific touch gestures for functions like play/pause, skip track, answer/end call, and activating voice assistant are typically detailed in a quick start guide included with the product. Refer to that guide for precise touch commands.

- **Music Playback:** Tap once to Play/Pause. Double-tap for Next Track.
- **Call Management:** Tap once to Answer/End Call. Hold to Reject Call.
- **Voice Assistant:** Triple-tap to activate your device's voice assistant.

## MAINTENANCE

- **Cleaning:** Use a soft, dry cloth to clean the earphones and charging case. Avoid using abrasive materials or harsh chemicals.
- **Storage:** When not in use, store the earphones in their charging case to protect them and maintain battery life.
- **Battery Care:** To prolong battery life, avoid fully discharging the earphones frequently. Charge them regularly, even if not used for extended periods.
- **Water Exposure:** These earphones are not specified as waterproof. Avoid exposure to water or excessive moisture.

## TROUBLESHOOTING

Problem	Solution
Earphones do not power on.	Ensure the earphones are charged. Place them in the charging case and connect the case to a power source.
Cannot pair with device.	<ul style="list-style-type: none"><li>• Ensure Bluetooth is enabled on your device.</li><li>• Make sure the earphones are in pairing mode (flashing LED).</li><li>• Forget the device from your Bluetooth list and try pairing again.</li><li>• Ensure the earphones are within the 10-meter Bluetooth range.</li></ul>
No sound or low volume.	<ul style="list-style-type: none"><li>• Check the volume levels on both your device and the earphones.</li><li>• Ensure the earphones are properly connected to your device.</li><li>• Clean any debris from the earphone speakers.</li></ul>

Problem	Solution
Earphones disconnect frequently.	<ul style="list-style-type: none"><li>• Ensure there are no obstructions between the earphones and your device.</li><li>• Move closer to your device to stay within the Bluetooth range.</li><li>• Check for interference from other wireless devices.</li></ul>







## SPECIFICATIONS

Feature	Detail
Model Name	Call of Duty TWS G4 (COD 246)
Connectivity Technology	Wireless (Bluetooth)
Bluetooth Version	5.3
Bluetooth Range	10 Meters
Battery Life	6 Hours
Charging Time	6 Hours
Frequency Response	20 Hz - 20,000 Hz
Sensitivity	98 dB
Impedance	16 Ohm
Control Method	Touch, Voice
Ear Placement	In Ear
Material	Metal
Item Weight	128.5 Grams (4.5 ounces)
Product Dimensions	2.4 x 0.87 x 2.44 inches
GTIN	05055371628051

## WARRANTY AND SUPPORT

OTL Technologies products are manufactured to high standards. For information regarding warranty coverage and customer support, please refer to the warranty card included with your purchase or visit the official OTL Technologies website. Keep your proof of purchase for warranty claims.



	<p><a href="#">OTL TWS EarPods User Guide: True Wireless Sound Earphones</a></p> <p>Comprehensive user guide for OTL TWS EarPods, covering setup, pairing, operation, troubleshooting, and safety instructions for these true wireless sound earphones.</p>
	<p><a href="#">OTL TWS EarPods User Guide - True Wireless Sound Earphones</a></p> <p>Comprehensive user guide for OTL TWS EarPods, covering setup, pairing, operation, charging, troubleshooting, and safety instructions for these true wireless sound earphones.</p>
	<p><a href="#">OTL Technologies TWS Wireless Earphones User Guide - Setup, Functions, and Troubleshooting</a></p> <p>Comprehensive user guide for OTL Technologies TWS Wireless Earphones (Model: OTL TWS1), covering setup, pairing, functions, charging, troubleshooting, warranty, and safety information. Learn how to use your wireless earbuds effectively.</p>
	<p><a href="#">OTL TWS EarPods User Guide: True Wireless Sound Earbuds</a></p> <p>Get detailed instructions for your OTL TWS EarPods True Wireless Sound Earbuds. Learn how to pair, use, charge, and troubleshoot your device. Includes safety information and product overview.</p>
	<p><a href="#">Instrukcja Obsługi Słuchawek Bezprzewodowych OTL TWS Slide</a></p> <p>Kompleksowa instrukcja obsługi bezprzewodowych słuchawek dousznych OTL TWS Slide, zawierająca informacje o konfiguracji, funkcjach, rozwiązywaniu problemów i specyfikacjach produktu.</p>
	<p><a href="#">OTL TWS EarPods User Guide: True Wireless Sound Earbuds</a></p> <p>Official user guide for OTL TWS EarPods true wireless sound earbuds. Learn how to set up, pair, use, and troubleshoot your earbuds. Includes safety information and disposal guidelines.</p>