

SUPVAN T50M Pro

SUPVAN T50M Pro Label Maker

USER MANUAL

1. Introduction

Thank you for choosing the SUPVAN T50M Pro Label Maker. This compact and versatile thermal label printer is designed for a wide range of labeling needs, from home organization to office and retail applications. It offers seamless connectivity with smartphones and PCs, supporting various label sizes and styles without the need for ink. Please read this manual carefully to ensure proper use and maintenance of your device.

2. Safety Information

- Do not disassemble, repair, or modify the device.
- Keep the device away from water, moisture, and extreme temperatures.
- Use only SUPVAN approved label rolls to ensure optimal performance and prevent damage.
- Avoid touching the print head immediately after printing, as it may be hot.
- Keep out of reach of children.

3. Package Contents

Please check the box for the following items:

- SUPVAN T50M Pro Label Maker
- One roll of white thermal labels
- USB-C Charging Cable
- User Manual



Image: Contents of the SUPVAN T50M Pro package, showing the label maker, a roll of labels, a USB-C charging cable, and the user manual.

4. Product Overview

The SUPVAN T50M Pro is a compact thermal label printer. It features a power button, a feed button, and a label output slot. The device uses thermal printing technology, eliminating the need for ink or toner. It supports label widths from 20mm to 50mm.



Image: The SUPVAN T50M Pro label maker shown with various printed labels, including a 'Baguette' label with barcode 4579634581372613 and a 'Sugar' label with barcode 1999010206085, demonstrating its versatility.



Image: Diagram highlighting key features: thermal printing (no ink/toner), support for 20-50mm wide labels, rechargeable battery with 1-

5. Setup

5.1 Charging the Device

Before first use, fully charge the label maker using the provided USB-C cable. The charging indicator light will show the charging status.

5.2 Installing Label Rolls

1. Open the label compartment cover.
2. Insert the label roll with the printing surface facing up.
3. Ensure the label edge is aligned with the print head.
4. Close the cover. The printer will automatically feed the first label to the correct starting position.



Image: An arrow indicates the path of the thermal label roll inside the SUPVAN T50M Pro, emphasizing that no ink is needed for printing.

5.3 App/Software Installation and Connectivity

The SUPVAN T50M Pro is compatible with iOS, Android, Windows, and macOS. Download the 'Katasybol' app from your device's app store or the official SUPVAN website.

- Download Software:** Search for 'Katasybol' in the App Store (iOS) or Google Play Store (Android). For Windows/macOS, visit the official SUPVAN website.
- Connect Device:** Turn on the label maker. Open the 'Katasybol' app and connect via Bluetooth. For PC, connect via USB-C cable.

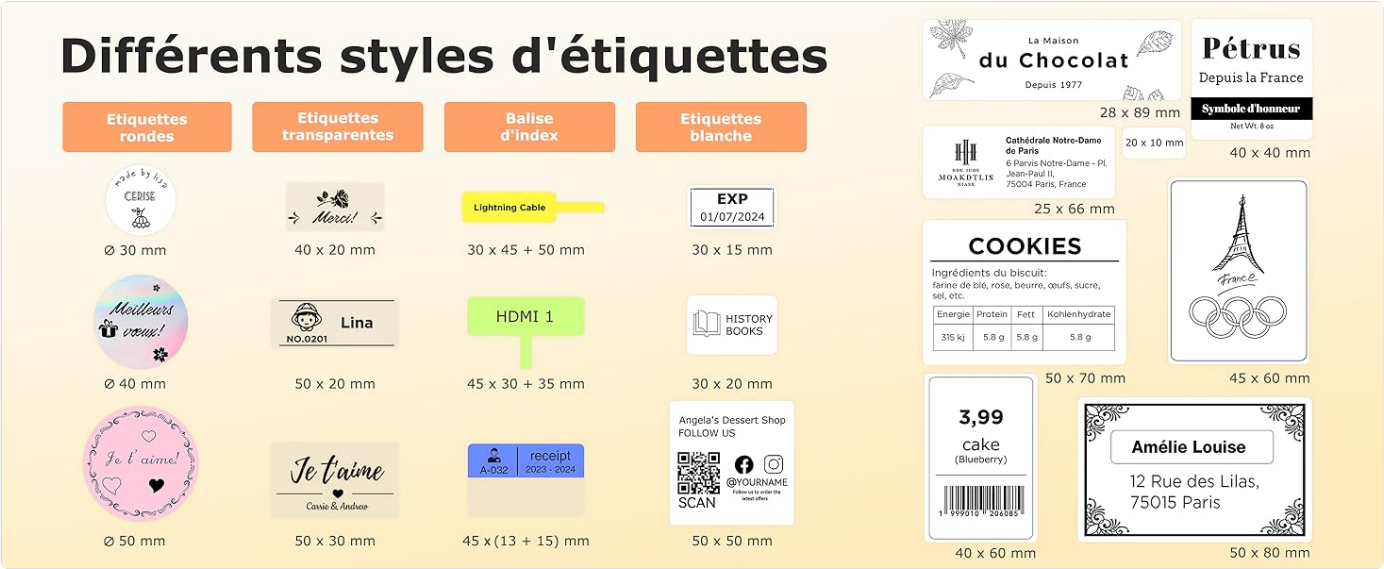


Image: A visual guide showing the four steps to use the label maker: 1. Download the 'Katasybol' app, 2. Connect the device via Bluetooth, 3. Edit your labels within the app, and 4. Generate (print) the labels.

6. Operating

6.1 Basic Printing Steps

- Ensure the label maker is powered on and connected to your device.
- Open the 'Katasybol' app.
- Select a template or create a new label design.
- Enter your desired text, add images, barcodes, or QR codes.
- Preview the label to ensure it looks correct.
- Tap the print button in the app to send the label to the printer.

6.2 Customizing Labels

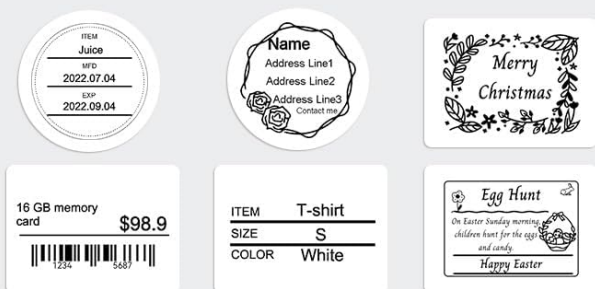
The 'Katasybol' app offers extensive customization options:

- Templates:** Choose from over 140 pre-designed templates for various uses.
- Fonts:** Access over 40 fonts to personalize your text.
- Elements:** Add barcodes (e.g., 12345687), QR codes, images, dates, graffiti, and borders.
- Auto-detection:** The printer automatically detects the label size for precise printing.

All-Free App Fonction d'édition

Enregistrez vos modèles pour une impression efficace

140+ modèles



40+ fonts

Kata Kata Kata Kata **Kata** **KATA** **Kata**
Kata Kata Kata *Kata* *Kata* *Kata* **Kata**
Kata *Kata* *Kata* **KATA** **KATA** *Kata* **Kata**
KATA *Kata* *Kata* **KATA** **KATA** *Kata* **Kata**



Image: The 'Katasybol' app interface displaying options for creating and editing labels, including selecting from 140+ templates and 40+ fonts, and adding elements like barcodes (e.g., 12345687).

6.3 High-Quality Output

The SUPVAN T50M Pro delivers clear and crisp prints, including high-definition images and easily scannable barcodes.

Sortie d'image de haute qualité



✓ SUPVAN



✗ Autres



Image: A comparison showing the superior print quality of the SUPVAN T50M Pro for images and barcodes (e.g., 123456) compared to other label makers.

6.4 Versatile Label Types and Applications

The printer supports over 50 styles of labels, including white, transparent, round, and colored labels, suitable for various purposes.

Support de différents styles d'étiquettes

Informations sur le produit, Prix, Adresse, Nom, Cadeau bénédiction, Code QR, Code-barres, etc.



Image: Examples of diverse label applications, such as birthday labels, price tags, office organization, and Halloween-themed labels, demonstrating the printer's adaptability.

Plus de 50 types d'étiquettes SUPVAN



Image: The SUPVAN T50M Pro surrounded by numerous label rolls and small printed labels, showcasing its compatibility with over 50 types of SUPVAN labels.



Technologie d'impression thermique

- Aucune encre ou toner requis.
- Rapport Qualité-Prix (Économies)



Plus grande largeur

- Prend en charge la colle pour étiquettes de 20 mm à 50 mm



Rechargeable

- Autonomie en veille: 1 mois



Reconnaître automatiquement la taille de l'étiquette

- Une taille d'impression précise

Image: A grid showing different label styles and sizes, including round (Ø30mm, Ø40mm, Ø50mm), transparent (40x20mm, 50x20mm, 50x30mm), index (30x45+50mm, 45x30+35mm, 45x(13+15)mm), and white labels (30x15mm, 30x20mm, 50x50mm, 40x60mm, 50x80mm), with examples like 'La Maison du Chocolat' and 'Amélie Louise'. For more information, visit [SUPVAN Official Website](#).



Image: Examples of label applications: clothing tags (40x70mm), price tags (40x30mm, e.g., 3.99 cake with barcode 1999010206085), address labels (25x66mm), and logo labels (Ø50mm).

6.5 Common Applications

The SUPVAN T50M Pro is ideal for:

- **Home:** Organizing pantry items, storage boxes, and personal belongings.
- **Office:** Labeling files, documents, and office supplies.
- **Retail/Business:** Creating price tags, product labels, and QR/barcode labels.
- **School:** Labeling school supplies, books, and personal items.

La seule imprimante d'étiquettes dont vous avez besoin



Maison



Étiquette du produit



Étiquette DIY



École

Image: Four examples of label maker use: home organization (labeled food containers), product labeling (biscuits), DIY gifts (wrapped present with custom label), and school (notebooks with name labels).



Image: Collage showing commercial uses: labeling produce in a supermarket, tagging clothing, labeling small jars, and labeling food containers in a deli.



Image: Collage showing office and organizational uses: labeling file folders, food containers, and clothing tags.

6.6 Label Durability

SUPVAN labels are designed to be durable and safe for various environments.



Image: Visual representation of label features: waterproof (washable), heat-resistant (microwave safe), anti-freeze (refrigerator/freezer safe), and made from safe, BPA-free materials.

7. Maintenance

7.1 Cleaning the Device

To maintain print quality, regularly clean the print head with a soft, lint-free cloth. Do not use alcohol or other solvents.

7.2 Storage

Store the label maker in a cool, dry place away from direct sunlight and extreme temperatures. When not in use for extended periods, ensure the battery is partially charged (around 50%) to prolong its lifespan.



Emportez-le partout avec vous

Une charge pour 3 mois d'utilisation

-  Poids : 13 x 9,4 x 5,8 am
-  Taille : 310 g
-  Portable et léger
-  Batterie rechargeable intégrée de 1200 mAh
-  Aucune encre ou toner requis

Image: The SUPVAN T50M Pro label maker being stored in a bag, highlighting its compact size and portability (Weight: 303g, Rechargeable 1200mAh battery, No ink/toner required).

8. Troubleshooting

- **No Power:** Ensure the device is charged. Connect to a power source and try again.
- **Poor Print Quality:** Clean the print head. Ensure the label roll is inserted correctly and is a genuine SUPVAN label.

- **Cannot Connect via Bluetooth:** Ensure Bluetooth is enabled on your device and the label maker is within range. Restart both devices.
- **Label Jam:** Open the cover, remove any jammed labels, and reinsert the roll correctly.
- **"No Ink" Error:** As this is a thermal printer, it does not use ink. This message might indicate a sensor issue or an incorrect label type. Ensure you are using thermal labels and the label roll is properly installed.

9. Specifications

Feature	Specification
Model Number	T50M Pro
Dimensions (L x W x H)	15 x 10 x 5 cm
Weight	303 Grams
Printing Technology	Thermal
Connectivity	Bluetooth, USB-C
Compatible Devices	PC, Android 8.0+, Tablet, iOS 13.0+, Smartphone
Max Print Width	50 mm
Min Print Width	20 mm
Max Black & White Print Resolution	300 dpi
Max Color Print Resolution	203 dpi
Battery	1200 mAh (included)
Power Consumption	10 Watt
Special Features	Automatic size detection, macOS & Windows compatible, Inkless printing, Easy to use, USB-C rechargeable, Lightweight. Ideal for text, QR/barcodes, images, borders.

10. Warranty and Support

SUPVAN offers a **24-month free replacement** warranty for your T50M Pro Label Maker. If you encounter any issues or require assistance, please contact SUPVAN customer service. The application supports multiple languages and provides tools for easy customization of your labels.

For further support, refer to the electronic manual within the 'Katasybol' application or scan the QR code on the back of the paper manual. You can also contact SUPVAN customer service directly.




[\[pdf\]](#) User Manual

T50M Pro 231109 KATASYMBOL Pro Laden Sie „KatasyMBOL aus dem App Store iOS Android herunter Oder scannen den QR Code um die herunterzuladen KatasyMBOL Drucker B1JYmyzOi8L m media amazon images I |||

KATASYMBOL T50M Pro * Scannen Sie den QR-Code fr mehrsprachige Anleitung und Untersttzung. Checkliste 1 Kabel 1 Drucker Etikettenbnder * Das Kabel kann als Ladekabel oder Datenkabel verwendet werden - schlieen Sie es an Ihren Computer an und verwenden Sie die SUPVAN EDITOR-Software, um Ihr Eti...

lang:de score:29 filesize: 2.52 M page_count: 16 document date: 2023-11-09




[\[pdf\]](#) Specifications Test Report Label

Test Report NFC Beijing Supvan Information Technology Co Ltd E16 Label Printer 2AZW2 2AZW2E16 e16

Shenzhen CTA Testing Technology Co., Ltd. Room 106, Building 1, Yibaolai Industrial Park, Qiaotou Co ... pe reference.....: E16 Listed Models: E18,T50M,T50M Pro,T50M Plus,T50M Max,T80M,T80M Pro,T80M Plus,T80M Max Modulation Type

lang:en score:25 filesize: 1.07 M page_count: 22 document date: 2023-07-05




[pdf] Specifications Test Report Label

Test Report BT Part1 Beijing Supvan Information Technology Co Ltd E16 Label Printer 2AZW2 2AZW2E16 e16

Shenzhen CTA Testing Technology Co., Ltd. Room 106, Building 1, Yibaolai Industrial Park, Qiaotou Co ... reference.....: E16 Listed Models
.....: E18,T50M,T50M Pro,T50M Plus,T50M Max,T80M,T80M Pro,T80M Plus,T80M Max Modulation

lang:en score:24 filesize: 4.85 M page_count: 33 document date: 2023-07-06



[pdf] Specifications Test Report Label

Test Report BLE Beijing Supvan Information Technology Co Ltd E16 Label Printer 2AZW2 2AZW2E16 e16

Shenzhen CTA Testing Technology Co., Ltd. Room 106, Building 1, Yibaolai Industrial Park, Qiaotou Co ... Label Printer Model /Type : E16 Listed Models
Applicant Address Manufacturer Address : E18,T50M,T50M Pro,T50M Plus,T50M Max,T80M,T80M Pro,T80M Plus,T80M Max : Beijing Supvan Information Technology...

lang:en score:22 filesize: 4.14 M page_count: 37 document date: 2023-07-05



[pdf] User Manual Label

T50M Pro User Manual SUPVAN Pro Bluetooth Label Maker Machine with Tape Wide Waterproof Versatile App 40 Fonts and 450 Icons Inkless Labeler for Home Kitchen School Office Organization Black Stationery Supplies 91Dmv2xQlaL m media amazon images I |||

lang:en score:16 filesize: 955.72 K page_count: 16 document date: 2023-06-14

