



[Manuals.plus](#) /

› [HiBy](#) /

› HiBy Digital M300 Music Player User Manual

HiBy M300

HiBy Digital M300 Music Player User Manual

Model: M300 | Brand: HiBy

1. INTRODUCTION

The HiBy Digital M300 is a versatile portable music player designed for high-fidelity audio playback and smart functionality. Running on Android 13 and powered by a Qualcomm Snapdragon 665 chip, it offers a smooth user experience with extensive connectivity options and expandable storage. This manual provides comprehensive instructions for setting up, operating, and maintaining your M300 music player.

2. PRODUCT FEATURES

2.1. High-Fidelity Audio Capabilities

The M300 is equipped with a dedicated CS43131 DAC chip, ensuring high-resolution audio playback. It supports a wide array of lossless audio formats including native DSD256 and PCM up to 384kHz. Compatible file types include MP3, WAV, APE, FLAC, DSF, DFF, ISO, CUE, WMA, OGG, AAC, OPUS, and AIFF, delivering studio-grade sound quality.

WITH CLASSIC HIFI DAC CS43131



SUPPORTS DSD256

Image: The HiBy M300 highlighting its HIFI DAC CS43131 chip, indicating support for DSD256.

HI-RES & HI-RES WIRELESS



HI-RES DUAL GOLD STANDARD SOUND
QUALITY CERTIFICATION



Image: The HiBy M300 displaying Hi-Res Audio and Hi-Res Wireless certification logos, signifying high-quality sound.


2.2. Android Operating System & Performance

The M300 operates on Android 13, powered by a Qualcomm Snapdragon 665 chip. This robust combination ensures smooth performance for various tasks, including downloading and installing applications, streaming music, and browsing the web. Popular streaming platforms such as Spotify, Apple Music, and YouTube Music are supported.

HIBYDIGITAL



SOC SNAPDRAGON 665



3+32GB
MEMORY+STORAGE STANDARD

SNAPDRAGON 665
OCTA-CORE

Image: A detailed view of the Qualcomm Snapdragon 665 SOC, emphasizing the processing power of the HiBy M300.

ANDROID 13-BASED



Image: Multiple views of the HiBy M300's screen, demonstrating its Android 13-based interface with various app icons.

2.3. Connectivity

The M300 offers seamless connectivity with Bluetooth 5.0 and dual-band WiFi (2.4G + 5G). It supports advanced Bluetooth codecs including LDAC, AAC, SBC, aptX, aptX HD, and aptX Adaptive for high-quality wireless audio. The device also features a built-in speaker for direct audio playback and an FM radio for listening to local stations.

FM RADIO



Image: Two HiBy M300 devices illustrating the FM Radio functionality with a wireless signal icon between them.

2.4. Storage

The M300 comes with 3GB of RAM and 32GB of internal storage. Storage can be significantly expanded up to 2TB using a micro SD card, providing ample space for a large music library, applications, and other files.

2.5. Physical Features

- **Ports:** Includes a 3.5mm headphone jack and a USB-C port. The USB-C port supports USB OTG (On-The-Go) for connecting external devices and USB DAC output for use as an external digital-to-analog converter.
- **Microphone:** Features dual microphones for clear audio recording.
- **Speaker:** A built-in loudspeaker allows for audio playback without external headphones or speakers.
- **FN Button:** A user-defined function (FN) button provides quick access to specific features.

LOUDSPEAKER DUAL MICROPHONE




Image: The HiBy M300 shown with text indicating "LOUDSPEAKER DUAL MICROPHONE" and a waveform graphic for quick and clear audio.

3. SETUP

3.1. Unboxing and Initial Power On

Upon unboxing, ensure all included components are present: the M300 player, USB2.0 (A to C) cable, manual, and a pre-attached protective film. To power on the device, press and hold the power button located on the side until the HiBy logo appears on the screen. Follow the on-screen prompts for initial language and time settings.

Your browser does not support the video tag.

Video: An official product video from HiBy demonstrating the M300 music player's features and functionality.

3.2. Inserting Micro SD Card

Locate the micro SD card slot on the side of the device. Gently insert your micro SD card into the slot until it clicks into place. The device will automatically detect the card and make it available for storage.

3.3. Connecting to Wi-Fi

Navigate to the 'Settings' menu, then select 'Network & internet', and tap on 'Wi-Fi'. Turn on Wi-Fi and select your desired network from the list. Enter the password if prompted and connect. This enables online streaming, app downloads, and software updates.

3.4. Pairing Bluetooth Devices

From the 'Settings' menu, go to 'Connected devices' and then 'Bluetooth'. Turn on Bluetooth. Put your Bluetooth headphones or speakers into pairing mode. Select your device from the 'Available devices' list to establish a connection.

4. OPERATING INSTRUCTIONS

4.1. Basic Navigation

The M300 features a 4-inch IPS display with 1280x640 resolution, supporting 5-point multitouch. Navigate the Android 13 interface by swiping, tapping, and using the physical buttons for volume, power, and media control (play/pause, next/previous track).

4.2. Playing Music

Use the pre-installed HiBy Music app for optimal audio playback. The app supports various audio formats and offers advanced sound adjustments, including a detailed equalizer and MSEB (Mage Sound 8-Ball) for fine-tuning your listening experience.

4.3. Using FM Radio

To use the FM radio, connect wired earphones as they act as an antenna. Open the FM Radio app, scan for available stations, and select your preferred frequency. You can listen through connected earphones or the built-in speaker.

4.4. Voice Recording

The M300's dual microphones allow for high-quality voice recording. Access the Voice Recorder app to start and manage recordings. Recordings can be saved in various formats, including WAV.

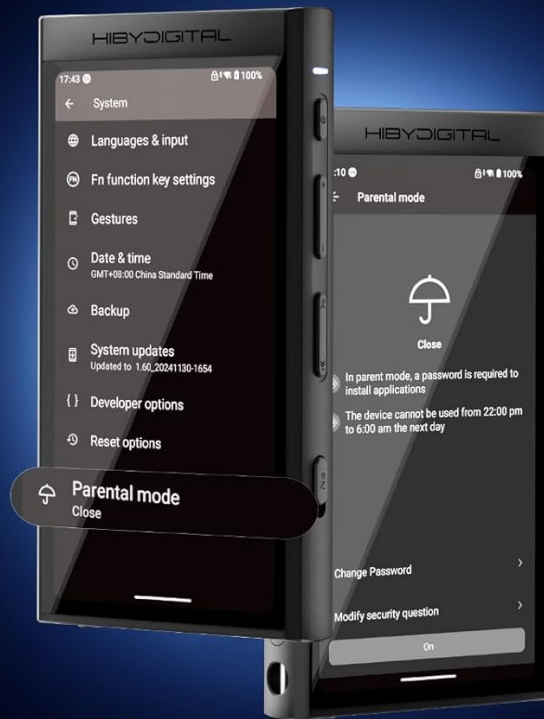
4.5. Installing Applications

Access the Google Play Store to download and install a wide range of applications, including additional music streaming services, utility apps, and more, leveraging the Android 13 operating system.

4.6. Parental Mode

The Parental Mode feature allows for restricting app installation, limiting usage time, disabling certain functions, and protecting settings data. This can be configured in the device settings for controlled usage.

Parental Mode



- App Installation Restriction
- Usage Time Limitation
- App Disable Function
- Setting Data Protection

Image: The HiBy M300 displaying its Parental Mode settings, which include options for app installation restrictions and usage time limitations.

4.7. Customizing FN Button

The user-defined FN button can be customized to quickly activate a specific function or application, enhancing convenience and accessibility.

5. MAINTENANCE

5.1. Charging

Charge the M300 using the provided USB-C cable connected to a compatible power source. The device is equipped with a 2000mAh Lithium Ion battery, offering over 29 hours of continuous playback and up to 475 hours of silent standby time.

5.2. Cleaning

To clean the device, use a soft, dry, lint-free cloth. Avoid using abrasive cleaners or solvents that may damage the screen or casing.

5.3. Software Updates

Periodically check for software updates in the 'Settings' menu under 'System' or 'About device'. Keeping your device's software updated ensures optimal performance and access to new features.

6. TROUBLESHOOTING

6.1. Device Lagging with Large Memory Cards

If a memory card exceeding 1TB is inserted, the music player may experience temporary lagging due to the large amount of content being read. In such cases, allow a few minutes for the player to process the data and return to normal operation. Avoid performing any operations during this period. If lagging persists for an extended time, refer to this manual or contact support.

6.2. General Issues

- **Device not powering on:** Ensure the battery is charged. Connect to a power source and try again.
- **No sound:** Check volume levels, ensure headphones/speakers are properly connected or paired via Bluetooth.
- **Cannot connect to Wi-Fi/Bluetooth:** Ensure Wi-Fi/Bluetooth is enabled and the device is within range. Re-enter passwords if necessary.

7. SPECIFICATIONS

Feature	Detail
Model Name	M300
Operating System	Android 13
Processor	Qualcomm Snapdragon 665
DAC Chip	CS43131
RAM	3GB
Internal Storage	32GB
Expandable Memory	Up to 2TB via Micro SD
Screen Size	4 Inches IPS
Screen Resolution	1280x640
Bluetooth Version	5.0
Bluetooth Codecs	LDAC, AAC, SBC, aptX, aptX HD, aptX Adaptive
Wi-Fi	Dual-band (2.4G + 5G)
Battery Capacity	2000mAh Lithium Ion
Product Dimensions	4.45 x 2.28 x 0.51 inches
Item Weight	9.1 ounces
Special Features	Built-In Speaker, Hi-Res Audio, FM Radio, Dual Microphones, Parental Mode, Customizable FN Button

8. WARRANTY AND SUPPORT

For warranty information and technical support, please refer to the official HiBy website or contact their customer service directly. Keep your purchase receipt for warranty claims.

Official HiBy Store: [HiBy Amazon Store](#)