

KastLite B0CL2NL4YT

KastLite LED Linear High Bay Shop Light User Manual

Model: B0CL2NL4YT

Product

[Overview](#)

[Setup](#)

[Operation](#)

[Maintenance](#)

[Troubleshooting](#)

[Specifications](#)

[Warranty &](#)

[Support](#)

1. PRODUCT OVERVIEW

The KastLite LED Linear High Bay Shop Light is a high-performance lighting fixture designed for various environments and applications, focusing on efficiency, durability, and versatility. This fixture is ideal for upgrading your lighting needs in large indoor spaces with high ceilings, such as warehouses, workshops, garages, and supermarkets.

Key Features:

- **High Efficiency:** Provides 21,000 lumens with 135W power consumption, equivalent to a 600W traditional light.
- **Durable Construction:** Features a robust Die-cast Aluminum body with an IP65 rating, ensuring resistance to water, dust, and other elements.
- **Long Lifespan:** Designed for up to 100,000 hours of operation, significantly reducing maintenance needs.
- **Dimmable:** Compatible with a 0-10 Volt dimmer switch for customizable illumination.
- **Versatile Mounting:** Supports hanging (hooks and chains included) or direct ceiling attachment.
- **Certifications:** UL Listed, DLC certified for performance and energy efficiency.



Image 1.1: Four KastLite LED Linear High Bay Shop Lights, showcasing their sleek, linear design.



21,000 Lumens

135
Watts


4000K
Bright white

WIDE
Light Coverage



1.4
Feet

PMMA OPTICAL GLARE-
CONTROL LENS

 **SUITABLE FOR
DAMP LOCATIONS**

IDEAL SOLUTION FOR INDUSTRIAL LIGHTING

- perfect for large indoor spaces with high ceilings •

Image 1.2: Visual representation of the light's output (21,000 Lumens, 135 Watts, 4000K Bright White) and wide coverage, highlighting its suitability for industrial lighting.



★★★ Certified for Performance ★★★



Our sleek design integrates seamlessly into any industrial setting, providing bright and even illumination for enhanced productivity and safety.

Image 1.3: Overview of product certifications (UL, DLC) and key features such as dimmability, voltage compatibility, and 5-year warranty.



Power Connection
Connection hole.

Sturdy Back Plate



Good Heat Dissipation
Special LED beads distribution ensures better heat dissipation, less light decay and longer lifespan of the light.



PMMA Lens
To achieve a brighter and more consistent light output, consider using LED chips with higher lumen output in conjunction with PMMA lenses.

Diffuse & Uniform Lighting
Frosted lens provide uniform and pleasant light.

Lightweight Design
Aluminium frame.

Image 1.4: Diagram illustrating the internal components, including the sturdy back plate, power connection, heat dissipation features, PMMA lens for uniform lighting, and lightweight design.

2. COMPONENTS AND ACCESSORIES

Each KastLite LED Linear High Bay Shop Light package includes the following components:

- LED Linear High Bay Light Fixture
- V-Hook (Included)
- Chain Kit (Included)
- Double Lock Cable Kit
- Wire Guards (Optional, may be sold separately)



Slim Design for Retrofit Installation

Image 2.1: Visual guide to the included accessories and the fixture's dimensions, emphasizing its slim design for retrofit installation.

3. SETUP AND INSTALLATION

Installation of the KastLite LED Linear High Bay Shop Light is designed to be straightforward. Always ensure power is disconnected before beginning any installation work.

Installation Steps:

1. **Safety First:** Turn off power at the circuit breaker before installation.
2. **Mounting Option Selection:** Choose your preferred mounting method: suspending from the ceiling using the included V-hooks and chain kit, or direct attachment to the ceiling.
3. **Secure Mounting:** For suspended installation, securely attach the V-hooks and chains to appropriate ceiling anchors. For direct mounting, ensure the fixture is firmly fastened to a suitable surface.
4. **Wiring:** Connect the fixture using its 3-wire configuration. Follow local electrical codes and diagrams for proper wiring. Ensure all connections are secure.

5. **Final Check:** Once installed and wired, ensure the fixture is stable and all connections are correct before restoring power.

The installation process typically takes around 10 minutes per fixture.

4. OPERATION

The KastLite LED Linear High Bay Shop Light is designed for simple operation and offers dimmable functionality to suit various lighting needs.

Powering On/Off:

Once installed and connected to a power source, the light can be turned on or off via a standard wall switch or the connected power control system.

Dimming Functionality:

This fixture is compatible with a 0-10 Volt dimmer switch (not included). To adjust brightness:

1. Ensure a compatible 0-10V dimmer switch is properly installed and wired to the fixture.
2. Use the dimmer switch to fine-tune the brightness level from 0% to 100%, allowing you to create the desired ambiance or light intensity for your space.


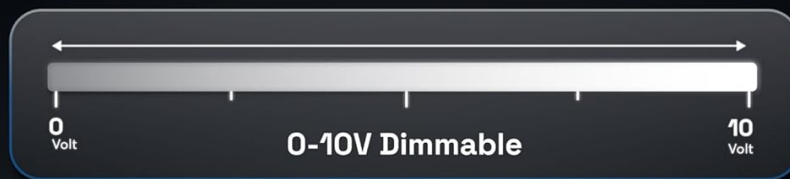


Image 4.1: Illustration of the 0-10V dimmable feature, demonstrating varying light levels in a warehouse setting.




Image 4.2: Examples of the light fixture in different application environments, including warehouses, workshops, garages, and supermarkets.

5. MAINTENANCE

The KastLite LED Linear High Bay Shop Light is designed to be durable and largely maintenance-free, thanks to its robust construction and long-lasting LED technology.

General Care:

- **Cleaning:** Periodically wipe the exterior of the fixture with a soft, damp cloth to remove dust and debris. Avoid using harsh chemicals or abrasive cleaners, as these can damage the finish or internal components.
- **Inspection:** Occasionally inspect the mounting hardware and wiring connections to ensure they remain secure.

Durability Features:

The IP65 rating ensures the fixture is protected against dust ingress and low-pressure water jets from any direction, making it suitable for environments where dust or moisture might be present. The Die-cast Aluminum body provides excellent heat dissipation and structural integrity, contributing to its long lifespan and reduced need for frequent maintenance.

6. TROUBLESHOOTING

If you encounter issues with your KastLite LED Linear High Bay Shop Light, please refer to the following common troubleshooting steps:

Problem	Possible Cause	Solution
Light does not turn on	No power supply; Loose wiring; Faulty switch or dimmer	Check circuit breaker; Verify all wiring connections are secure; Test switch/dimmer functionality.
Light flickers or dims unexpectedly	Incompatible dimmer; Loose wiring; Power fluctuations	Ensure dimmer is 0-10V compatible; Check wiring connections; Consult an electrician for power stability issues.
Reduced brightness	Dimmer setting too low; Dust accumulation on lens	Adjust dimmer to higher setting; Clean the fixture's lens gently.
Light makes unusual noise	Loose components; Electrical issue	Turn off power immediately and inspect for loose parts; If noise persists, consult a qualified electrician.

If the problem persists after attempting these solutions, please contact KastLite customer support for further assistance.

7. TECHNICAL SPECIFICATIONS

Feature	Detail
Brand	KastLite
Model	B0CL2NL4YT
Power Consumption	135W
Luminous Flux	21,000 Lumens
Color Temperature	4000K (Bright White)
Equivalent Wattage	600W
Material	Die-cast Aluminum
Ingress Protection (IP) Rating	IP65 (Water and Dust Resistant)

Feature	Detail
Lifespan	Up to 100,000 hours
Dimmability	0-10 Volt Dimmable
Product Dimensions	17"L x 10"W x 2"H (approx.)
Certifications	UL Listed, DLC
Mounting Type	Ceiling Mount (Suspended or Direct)
Number of Items	4 Pack

8. WARRANTY AND SUPPORT

Warranty Information:

The KastLite LED Linear High Bay Shop Light is backed by a **5-year warranty**, ensuring reliable and long-lasting performance. This warranty covers defects in materials and workmanship under normal use and service conditions.

Customer Support:

For any questions, technical assistance, or warranty claims, please contact KastLite customer support. You can find more information and contact details by visiting the official KastLite store on Amazon or their website.

Important Note:

To ensure the best fit and avoid issues, please double-check all measurements and product specifications before placing your order. Returns due to incorrect sizing or other buyer errors may be subject to a restocking fee.

For additional resources and product information, visit the [KastLite Amazon Store](#).