

Boompods BEAWHT

Boompods Beachboom Portable Bluetooth Speaker

INSTRUCTION MANUAL

Brand: **Boompods** | Model: **BEAWHT**

1. Introduction

The Boompods Beachboom is a robust and durable portable Bluetooth speaker designed for outdoor activities and everyday use. It features powerful sound, a compact design, and is made from ocean-bound plastic, reflecting a commitment to sustainability. This manual provides essential information for setting up, operating, and maintaining your Beachboom speaker.

2. What's in the Box

Carefully unpack your Boompods Beachboom speaker. The package should contain the following items:

- Boompods Beachboom Speaker (made from ocean material)
- USB-A to USB-C Charging Cable
- Quick Start Guide
- User Manual

3. Key Features

- **Ocean-Bound Plastic Construction:** The Beachboom speaker is proudly made in partnership with #tide ocean SA, utilizing plastic waste collected from islands, beaches, coastlines, and uncontrolled landfills. This plastic is then processed into a strong, clean, and reliable material.
- **Compact and Powerful Sound:** Despite its small and lightweight design, the Beachboom delivers powerful audio, making it an ideal companion for travel and outdoor adventures.
- **IPX7 Waterproof Rating:** This speaker is designed to withstand immersion in water up to 1 meter for 30 minutes, making it perfect for use in the shower, by the pool, or at the beach.
- **Rugged and Drop-Tested:** Built to endure challenging environments, the speaker has undergone robust drop testing to ensure durability during various activities.
- **Integrated Selfie Function:** A built-in button allows you to remotely capture photos, enhancing your selfie experience without needing to handle your phone.

- **Integrated Microphone:** Enables hands-free calling and interaction with voice assistants.
- **Long Playtime:** Enjoy up to 5 hours of continuous music playback on a single charge.

4. Setup

4.1 Charging the Speaker

Before first use, fully charge your Beachboom speaker. Locate the USB-C charging port, typically protected by a rubber cover. Connect the provided USB-A to USB-C cable to the speaker and plug the USB-A end into a compatible USB power source (e.g., wall adapter, computer USB port).

An indicator light will show the charging status. Once fully charged, the light will change or turn off, indicating it's ready for use.

4.2 Bluetooth Pairing

To connect your Beachboom speaker to a Bluetooth-enabled device:

1. Ensure the speaker is charged and powered on.
2. Activate Bluetooth on your smartphone, tablet, or computer.
3. The speaker should automatically enter pairing mode (often indicated by a flashing LED). If not, consult the Quick Start Guide for specific button presses to initiate pairing mode.
4. On your device, search for available Bluetooth devices.
5. Select "Boompods Beachboom" from the list of found devices.
6. Once connected, the speaker will typically provide an audible confirmation, and the LED indicator will become solid.

Note: The speaker supports Bluetooth 5.3 for stable and efficient wireless connection.

5. Operating Instructions

5.1 Power On/Off

Press and hold the Power button (refer to Quick Start Guide for button location) to turn the speaker on or off.

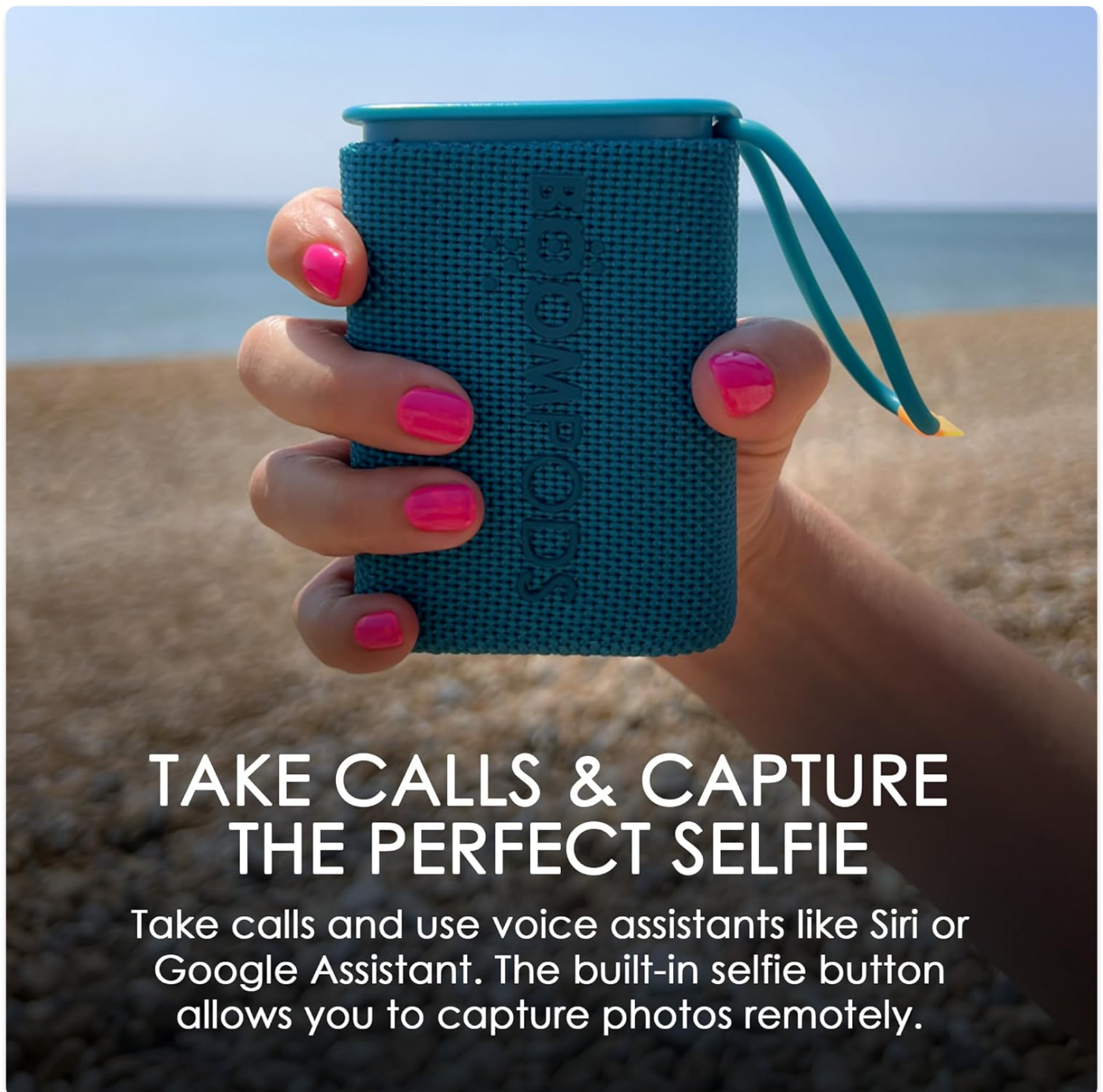
5.2 Music Playback

Once paired, you can control music playback directly from your connected device. The speaker may also have physical buttons for:

- **Play/Pause:** Press the Play/Pause button.
- **Volume Up/Down:** Press the Volume + or Volume - buttons.
- **Next/Previous Track:** Long press the Volume + or Volume - buttons (functionality may vary, refer to Quick Start Guide).

5.3 Selfie Function

The Beachboom speaker features a built-in selfie button. When connected to your smartphone via Bluetooth, you can use this button to remotely trigger your phone's camera shutter. This is ideal for capturing group photos or selfies from a distance.



TAKE CALLS & CAPTURE THE PERFECT SELFIE

Take calls and use voice assistants like Siri or Google Assistant. The built-in selfie button allows you to capture photos remotely.

Image: The BoomPods Beachboom speaker can be used to take calls and capture selfies remotely.

5.4 Call Handling

When a call comes in while connected via Bluetooth, the speaker will typically ring. You can answer or end calls using the speaker's controls (refer to Quick Start Guide for specific button functions). The integrated microphone allows for hands-free communication.

6. Maintenance

6.1 Cleaning

To clean your Beachboom speaker, wipe it with a soft, damp cloth. Do not use harsh chemicals or abrasive cleaners, as these may damage the surface or internal components. Ensure all port covers are securely closed before cleaning with water.

6.2 Waterproof Care (IPX7)

While the speaker is IPX7 waterproof, meaning it can be submerged, it is important to ensure the charging port and any

other openings are completely sealed by their rubber covers before exposure to water. After exposure to chlorinated or saltwater, rinse the speaker with fresh water and allow it to air dry completely before charging.



RUGGED DESIGN & WATERPROOF IPX7

This IPX7-rated waterproof rugged speaker is designed to withstand challenging environments and outdoor activities.

Image: The Boompods Beachboom features a rugged design and IPX7 waterproof rating.

6.3 Storage

Store the speaker in a cool, dry place away from direct sunlight and extreme temperatures when not in use for extended periods.

7. Troubleshooting

If you encounter issues with your Boompods Beachboom speaker, refer to the following common troubleshooting steps:

- **Speaker Does Not Power On:** Ensure the speaker is fully charged. Connect it to a power source and allow it to charge for at least 30 minutes before attempting to power it on again.
- **Cannot Pair with Device:**

- Ensure Bluetooth is enabled on your device.
 - Make sure the speaker is in pairing mode (flashing LED).
 - Move your device closer to the speaker.
 - Forget the speaker from your device's Bluetooth list and attempt to pair again.
 - Restart both the speaker and your device.
- **Poor Sound Quality or No Sound:**
 - Check the volume levels on both the speaker and your connected device.
 - Ensure the speaker is within Bluetooth range of your device.
 - Try playing audio from a different application or source.
 - Disconnect and reconnect the Bluetooth connection.
 - **Selfie Function Not Working:** Ensure the speaker is properly paired with your phone. Check your phone's camera settings to ensure remote shutter control is enabled if applicable.
 - **Microphone Issues (e.g., low volume during calls):** Ensure the speaker is close enough to you during calls. Check for any obstructions near the microphone.

If these steps do not resolve the issue, please refer to the full user manual or contact Boompods customer support.







8. Specifications

Feature	Specification
Model Name	Beachboom
Model Number	BEAWHT
Dimensions (L x W x H)	4.5 x 8.5 x 8.5 cm
Weight	210 grams
Color	White
Material	Ocean-bound Plastic
Connectivity Technology	Bluetooth
Wireless Communication Technology	Bluetooth
Waterproof Rating	IPX7
Power Source	Battery Powered (1 Lithium-ion battery included)
Playtime	Up to 5 hours
Special Features	Shockproof, Integrated Microphone, Waterproof
Recommended Uses	Outdoor activities
Compatible Devices	Smartphone

9. Warranty and Support

For warranty information and customer support, please refer to the documentation included with your product or visit the official Boompods website. Keep your proof of purchase for any warranty claims.

Related Documents - BEAWHT

	<p>BOOMPADS BEACHBOOM Waterproof Bluetooth Speaker User Manual</p> <p>Explore the BOOMPADS BEACHBOOM, a sustainable, waterproof Bluetooth speaker made from recycled ocean plastic. This guide covers setup, controls, stereo pairing, charging, and technical specifications.</p>
	<p>BOOMPADS BEACHBOOM 35 & 12: Waterproof Bluetooth Speaker - Sustainable & Portable</p> <p>Discover the BOOMPADS BEACHBOOM 35 and BEACHBOOM 12, sustainably made waterproof Bluetooth party speakers crafted from recycled ocean plastic. Learn how to connect, pair, and use these portable speakers with detailed instructions and specifications.</p>
	<p>BoomPods ZERO Eco-Friendly Bluetooth Speaker - User Guide</p> <p>Learn how to use your BoomPods ZERO speaker, made from recycled ocean material. This guide covers pairing, dual pairing, and FCC compliance information.</p>
	<p>BoomPods Soundwave: Sustainable True Wireless Earbuds User Guide</p> <p>Learn about the BoomPods Soundwave, sustainably made true wireless earbuds crafted from recycled ocean-bound plastic. This guide covers features, connectivity, touch controls, charging, and technical specifications.</p>
	<p>BOOMPADS ZERO XL: Eco-Friendly Waterproof Bluetooth Speaker</p> <p>Explore the BOOMPADS ZERO XL, a rugged, waterproof Bluetooth speaker crafted from recycled ocean plastic. This guide details its features, connectivity, stereo pairing, controls, charging, technical specifications, and FCC compliance.</p>
	<p>BoomPods BOOMTAG Quick Start and Warranty Guide</p> <p>A concise guide to setting up and activating your BoomPods BOOMTAG, including warranty information and compliance details.</p>

Boompods EU Sp. z o.o.

Declaration concerning Antenna Specification

It is hereby declared that the product

Model No.: BEACHBOOM, BEABLK BEACHBOOM-Black, BEAWHT BEACHBOOM-White, BEABLU BEACHBOOM-Blue, BEAPIN BEACHBOOM-PINK, BEACAM BEACHBOOM-CAMO
FCC ID : 2A36Q-BEACHBOOM

Fulfills the requirement of FCC test relating to the antenna type.

The device specified above conforms to the FCC recommendations for (100mW antenna type(s)) specified below:

Model No. of antenna: 2-4G ANT
Type of antenna: PCB Antenna
Gain of the antenna: 0.00 dBi
Frequency range: 2400-2500MHz

The mounting of the antenna is fixed to the radio module and no other antenna should be used.

Company name: Boompods EU Sp. z o.o.
Address: ul. Bartłomiej 16 Gracze 55-605 Krakow Poland
City: Krakow
ZIP / Postal code: 31-000
Country: Poland
Date: 10/16/2023

Signature: 

ve-00001

[pdf] Specifications Declaration of Conformity

Antenna Specification Daniela Eckert 17 BEACHBOOM AntSpec p1 Boompods EU Sp z o Waterproof speaker 2A36Q 2A36QBEACHBOOM beachboom

Boompods EU Sp. z o.o Declaration concerning Antenna Specification It is hereby declared that the product Model No.: BEACHBOOM, BEABLK BEACHBOOM-Black , **BEAWHT** BEACHBOOM-White , BEABLU BEACHBOOM-Blue , BEAPIN BEACHBOOM-PINK , BEACAM BEACHBOOM-CAMO FCC ID : 2A36Q-BEACHBOOM fulfills the requireme...

lang:en score:28 filesize: 80.49 K page_count: 1 document date: 2023-10-16