

Manuals+

[Q & A](#) | [Deep Search](#) | [Upload](#)

manuals.plus /

- › [Zinus](#) /
- › [ZINUS 10 Inch Full True Support Hybrid Mattress Instruction Manual](#)

Zinus ZU-MSSB1VZI-10F

ZINUS 10 Inch Full True Support Hybrid Mattress Instruction Manual

Comprehensive guide for your ZINUS True Support Hybrid Mattress (Model: ZU-MSSB1VZI-10F)

INTRODUCTION

This manual provides essential information for the setup, use, and maintenance of your ZINUS 10 Inch Full True Support Hybrid Mattress. Designed for responsive support and comfort, this mattress features individually wrapped coils and CertiPUR-US® certified foams for a medium feel and motion isolation. Please read through these instructions carefully to ensure optimal performance and longevity of your product.



Image: The ZINUS 10 Inch Full True Support Hybrid Mattress, showcasing its design and placement on a bed frame.

PRODUCT OVERVIEW

The ZINUS True Support Hybrid Mattress is engineered to provide a balanced sleep experience. Key features include:

- **Custom Comfort:** Individually wrapped coils topped with conforming layers of not-too-soft comfort foam provide motion isolation and the perfect level of pressure relief for you as you rest.
- **Durable Design:** Constructed for lasting use, supporting up to 500 lbs for full size and larger.
- **Certified Safe Materials:** Crafted from high-quality CertiPUR-US certified foam and wrapped with an OEKO-TEX certified mattress cover that ensure no use of harmful chemicals for safer, healthier sleep.
- **Convenient Shipping:** Delivered compressed in a box for easy transport and setup.



Image: Visual representation of key mattress benefits: motion isolation, customized support, and a 10-year guarantee.

SETUP INSTRUCTIONS

1. **Unpack the Mattress:** Carefully remove the mattress from its shipping box. Place the rolled, compressed mattress on your bed frame or foundation.
2. **Remove Packaging:** Gently cut and remove the outer plastic wrapping. Be cautious not to cut the mattress fabric. The mattress will begin to decompress.

3. **Allow for Expansion:** Unroll the mattress completely. Allow 24 to 72 hours for the mattress to fully expand to its original shape and firmness. Ventilation in the room can assist this process.



Image: Illustration of the mattress unboxing process, highlighting its compact packaging.

Setup Video Guide

Your browser does not support the video tag.

Video: An official Zinus video demonstrating the unboxing and setup process for the True Support Hybrid Mattress (Small box version).

OPERATING & USAGE

Your ZINUS True Support Hybrid Mattress is designed for optimal sleep. Here are some aspects of its operation:

- **Medium Feel:** The mattress offers a medium firmness, providing a balance of softness and support suitable for various sleeping positions.
- **Motion Isolation:** The individually wrapped coils minimize motion transfer, ensuring that movements on one side of the bed do not disturb a partner.
- **Pressure Relief:** The comfort foam layers adapt to your body's contours, relieving pressure points without a significant "sink-in" sensation.



Image: A close-up of the mattress surface, demonstrating its soft yet supportive feel and highlighting safety certifications.

MAINTENANCE

To maintain the quality and longevity of your ZINUS mattress, follow these care instructions:

- **Spot Clean Only:** For spills or stains, clean the affected area using a mild detergent and a damp cloth. Do not saturate the mattress.
- **Avoid Harsh Chemicals:** Do not use harsh cleaning agents or abrasive materials, as these can damage the mattress fabric and foam.
- **Protect from Moisture:** Use a mattress protector to guard against spills and moisture, which can compromise the mattress's integrity.
- **Ventilation:** Ensure adequate air circulation around the mattress to prevent moisture buildup and maintain freshness.

SPECIFICATIONS

Feature	Detail
Brand	Zinus
Model Number	ZU-MSSB1VZI-10F
Size	Full
Thickness	10 Inches

Product Dimensions	75"L x 54"W x 10"Th
Item Weight	61.5 pounds
Top Style	Euro Top
Cover Material	Microfiber
Number of Layers	3
Fill Material	Foam
Weight Limit	500 Pounds
Special Feature	Breathable, Low Motion Transfer
Care Instructions	Spot Clean Only
Assembly Required	No




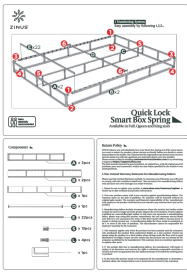



Image: Detailed dimensions of the ZINUS 10 Inch Full mattress.

WARRANTY & SUPPORT

Your ZINUS True Support Hybrid Mattress comes with a **10-year limited warranty**, providing peace of mind regarding manufacturing defects and material quality. For any questions, concerns, or warranty claims, please contact Zinus Customer Support. Details can typically be found on the Zinus official website or through your purchase platform.

- Warranty Duration:** 10 Years Limited
- Customer Support:** Refer to Zinus official channels for assistance.

 <p>Easy as 1-2-3 Assembly Instruction</p> <p>FBSSG1OC-3</p>	<p>ZINUS FBSSG1OC-3 Bed Frame Assembly Instructions</p> <p>Step-by-step assembly guide for the ZINUS FBSSG1OC-3 bed frame, including component lists and assembly steps. Easy to follow instructions for setting up your new Zinus bed frame.</p>
 <p>Easy as 1-2-3 Assembly Instruction</p> <p>ABS-1</p>	<p>ZINUS ABS-1 Easy 1-2-3 Assembly Instruction for Bed Frame</p> <p>Step-by-step assembly instructions for the ZINUS ABS-1 bed frame or box spring foundation. Includes component list, assembly diagrams, and return policy information.</p>
 <p>Easy as 1-2-3 Assembly Instruction</p> <p>FBSSG1OC-2</p>	<p>ZINUS FBSSG1OC-2 Assembly Instructions - Quick & Easy Setup</p> <p>A comprehensive guide to assembling the ZINUS FBSSG1OC-2 mattress foundation. This document provides a clear list of components and step-by-step instructions with detailed descriptions of diagrams for a smooth assembly process.</p>
 <p>Quick Lock Smart Box Spring</p>	<p>Zinus Quick Lock Smart Box Spring Assembly and Warranty Information</p> <p>Comprehensive guide to assembling the Zinus Quick Lock Smart Box Spring, including a 5-year limited warranty statement for manufacturing defects. Learn about components, assembly steps, and return policy.</p>
 <p>ZINUS Mattress 10 Year Worry-Free Limited Warranty</p>	<p>ZINUS Mattress 10 Year Worry-Free Limited Warranty</p> <p>Understand the ZINUS 10-year limited warranty for mattresses, covering defects in workmanship and materials. Learn about product registration, warranty validity, coverage limitations, exclusions, and consumer responsibilities for maintaining warranty coverage.</p>



[Zinus Justin 14 Inch Easy to Assemble Mattress Foundation Assembly Instructions](#)

Step-by-step assembly instructions for the Zinus Justin 14 Inch Mattress Foundation, a steel support system that eliminates the need for a box spring. Includes parts list and return policy.