

JIGOO T600

JIGOO T600 Mattress Vacuum Cleaner User Manual

Model: T600

Brand: JIGOO

INTRODUCTION

Thank you for choosing the JIGOO T600 Mattress Vacuum Cleaner. This powerful appliance is designed to provide a deep and hygienic cleaning for your mattresses, sofas, and other upholstered surfaces, effectively removing dust mites, allergens, and bacteria. Please read this manual carefully before use to ensure safe and optimal operation.

IMPORTANT SAFETY INSTRUCTIONS

- Read all instructions before using the appliance.
- Do not use outdoors or on wet surfaces.
- Always unplug the appliance from the power outlet before cleaning or maintenance.
- Keep hair, loose clothing, fingers, and all parts of the body away from openings and moving parts.
- Do not pick up anything that is burning or smoking, such as cigarettes, matches, or hot ashes.
- Do not use without dust cup and filters in place.
- Use only as described in this manual. Use only manufacturer's recommended attachments.
- If the supply cord is damaged, it must be replaced by the manufacturer, its service agent or similarly qualified persons in order to avoid a hazard.
- This appliance is not intended for use by persons (including children) with reduced physical, sensory or mental capabilities, or lack of experience and knowledge, unless they have been given supervision or instruction concerning use of the appliance by a person responsible for their safety.
- Children should be supervised to ensure that they do not play with the appliance.

PRODUCT OVERVIEW

The JIGOO T600 combines powerful suction with advanced features to ensure a thorough clean:

700W Motor with 15kPa Suction: Provides strong suction to lift dust mites and debris.

UV-C Light: Sterilizes surfaces and kills bacteria and mites.

- High-Frequency Vibration:** Loosens embedded dust and mites from deep within fabrics.
- 60°C Fast Heating:** Dries and disinfects surfaces, creating an unfavorable environment for mites.
- LED Display:** Shows real-time dust mite index and operational status.
- Dual Dust Cups:** Separates dust and mites for easier disposal and improved filtration.
- HEPA Filter:** Captures fine particles and allergens.



Front view of the JIGOO T600 Mattress Vacuum Cleaner, showcasing its sleek design and dust collection system.



Illustration demonstrating the 700W power and 15kPa suction of the JIGOO T600, highlighting its effectiveness against dust mites.



Diagram showing the thorough filtration system of the JIGOO T600, including the stainless steel filter screen and static filter sponge, and the detachable dust cup.



Close-up of the 800mW UV light on the JIGOO T600, with an inset showing the automatic safety protection that turns off the UV light when tilted.



Visual representation of the ultrasonic sterilization feature of the JIGOO T600, showing how high-frequency waves disrupt the dust mite reproductive cycle, with a before and after comparison of mite density.



Image illustrating the LED display of the JIGOO T600, showing the real-time dust mite index before and after cleaning, indicating the effectiveness of the device.



Collage of images demonstrating the versatile use of the JIGOO T600 on various surfaces, including mattresses, carpets, and sofas, in different household settings.


Exclusive Aroma-Diffused Mite Removal System

Sufficiently prevent dust mites from breeding through the incorporation of unique aroma and rapid diffusion technology.



Image highlighting the exclusive aroma-diffused mite removal system of the JIGOO T600, showing pleasant scents being released during operation to prevent mite breeding.

Einfach zu demontieren und leicht zu reinigen.



Step-by-step visual guide on how to easily disassemble and clean the JIGOO T600, including removing the dust cup, filter, and brush roll, and washing components.

Unpacking

Carefully remove the JIGOO T600 from its packaging. Retain the packaging for future storage or transport. Check all components against the packing list:

- JIGOO T600 Mattress Vacuum Cleaner unit
- Power cord
- User Manual (this document)
- Replacement HEPA filter (if included)

Assembly

The JIGOO T600 typically comes pre-assembled. Ensure the dust cups and filters are correctly installed before first use.

1. Ensure the main dust cup is securely attached to the unit.
2. Verify that the stainless steel filter screen and static filter sponge are properly seated inside the dust cup.
3. Connect the power cord to the appliance and then to a suitable power outlet.

OPERATING INSTRUCTIONS

Powering On/Off

To turn the appliance on, press the power button located on the handle. Press it again to turn off.

Cleaning Modes

The JIGOO T600 features different cleaning modes for optimal performance:

Smart Mode (A):

For daily cleaning. The device automatically adjusts suction and vibration based on the detected dust mite level. This mode provides efficient cleaning while conserving energy.

Pat Mode (Pat):

For deep cleaning. This mode provides continuous maximum suction and vibration for thorough removal of deeply embedded dust mites and allergens.



Illustration of the LED display showing "Smart" and "Pat" modes, indicating their respective functions for daily and deep cleaning.

Using the UV-C Light and Heating Function

The UV-C light and 60°C heating function activate automatically when the vacuum is in contact with a flat surface. For safety, the UV-C light will turn off if the device is lifted or tilted more than 15 degrees from the surface.

Monitoring Dust Mite Index

The integrated LED display provides a real-time dust mite index, allowing you to see the cleanliness level of your mattress. A higher percentage indicates more dust mites, while a lower percentage indicates a cleaner surface.

Aroma Diffusion (Optional)

If your model includes the aroma diffusion feature, you can insert an aroma capsule into the designated slot to release a pleasant scent during cleaning. This feature helps to create a fresh environment and can deter dust mites.

MAINTENANCE

Regular maintenance ensures optimal performance and extends the lifespan of your JIGOO T600.

Emptying the Dust Cups

It is recommended to empty the dust cups after each use, especially if the dust mite index remains high. The dual dust cup design allows for easy and hygienic disposal.

1. Press the release button to detach the dust cup assembly from the main unit.
2. Open the dust cup and carefully empty its contents into a waste bin.
3. For thorough cleaning, the dust cups can be rinsed with water. Ensure they are completely dry before reattaching.

Cleaning the Filters

The stainless steel filter screen and static filter sponge should be cleaned regularly to maintain suction power.

1. Remove the filters from the dust cup.
2. Tap the filters gently to remove loose dust.
3. Rinse the filters under running water. Do not use hot water or detergents.
4. Allow the filters to air dry completely for at least 24 hours before reinserting them. Using wet filters can damage the motor.

Cleaning the Brush Roll

Periodically check the brush roll for tangled hair or debris.

1. Turn off and unplug the appliance.
2. Locate the brush roll cover on the bottom of the unit and open it.
3. Remove the brush roll.
4. Use scissors or a cleaning tool to cut and remove any tangled hair or fibers.
5. Reinsert the brush roll and close the cover securely.

Einfach zu demontieren und leicht zu reinigen.



Visual guide demonstrating the easy disassembly of the JIGOO T600 components (dust cup, filters, brush roll) for cleaning, including rinsing parts with water.

TROUBLESHOOTING

Common Issues and Solutions

Problem	Possible Cause	Solution
Appliance does not turn on.	Not plugged in; Power outlet not working; Power button not pressed.	Ensure power cord is securely plugged into a working outlet. Press the power button firmly.
Low suction power.	Dust cups full; Filters clogged; Brush roll tangled; Obstruction in nozzle.	Empty dust cups. Clean or replace filters. Remove tangled hair from brush roll. Check for and remove any obstructions.
UV-C light not working.	Appliance not in contact with surface; Tilted too much; UV lamp faulty.	Ensure the appliance is flat on the surface. Avoid tilting the unit during operation. Contact customer support if the lamp is faulty.
Unusual noise.	Obstruction in brush roll or air path; Damaged motor.	Check for and remove any obstructions. If noise persists, contact customer support.
Dust mite index not changing.	Sensor dirty; No mites detected (already clean).	Clean the sensor area. If the area is already clean, the index will remain low.

If the problem persists after trying the above solutions, please contact JIGOO customer support.

SPECIFICATIONS

- Model:** T600
- Brand:** JIGOO
- Power:** 700W
- Suction Power:** 15kPa
- Noise Level:** 72 dB
- Heating Temperature:** 60°C (reaches in 5 seconds)
- Dust Cup Capacity:** 0.5L (approx. 479 grams)
- Filter Type:** HEPA Filter, Stainless Steel Filter Screen, Static Filter Sponge
- Special Features:** UV-C Light, High-Frequency Vibration, LED Display, Dual Dust Cups, Aroma Diffusion (optional), Corded
- Product Dimensions:** 32.89 x 27.18 x 18.8 cm
- Weight:** 2.72 kg

WARRANTY AND SUPPORT

JIGOO products are manufactured to the highest quality standards. This product comes with a standard manufacturer's warranty. Please refer to the warranty card included in your packaging for specific terms and conditions, or visit the official JIGOO website for more information.


For technical support, troubleshooting assistance, or warranty claims, please contact JIGOO customer service through the following channels:




- Website:** www.jigoo.com
- Email:** support@jigoo.com
- Phone:** Refer to your regional JIGOO support contact information.

When contacting support, please have your product model (T600) and purchase information ready.

© 2025 JIGOO. All rights reserved.

Related Documents

<div><p>JIGOO S100 Smart Mite Cleaner User Manual</p><p>Please read this manual carefully before use and keep it safe for future reference.</p></div>	<p>JIGOO S100 Smart Mite Cleaner User Manual: Dust, Allergy, and UV Sterilization Guide</p> <p>Comprehensive user manual for the JIGOO S100 Smart Mite Cleaner. Learn how to use, maintain, and troubleshoot your device for effective dust mite removal, allergen reduction, and UV sterilization of mattresses, bedding, and upholstery.</p>
--	--

<div><div>JIGOO</div><div>T600 Smart Mite Cleaner User Manual</div><div></div><div><small>Please read this manual carefully before use and keep it safe for future reference.</small></div></div>	<div>JIGOO T600 Smart Mite Cleaner User Manual</div> <div>Comprehensive user manual for the JIGOO T600 Smart Mite Cleaner, covering setup, operation, maintenance, troubleshooting, and safety instructions.</div>
<div><div>JIGOO</div><div>S100 Smart Mite Cleaner User Manual</div><div></div><div><small>Please read this manual carefully before use and keep it safe for future reference.</small></div></div>	<div>JIGOO S100 Smart Mite Cleaner User Manual</div> <div>Comprehensive user manual for the JIGOO S100 Smart Mite Cleaner, detailing product features, operating instructions, maintenance procedures, troubleshooting tips, specifications, and compliance information for effective mite removal from household textiles.</div>
<div><div>JIGOO</div><div>V700 Cordless Vacuum Cleaner Instruction Manual</div><div></div><div><small>Please read this manual carefully prior to use and retain it properly.</small></div></div>	<div>Jigoo V700 Cordless Vacuum Cleaner Station User Manual - Setup & Operation Guide</div> <div>Official user manual for the Jigoo V700 Cordless Vacuum Cleaner Station. Find detailed instructions on setup, charging, maintenance, troubleshooting, and specifications.</div>

Documents - JIGOO – T600



[\[pdf\]](#) User Manual Instructions

Jigoo T600 Bed Mattress Vacuum Cleaner User Manual T600 User Manual JIGOO v 1709141275 cdn shopify s files 1 0815 5381 7945 |||

T600 Smart Mite Cleaner User Manual Please read this manual carefully before use and keep it safe for future reference. EN Important Safety Instructions When using an electrical appliance, basic safety instructions should always be followed, including the following: Read all instructions before u...

lang:en **score:41** filesize: 12.39 M page_count: 15 document date: 2024-02-28



JIGOO T600 Smart Mite Cleaner User Manual

Comprehensive user manual for the JIGOO T600 Smart Mite Cleaner, covering setup, operation, maintenance, troubleshooting, and safety instructions.
lang:en score:28 filesize: 12.51 M page_count: 15 document date: 2023-08-08

General	Brand: JIGOO Type: Bed Mattress Vacuum Cleaner Model: T600 Color: White
Specifications	Rated Voltage: 120V 60Hz Rated Power: 700W Brush Roller Material: Metal Suction Power: 15KPa UV Light Power: 800mW Dust Cup Capacity: 0.5L Filter Type: MIF Suction Port Width: 230mm Hot Wind Temperature: 60°C Working Noise: 57dB
Features	Aroma Diffusion: Yes Separate Dust Cup: Yes Dust Mite Sensor: Yes Ultrasonic Function: Yes LED Screen: Yes Working Mode: Two
Weight & Size	Product Weight: 2.3kg Package Weight: 2.5kg Product Size(L x W x H): 329 x 272 x 188mm Package Size(L x W x H): 375 x 266 x 245mm

[pdf] User Manual Specifications Catalog

Administrator JIGOO Type Bed Mattress Vacuum Cleaner Model T600 Color Rated Voltage 120V 60Hz
Power 700W Brush Roller Material Metal Suction 15KPa UV Light 800mW Dust Cup Capacity 0.5L
af0f5e93 04ae 4924 b883 4e26bdcd7949 images thdstatic catalog Images af |||
General Brand: JIGOO Type: Bed Mattress Vacuum Cleaner Model: **T600** Color:
White Specifications Rated Voltage: 120V 60Hz Rated Power: 700W Brush Roller
Material: Metal Suction Power: 15KPa UV Light Power: 800mW Dust Cup Capacity:
0.5L Filter Type: MIF Suction Port Width: 230mm Hot Wind Temperature...
lang:tl score:26 filesize: 58.93 K page_count: 2 document date: 2024-09-25

General	Brand: JIGOO Type: Bed Mattress Vacuum Cleaner Model: T600 Color: Grey
Specifications	Rated Voltage: 120V 60Hz Rated Power: 700W Brush Roller Material: Metal Suction Power: 15KPa UV Light Power: 800mW Dust Cup Capacity: 0.5L Filter Type: MIF Suction Port Width: 230mm Hot Wind Temperature: 60°C Working Noise: 57dB
Features	Aroma Diffusion: Yes Separate Dust Cup: Yes Dust Mite Sensor: Yes Ultrasonic Function: Yes LED Screen: Yes Working Mode: Two
Weight & Size	Product Weight: 2.3kg Package Weight: 2.5kg Product Size(L x W x H): 329 x 272 x 188mm Package Size(L x W x H): 375 x 266 x 245mm

[pdf] User Manual Specifications Catalog

Administrator JIGOO Type Bed Mattress Vacuum Cleaner Model T600 Color Rated Voltage 120V 60Hz
Power 700W Brush Roller Material Metal Suction 15KPa UV Light 800mW Dust Cup Capacity 0.5L
db962dff e1c0 4770 8a8c 681d61e0de5d images thdstatic catalog Images db |||
General Brand: JIGOO Type: Bed Mattress Vacuum Cleaner Model: **T600** Color: Grey
Specifications Rated Voltage: 120V 60Hz Rated Power: 700W Brush Roller Material:
Metal Suction Power: 15KPa UV Light Power: 800mW Dust Cup Capacity: 0.5L Filter
Type: MIF Suction Port Width: 230mm Hot Wind Temperature:...
lang:tl score:26 filesize: 58.93 K page_count: 2 document date: 2024-09-25



[pdf] User Manual Instructions

20230808 T600 V1 4 JIGOO Dual Cup Smart Mite Cleaner US Plug White 20230808T600V1
geekbuying mediafire file ulm3b3191sdpqhr |||

T600 Smart Mite Cleaner User Manual Please read this manual carefully before use and keep it safe for future reference. EN Important Safety Instructions When using an electrical appliance, basic safety instructions should always be followed, including the following: Read all instructions before u...

lang:en score:26 filesize: 12.33 M page_count: 15 document date: 2023-08-08

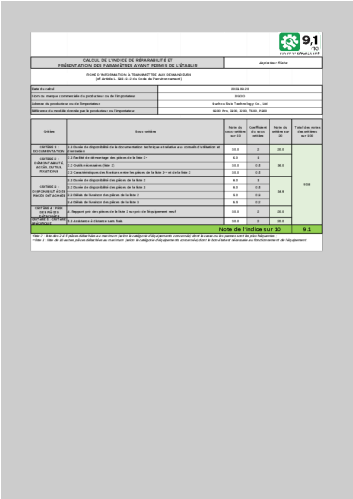


[pdf] User Manual

Jigoo T600 Bed Mattress Vacuum Cleaner User Manual EU Download v 1708052284 cdn shopify s files 1
0777 3870 5206 |||

...

lang:en score:21 filesize: 4.42 M page_count: 34 document date: 2024-02-16



[pdf] Documentation

ADEME Note de l'indice sur 10 9 1 BUT Sep 20 2023 · CALCUL DE L'INDICE RÉPARABILITÉ ET PRÉSENTATION DES PARAMÈTRES AYANT PERMIS ÉTABLIR Aspirateur filaire 6976164030013 IR
media but fr products |||

CALCUL DE L'INDICE DE RPARABILIT ET PRSENTATION DES PARAMTRES AYANT PERMIS DE L TABLIR FICHE D INFOR ... ortateur Aspirateur filaire
2023.09.20 JIGOO Suzhou Ruix Technology Co., Ltd S300 Pro, J300, J200, **T600**,
P300 Critre Sous-critre Note du Coefficient sous-critre du sous sur 10 critre Note du
C...

lang:fr score:17 filesize: 126.9 K page_count: 1 document date: 2024-01-19