

[Manuals.plus](#) /

› [Samsung](#) /

› SAMSUNG Galaxy XCover6 Pro 5G SM-G736 User Manual

Samsung SM-G736

SAMSUNG Galaxy XCover6 Pro 5G SM-G736 User Manual

Model: SM-G736

INTRODUCTION

This manual provides essential information for the proper setup, operation, and maintenance of your SAMSUNG Galaxy XCover6 Pro 5G smartphone. Please read this manual thoroughly before using your device to ensure safe and optimal performance.



Image: Front and back view of the SAMSUNG Galaxy XCover6 Pro 5G smartphone.

SETUP

1. Package Contents

Verify that your package contains the following items:

- SAMSUNG Galaxy XCover6 Pro 5G (SM-G736)
- Adapter
- Battery (pre-installed or separate)

Note: Other accessories may be sold separately.

2. Battery Installation and Charging

The Galaxy XCover6 Pro features a replaceable battery. If the battery is not pre-installed, carefully align and insert it into the designated compartment. To charge the device:

1. Connect the adapter to a power outlet.
2. Connect the adapter cable to the phone's charging port.

The device supports 15W fast charging. Ensure the battery is installed for charging.

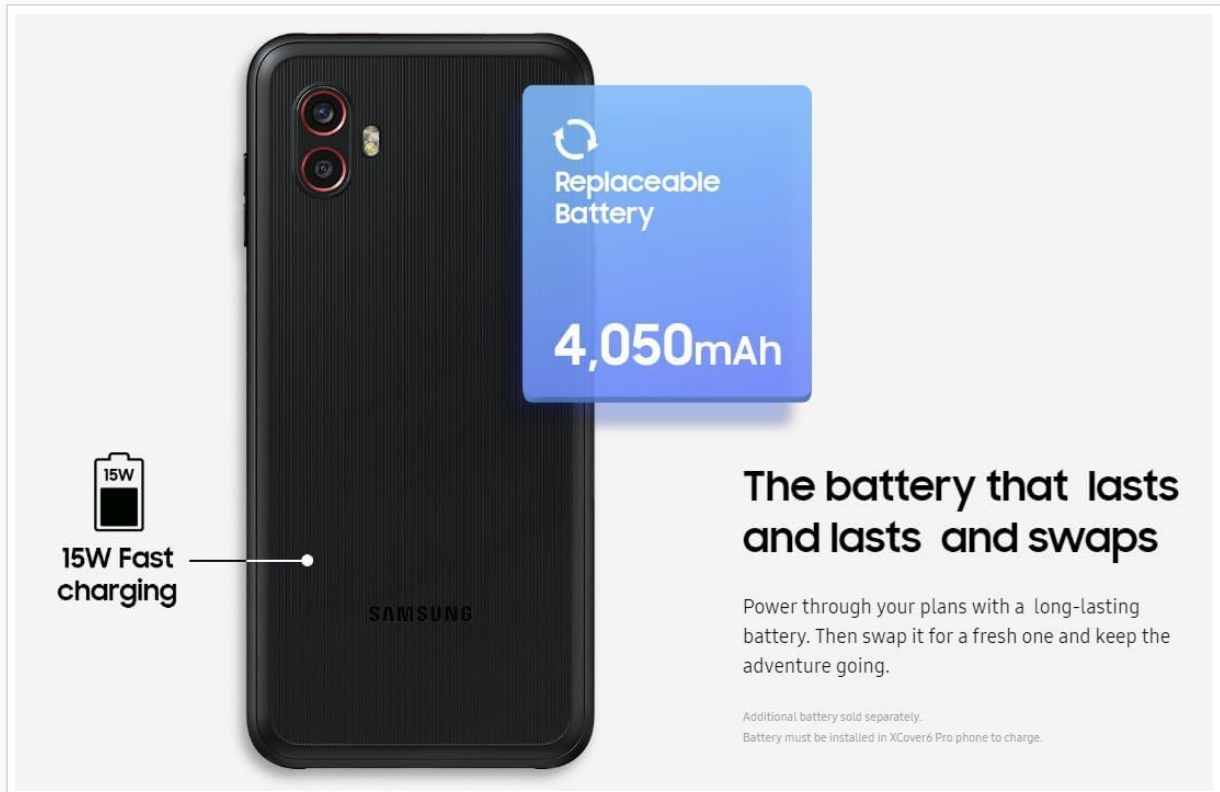


Image: Illustration showing the replaceable battery feature and 15W fast charging capability of the Galaxy XCover6 Pro.

3. SIM Card and Memory Card Installation

Refer to the device's quick start guide or on-screen instructions for proper insertion of your AT&T SIM card and any optional microSD card.

OPERATING INSTRUCTIONS

1. Power On/Off

- To power on: Press and hold the Power key until the Samsung logo appears.
- To power off: Press and hold the Power key, then select "Power off" from the options.

2. Touchscreen Operation

The Galaxy XCover6 Pro features a sensitive touchscreen designed to work even when wet or with gloves up to 2mm thick.

- **Tap:** Lightly touch the screen to select an item or launch an application.
- **Swipe:** Drag your finger across the screen to navigate through pages or lists.
- **Pinch:** Use two fingers to zoom in or out on images or web pages.

Stay in touch. Even in gloves.

With an advanced touchscreen, use your phone no matter what's on your hands.

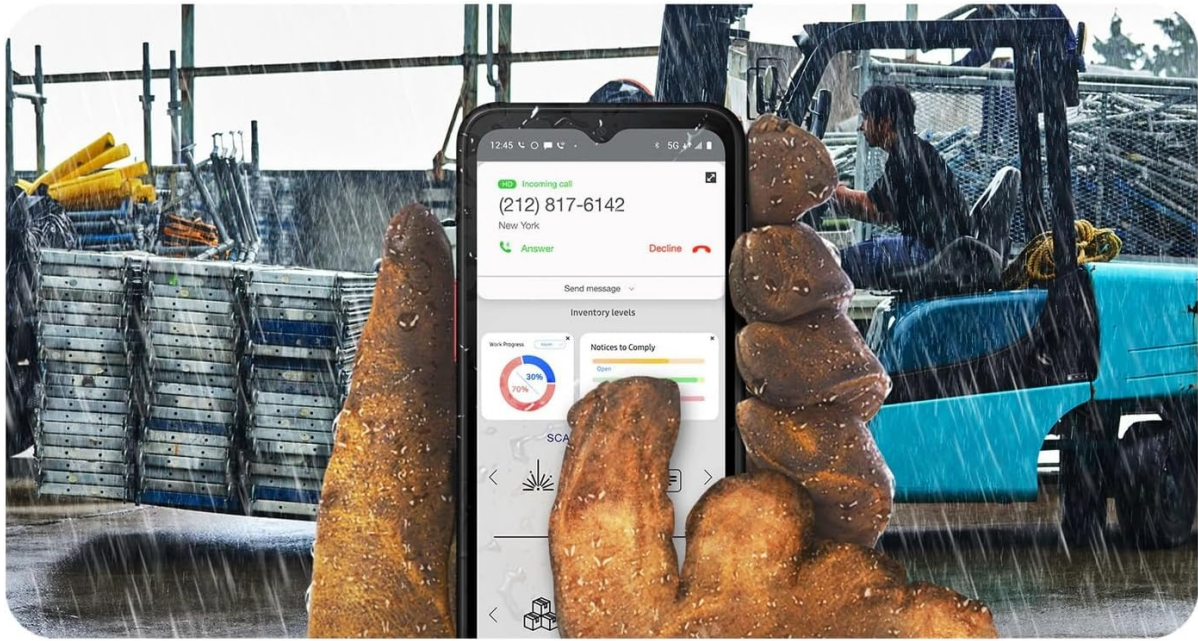


Image: The Galaxy XCover6 Pro 5G demonstrating its sensitive touchscreen functionality, allowing operation even with gloves on in challenging conditions.

3. Connectivity

The device supports advanced wireless technologies:

- **5G Cellular:** For high-speed mobile data (AT&T service only).
- **Wi-Fi 6E:** For fast local network connections.
- **GPS:** For location services and navigation.

4. Customizable Features

The Galaxy XCover6 Pro includes customizable hot keys that can be configured for various functions, such as turning the smartphone into a scanner or a walkie-talkie. Refer to the device settings for customization options.

MAINTENANCE

1. Durability and Protection

The Galaxy XCover6 Pro is designed for durability:

- **MIL-STD-810H Compliant:** Withstands drops and impacts.
- **IP68 Rated:** Resistant to dust, dirt, sand, and water immersion up to 1.5 meters for 30 minutes.
- **Gorilla Glass Victus+:** Enhanced screen protection against scratches and drops.



Image: The Galaxy XCover6 Pro 5G demonstrating its IP68 water and dust resistance, with water droplets and dust particles on its surface.

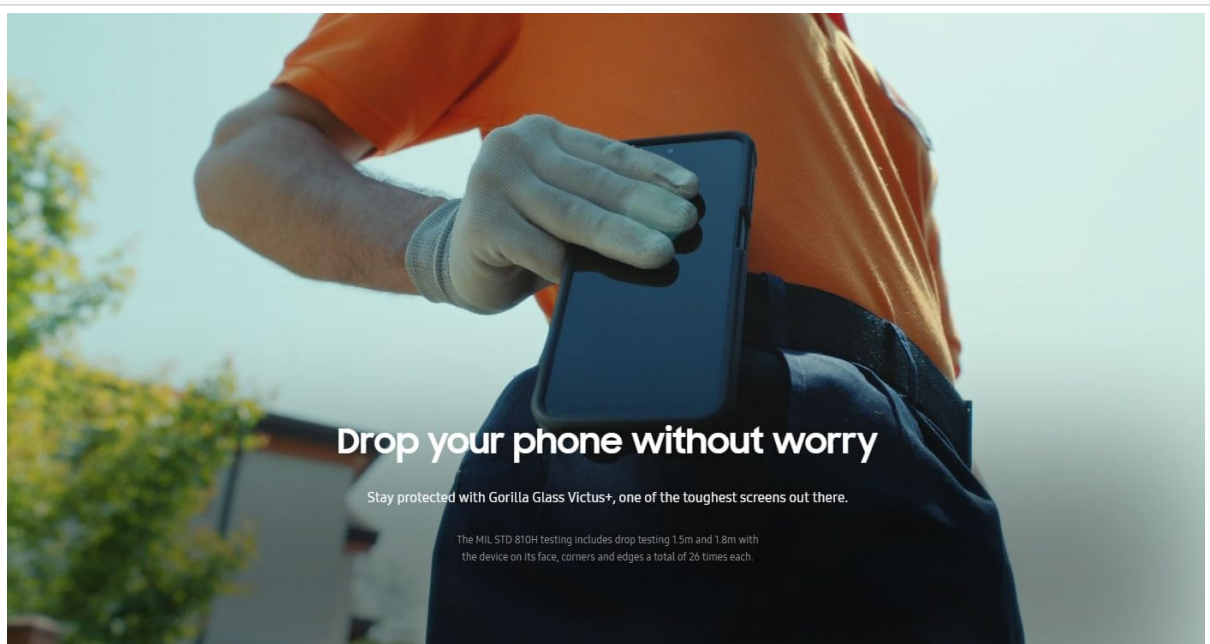


Image: A person dropping the Galaxy XCover6 Pro 5G, illustrating its MIL-STD-810H drop protection and Gorilla Glass Victus+ screen.

2. Cleaning

To clean your device, use a soft, lint-free cloth. For stubborn dirt, slightly dampen the cloth with water. Avoid harsh chemicals or abrasive materials.

3. Battery Care

To maximize battery life, avoid exposing the device to extreme temperatures. If the battery performance degrades, it can be replaced with a new one (sold separately).

TROUBLESHOOTING

If you encounter issues with your device, try the following steps:

- **Restart the device:** A simple restart can resolve many minor software glitches.
- **Check connections:** Ensure all cables are securely connected.
- **Update software:** Check for and install any available software updates.
- **Factory reset:** As a last resort, you may perform a factory reset. **Warning:** This will erase all data on your device. Back up important information before proceeding.

For more detailed troubleshooting, refer to Samsung's official support resources.

SPECIFICATIONS

Feature	Detail
Model Number	SM-G736
Operating System	Android
Screen Size	6.6 Inches
Resolution	1080 x 2408
Refresh Rate	120 Hz
RAM	6 GB
Storage Capacity	128 GB
Battery Capacity	4050 mAh
Phone Talk Time	Up to 20.05 Hours
Wireless Carrier	AT&T
Cellular Technology	5G
Connectivity	Wi-Fi 6E, GPS
Durability Rating	MIL-STD-810H, IP68
Dimensions	6 x 4 x 2 inches
Weight	8 ounces
Color	Black

WARRANTY AND SUPPORT

This SAMSUNG Galaxy XCover6 Pro 5G is a renewed product. Specific warranty terms may vary depending on the seller and the renewal program. Please refer to the purchase documentation or contact your seller for detailed warranty information.

For general product support, software updates, and additional resources, please visit the official Samsung support website or contact Samsung customer service.

For AT&T service-related inquiries, please contact AT&T customer support.