

## MSXTTLY U2A Wireless Android Auto

# MSXTTLY U2A Wireless Android Auto Adapter User Manual

Model: U2A Wireless Android Auto

## 1. PRODUCT OVERVIEW

The MSXTTLY U2A Wireless Android Auto Adapter is designed to convert your car's wired Android Auto system into a wireless one, providing a seamless and convenient connection for your Android smartphone. This adapter eliminates the need for USB cables, allowing for automatic and quick connection to your car's infotainment system.



Image: The MSXTTLY U2A Wireless Android Auto Adapter, a compact black device, shown with its accompanying USB-A to USB-C and USB-A to USB-A adapter cables, illustrating its versatile connectivity options.

### Key Features:

- Wireless Android Auto connectivity
- Fast and automatic connection
- Compact and portable design
- Supports various USB connection methods
- Compatible with Android 11.0 and above

## 2. SETUP GUIDE

Follow these steps to set up your MSXTTLY U2A Wireless Android Auto Adapter:

### 1. Connect the Adapter to Your Car:

Plug the MSXTTLY U2A adapter into your car's USB port that supports wired Android Auto. Use the appropriate USB adapter (USB-A to USB-C or USB-A to USB-A) if needed to match your car's port type.

## THE JOY OF DRIVING



Image: A visual guide illustrating the three-step connection process: 1) Plugging the adapter into the car's USB port, 2) Pairing with the adapter via phone's Bluetooth and Wi-Fi, and 3) Enabling wireless Android Auto on the car's display.

# 4X Connection Methods



Image: This image displays four different ways to connect the adapter: directly into a built-in USB port, using a 90-degree USB adapter, and via USB-A to USB-C or USB-A to USB-A data cables, highlighting its adaptability to various car setups.

## 2. Pair with Your Android Phone:

On your Android phone, turn on both Wi-Fi and Bluetooth. Search for available Bluetooth devices and select the adapter (usually named 'smartBox-xxxx' or similar) to pair. Follow any on-screen prompts on your phone.

## 3. Enable Wireless Android Auto:

Once paired, your car's infotainment system should automatically detect the adapter and prompt you to enable wireless Android Auto. Confirm the connection on your car's screen.

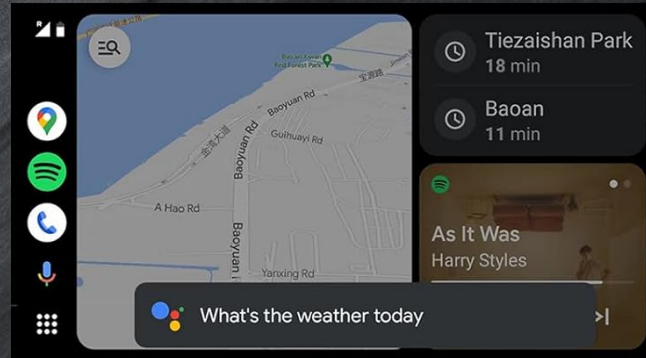
## 3. OPERATING INSTRUCTIONS

Once successfully connected, the MSXTTLY U2A adapter provides a seamless wireless Android Auto experience. The connection typically establishes within 5-10 seconds after starting your vehicle.



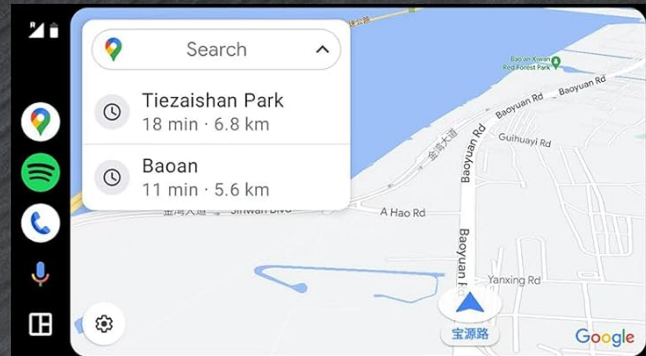
## VOICE CONTROL

You can use phone, music, OK, Google



## GPS NAVIGATION

You can use a-p-p-le google, waze map



## ONLINE MUSIC

You can use youtube music, spotify, amz music

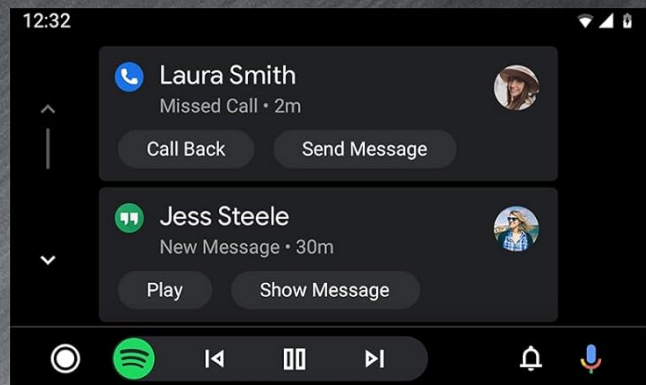


Image: A visual representation emphasizing the rapid connection speed of the adapter, indicating it connects in 5 to 10 seconds, ensuring quick access to Android Auto features.

### Features Accessible via Wireless Android Auto:

- **Voice Control:** Use voice commands for navigation, calls, messages, and music playback (e.g., "Hey Google").
- **GPS Navigation:** Access your preferred navigation apps like Google Maps or Waze directly on your car's display.
- **Online Music & Media:** Stream music from apps such as Spotify, YouTube Music, and Amazon Music.
- **Messaging & Calls:** Make and receive calls, and send/read messages hands-free.

# HOW DOES THE U2A-AIR CONNECT?



## 1 AA CONNECTED TO CAR PORT

Plug the adapter in car USB port

## 2 PAIRING WITH THE AA

Turn on the WiFi and Bluetooth of the mobile phones, then click on the Bluetooth device for pairing.



## 3 COMPLETE

Enable wireless Android Auto

Image: This composite image showcases the user interface of Android Auto, highlighting key functionalities such as voice control integration with Google Assistant, GPS navigation with map displays, and online music streaming capabilities.

## 4. MAINTENANCE

To ensure the longevity and optimal performance of your MSXTTLY U2A Wireless Android Auto Adapter, please follow these maintenance guidelines:

- **Keep Dry:** Avoid exposing the adapter to water or excessive moisture.
- **Temperature Control:** Do not expose the device to extreme temperatures (hot or cold).
- **Clean Gently:** Use a soft, dry cloth to clean the adapter. Do not use harsh chemicals or abrasive cleaners.
- **Handle with Care:** Avoid dropping or subjecting the adapter to strong impacts.
- **Firm Connections:** Ensure all cable connections are firm but do not force them.

## 5. TROUBLESHOOTING

If you encounter issues with your MSXTTLY U2A Wireless Android Auto Adapter, refer to the following common problems and solutions:

### Common Issues & Solutions:

- **No Connection or Frequent Disconnections:**

- Ensure your car supports wired Android Auto from the factory. This adapter is not compatible with non-factory wired AA cars or iPhones/CarPlay.
- Verify your Android phone's operating system is Android 11.0 or above.
- Check that both Bluetooth and Wi-Fi are enabled on your phone.
- Try restarting your car's infotainment system and your phone.
- Unplug the adapter and plug it back in.
- Ensure the USB cable and adapters are securely connected and not damaged.

- **Slow Connection or Lag:**

- Ensure there are no other devices interfering with Bluetooth or Wi-Fi signals in the car.
- Check for any available firmware updates for the adapter (refer to manufacturer's website if applicable).

- **Audio Issues:**

- Verify the car's audio source is set correctly to Android Auto.
- Check volume levels on both your phone and car system.

# WIDE COMPATIBILITY



## For Car:



For Chevrolet



For RAM



For Jeep



For GMC



For Ford



For Subaru



For Mazda



For VW



For Honda



For Hyundai



For Toyota



600+ More

## TIPS:

### NOT Compatible With:

For iPhones/car stereos, Nonfactory wired AA cars

Image: A comprehensive compatibility chart indicating that the adapter works with numerous car brands (e.g., Chevrolet, Ford, Toyota) and requires Android 11.0 or above on smartphones. It also explicitly states incompatibility with iPhones/CarPlay and non-factory wired Android Auto systems.

## 6. SPECIFICATIONS

Feature	Description
Brand	MSXTTLY
Model Number	U2A Android Auto sans fil
Color	Black
Connectivity Technology	USB



Feature	Description
Wireless Communication Standard	5.8 GHz Radio Frequency
Bluetooth Compatibility	Yes
Special Features	Wireless Design, Easy Installation
Compatible Devices	Smartphone, Tablet
Material	Plastic
Power Source	Electric Cable
Country of Origin	China

## 7. WARRANTY AND SUPPORT

The MSXTTLY U2A Wireless Android Auto Adapter comes with a one-year manufacturer's warranty.

### Customer Support:

For any questions, technical assistance, or warranty claims, please contact MSXTTLY Global customer support. We offer worry-free after-sales support to ensure your satisfaction.

Please refer to the contact information provided with your purchase or visit the official MSXTTLY website for support details.

### Related Documents - U2A Wireless Android Auto

	<p><a href="#">U2A-L9 Android Auto Wireless Adapter User Manual - MSXTTLY</a></p> <p>Comprehensive user manual for the MSXTTLY U2A-L9 Android Auto Wireless Adapter. Learn how to connect, upgrade firmware, and troubleshoot common issues for a seamless wireless Android Auto experience.</p>
--	--

<div><div>Connection Steps</div><div><div>WIRELESS ANDROID AUTO</div><div><div>1. Insert and set up the adapter in your smartphone and connect it to the vehicle's USB port.</div><div>2. Open the Android Auto app on your smartphone and follow the on-screen instructions to set up the adapter.</div><div>3. Open the Android Auto app on your smartphone and follow the on-screen instructions to set up the adapter.</div><div>4. Open the Android Auto app on your smartphone and follow the on-screen instructions to set up the adapter.</div><div>5. Open the Android Auto app on your smartphone and follow the on-screen instructions to set up the adapter.</div><div>6. Open the Android Auto app on your smartphone and follow the on-screen instructions to set up the adapter.</div></div></div><div><div>2. Plug your smartphone into the vehicle's Bluetooth.</div></div></div>	<p><a href="#">MSXTTLY Android Auto Wireless Adapter Connection Steps</a></p> <p>A guide to connecting the MSXTTLY Android Auto Wireless Adapter to your smartphone and vehicle, enabling wireless Android Auto functionality.</p>
	<p><a href="#">U2C-AIR Pro Wireless CarPlay Adapter User Manual</a></p> <p>User manual for the U2C-AIR Pro Wireless CarPlay Adapter, providing setup instructions, firmware upgrade guide, troubleshooting tips, and contact information for MSXTTLY.</p>
<div><div>Connection Diagram</div><div>1. Connect to the USB Data Port</div><div><div><div>Page A</div><div>Page B</div><div>Page C</div><div>Page D</div></div></div><div><div>NOTE: The adapter should be plugged in a Apple CarPlay enabled USB port, when there are multi USB port in your car.</div></div></div>	<p><a href="#">MSXTTLY Wireless CarPlay Adapter U2C-AIR Connection Guide</a></p> <p>Detailed instructions for setting up the MSXTTLY U2C-AIR Wireless CarPlay Adapter with your iPhone and compatible car models. Covers USB connection and Bluetooth pairing for seamless CarPlay integration.</p>
<div><div>U2C-AIR</div><div>CarPlay Wireless Adapter</div><div>User Manual</div><div>The U2C-AIR Wireless CarPlay adapter is for converting wired CarPlay to a wireless unit, supporting original car units equipped with OEM wired CarPlay, and aftermarket radios, such as for Sony, Kenwood, Alpine, Pioneer, JVC, Kenwood, etc.</div><div><div>Scan QR Code for Further Details &amp; FAQ</div></div><div>Version:U2C-AIR-02C-AIR-01</div></div>	<p><a href="#">U2C-AIR Wireless CarPlay Adapter User Manual</a></p> <p>User manual for the U2C-AIR Wireless CarPlay Adapter, detailing setup, connection to iPhone, firmware updates, and support information. Converts wired CarPlay to wireless for compatible car units and aftermarket radios.</p>
<div><div>U2A-AIR</div><div>ANDROID AUTO WIRELESS ADAPTER</div><div>User Manual</div><div>The U2A-AIR Android auto wireless adapter is for converting wired Android auto to wireless unit, supporting original car units equipped with OEM wired Android auto, and aftermarket radios, such as for Sony, Kenwood, Alpine, Pioneer, JVC, Kenwood, etc.</div><div><div>Scan QR Code for Further Details &amp; FAQ</div></div><div>Version:U2A-AIR-02A-AIR-01</div></div>	<p><a href="#">U2A-AIR Android Auto Wireless Adapter User Manual</a></p> <p>User manual for the U2A-AIR Android Auto Wireless Adapter, detailing connection steps, firmware upgrades, and troubleshooting for wireless Android Auto connectivity.</p>