

Manuals+

[Q & A](#) | [Deep Search](#) | [Upload](#)

manuals.plus /

› [SYLVOX](#) /

› [SYLVOX Smart Outdoor TV User Manual](#)

SYLVOX Deck Pro 2.0 (43 inch)

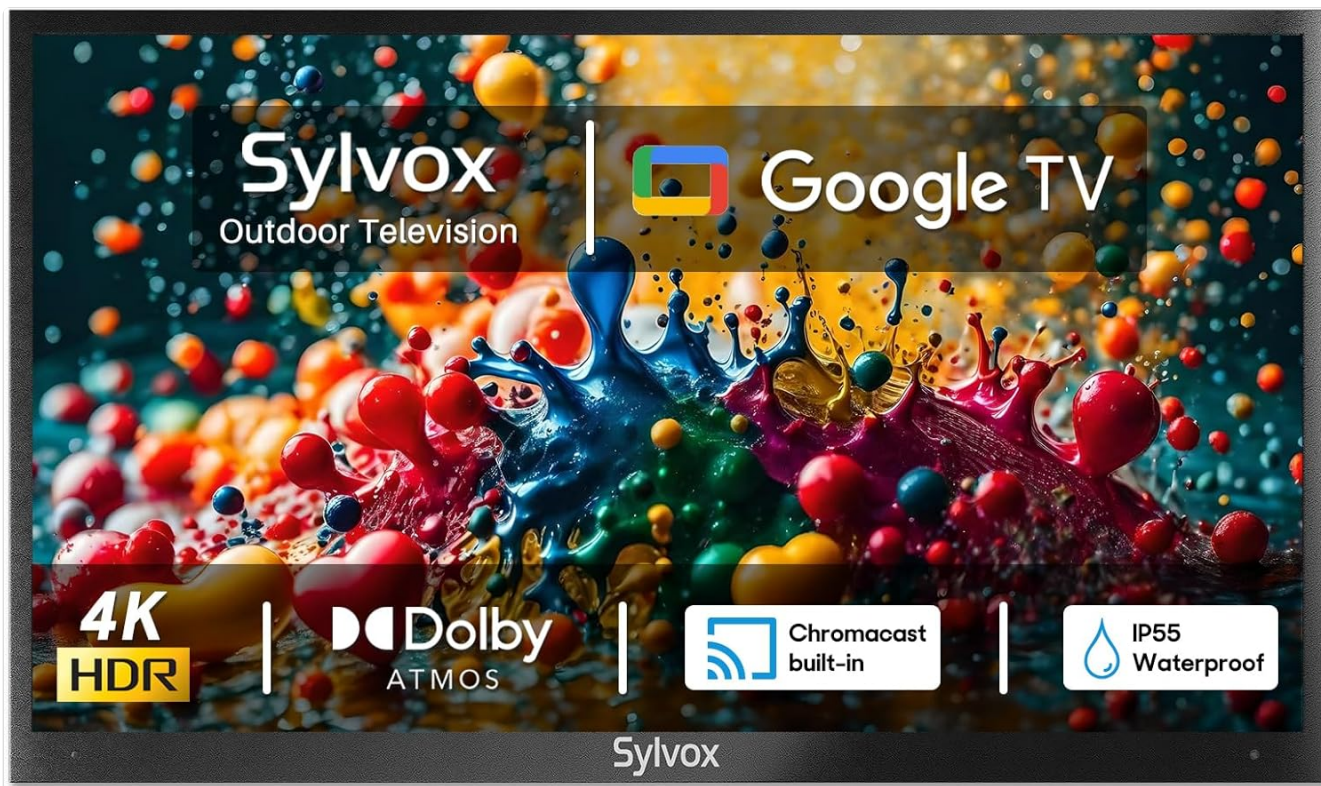
SYLVOX Smart Outdoor TV User Manual

Model: Deck Pro 2.0 (43 inch)

Brand: SYLVOX

INTRODUCTION

This manual provides comprehensive instructions for the setup, operation, and maintenance of your SYLVOX Smart Outdoor TV. Designed for outdoor use, this television features 4K Ultra HD resolution, Dolby Atmos sound, and an IP55 waterproof rating, ensuring year-round entertainment in various weather conditions. It is powered by the Google TV platform, offering a wide range of applications and smart features.



Front view of the SYLVOX Smart Outdoor TV, highlighting its display and branding.

WHAT'S IN THE BOX

Verify that all the following items are included in your package:

- 43 inch Outdoor Smart TV
- Voice Remote Control
- User's Manual
- Warranty Card
- Power Cord

Sylvox

43" Deck Pro 2.0



Remote Control

Dimensions:	What's in the box:
Product Dimension: 38.40 x 22.56 x 3.45 inch Packing Dimention: 44.29x9.25x28.54 inch TV Weight: 32.2 lb	<ul style="list-style-type: none">• Voice remote control• Power Cord• Batteries (AAA x 2)• User's manual• Warranty Card• Screws


An illustration showing the television's dimensions and all included accessories in the packaging.

SETUP

Physical Installation

Mounting Options

The SYLVOX Outdoor TV is designed for versatile installation, including wall mounting or placement on a mobile stand. Ensure the mounting solution is compatible with VESA standards.







Side profile of the television, showing its robust metal casing.




Rear view of the television, showing the mounting points and sealed back panel.

Connecting Peripherals

The TV features a sealed back panel to protect ports from outdoor elements. To access the ports, carefully unscrew the back cover.

Port Type	Description
HDMI	3 HDMI Inputs (HDMI1, HDMI2, HDMI3) for connecting external devices like gaming consoles, Blu-ray players, or streaming sticks.
RJ45	Ethernet port for wired network connection.
Optical Out	Digital audio output for connecting to soundbars or audio receivers.
Coaxial	Antenna/Cable input for receiving broadcast signals.
USB	2 USB-A ports for connecting USB devices (e.g., flash drives for media playback).



Close-up view of the TV's sealed back panel, showing the various input and output ports.

Initial Power On & Network Setup

Upon first power-on, follow the on-screen prompts to connect to your Wi-Fi network and complete the initial Google TV setup. This includes signing into your Google account for personalized content and app access.

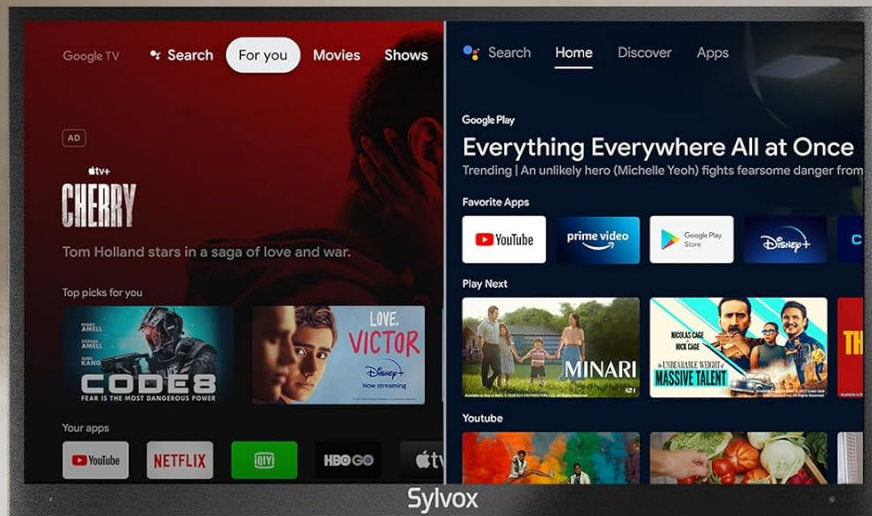
OPERATING YOUR TV

Google TV OS Overview

Your SYLVOX Outdoor TV runs on the upgraded Google TV platform, providing a user-friendly interface with personalized recommendations and easy access to a vast library of apps.

Which TV is Better for you

 Google TV or  androidtv



	Google TV	Android TV
User-content Focussed Interface	✓	✗
Live TV	✓	✗
Mobile Remote	✓	✓
Watchlist from Mobile Device	✓	✗
Individual User Profile	✓	✗
Parental Control & Kids Profile	✓	✗
Full Smart Home Integration	✓	✓
Basic TV Mode	✓	✗

A visual comparison highlighting the user interface and features of Google TV compared to Android TV.

Your browser does not support the video tag.

Official product video showcasing the smart features and outdoor capabilities of the Sylvox Deck Pro 2.0 TV.

Remote Control Functions

The included voice remote control uses Bluetooth for seamless operation and features dedicated buttons for popular streaming services and Google Assistant.






Detailed view of the voice remote control, showing its buttons for power, volume, channel, and quick access to streaming apps.

Picture & Sound Settings

Adjust picture modes (Standard, Dynamic, Movie, ECO, Gentle, Vivid, Sport, Game, Personal) and sound settings, including Dolby Atmos, to optimize your viewing experience.



An image detailing the display specifications including 4K resolution, 8ms response time, 60Hz refresh rate, and 1000 nit brightness.

Casting & Screen Mirroring

Utilize the built-in Chromecast feature to easily stream content from your mobile devices directly to the TV.



An image demonstrating the Chromecast Built-in feature, showing content being streamed from a smartphone to the TV.

Your browser does not support the video tag.

Official product video highlighting the smart features of the Sylvox Google Outdoor TV, including app access and voice control.

MAINTENANCE

Weather Resistance

The SYLVOX Deck Pro 2.0 is built with a durable all-metal casing and an IP55 waterproof rating, making it suitable for year-round outdoor use. It can withstand various weather conditions including rain and snow.

IP55 Waterproof

Making it suitable for outdoor use in various weather conditions.



The TV mounted outdoors during a rain shower, illustrating its IP55 waterproof capability.

Cleaning

To clean the screen and casing, use a soft, damp cloth. Avoid harsh chemicals or abrasive materials that could damage the finish or screen coating.

TROUBLESHOOTING

No Power

- Ensure the power cord is securely connected to both the TV and a working power outlet.
- Verify the power outlet is functional.

No Signal

- Check all HDMI or coaxial cable connections.
- Ensure the connected device (e.g., cable box, gaming console) is powered on and set to the correct input

source on the TV.

Network Connection Issues

- Verify your Wi-Fi router is on and functioning correctly.
- Restart the TV and your router.
- Ensure the TV is within range of your Wi-Fi signal.

SPECIFICATIONS

Feature	Detail
Brand Name	SYLVOX
Item Weight	53.8 pounds
Product Dimensions	3.45 x 38.4 x 22.56 inches
Batteries	2 AAA batteries required. (included)
Color Name	Black
Special Features	IP55 Waterproof
Standing screen display size	43 Inches
Aspect Ratio	16:9
Screen Size	43 Inches
Display Technology	LED
Resolution	4K
Refresh Rate	60 Hz
Included Components	Voice Remote Control, Power Cord, Warranty Card, User's Manual, 43 inch Outdoor Smart TV
Connectivity Technology	Ethernet,Wireless,Bluetooth,WiFi,HDMI,USB

WARRANTY & SUPPORT

The SYLVOX Smart Outdoor TV comes with a one-year warranty. For technical assistance or customer service, please contact SYLVOX customer support, available 24/7.

A detailed User Manual (PDF) is also available for download:[User Manual \(PDF\)](#)