

Donper XC336

Donper XC336 Frozen Beverage Machine User Manual

1. INTRODUCTION

This manual provides essential instructions for the safe and efficient operation, installation, and maintenance of your Donper XC336 Frozen Beverage Machine. Designed for high-volume applications, the XC336 features three large 3.2-gallon bowls, an energy-efficient refrigeration system, and user-friendly controls. Please read this manual thoroughly before operating the machine to ensure proper function and longevity.

2. SAFETY INSTRUCTIONS

Always adhere to the following safety precautions to prevent injury or damage to the machine:

- Ensure the machine is connected to a grounded electrical outlet with the correct voltage (115V, 60Hz).
- Do not operate the machine with a damaged power cord or plug.
- Keep hands and foreign objects away from moving parts during operation.
- Always unplug the machine before cleaning or performing any maintenance.
- Do not immerse the machine in water or spray water directly onto electrical components.
- Use only food-grade ingredients in the bowls.
- Ensure adequate ventilation around the machine to prevent overheating.

3. PRODUCT OVERVIEW

The Donper XC336 is a robust frozen beverage machine designed for commercial use. Key features include:

- Three 3.2-gallon (12.7 L) bowls for high-volume capacity.
- Night-time refrigeration mode for energy savings and reduced cleaning frequency.
- Simple switch control functions for ease of use.
- Independently operable bowls, allowing flexibility to run one, two, or three flavors simultaneously.
- Variable consistency control for optimal slush texture with various products.
- Removable drip trays for easy cleaning.
- Durable mirror stainless steel construction with black trim.

Components Diagram



This image displays the Donper XC336 Frozen Beverage Machine. It features three transparent 3.2-gallon bowls, each containing a distinct frozen beverage (red, yellow, and red). Below each bowl is a black dispenser handle and spout. The machine's base is made of mirror stainless steel, with three removable black drip trays positioned underneath the dispensing spouts.

4. SETUP

1. **Unpacking:** Carefully remove the machine from its packaging. Inspect for any shipping damage. Retain packaging for future transport if needed.

2. **Placement:** Position the machine on a stable, level surface capable of supporting its weight (approximately 102 pounds when empty, more when full). Ensure there is at least 6 inches of clear space around all sides for proper ventilation. Avoid placing near heat sources or in direct sunlight.
 3. **Initial Cleaning:** Before first use, thoroughly clean all parts that will come into contact with beverages, including the bowls, lids, dispenser handles, and spouts. Use mild soap and warm water, then rinse thoroughly and dry.
 4. **Power Connection:** Plug the machine into a dedicated 115V, 60Hz grounded electrical outlet.
-

5. OPERATING INSTRUCTIONS

1. **Prepare Beverage Mix:** Follow the manufacturer's instructions for your chosen frozen beverage concentrate. Ensure the mix is properly diluted and chilled before adding to the machine.
 2. **Fill Bowls:** Open the lids and carefully pour the prepared beverage mix into each of the three 3.2-gallon bowls. Do not overfill; leave adequate space for expansion as the mixture freezes.
 3. **Activate Freezing:** Locate the control switches for each bowl. Each bowl can be operated independently. Turn the switches to the 'Freeze' position for the desired bowls. The machine will begin the freezing process.
 4. **Adjust Consistency:** The XC336 features variable consistency control. If the slush is too thick or too thin, refer to the control panel (specific adjustment method may vary, consult on-machine labels if present) to fine-tune the consistency. Allow time for adjustments to take effect.
 5. **Night-time Refrigeration Mode:** To save energy and maintain product temperature overnight without freezing, switch the desired bowls to 'Night-time Refrigeration Mode' at the end of the day. This mode keeps the product chilled, minimizing cleaning requirements.
 6. **Dispensing:** Once the beverage reaches the desired frozen consistency, place a cup under the dispenser spout. Pull the dispenser handle forward to release the frozen beverage. Release the handle to stop dispensing.
-

6. MAINTENANCE AND CLEANING

Regular cleaning and maintenance are crucial for hygiene and optimal performance.

Daily Cleaning:

- Empty and clean the removable drip trays.
- Wipe down the exterior of the machine with a damp cloth.

Regular Cleaning (as needed, or at least weekly):

1. **Power Off:** Unplug the machine from the power outlet.
2. **Empty Bowls:** Dispense any remaining product or transfer it to a suitable container if using Night-time Refrigeration Mode.
3. **Disassemble:** Remove the lids, bowls, dispenser handles, and any other removable parts according to the machine's design.
4. **Wash Components:** Wash all removed parts with warm water and a mild, food-safe detergent. Use a soft brush for hard-to-reach areas. Rinse thoroughly to remove all soap residue.
5. **Clean Interior:** Wipe down the interior surfaces of the machine where the bowls sit.
6. **Sanitize:** If required, use a food-grade sanitizer on all cleaned parts, following the sanitizer manufacturer's instructions.

7. **Dry and Reassemble:** Allow all parts to air dry completely before reassembling the machine. Ensure all components are correctly seated.

7. TROUBLESHOOTING

If you encounter issues with your Donper XC336, refer to the following common problems and solutions:

- **Machine Not Turning On:** Check power cord connection, ensure the outlet is functional, and verify the main power switch is in the 'On' position.
- **Beverage Not Freezing:** Ensure the 'Freeze' mode is selected for the respective bowl. Check that the ambient temperature is not excessively high and that there is adequate ventilation around the machine. Verify the mix concentration is correct.
- **Beverage Too Thick/Thin:** Adjust the consistency control setting. Allow sufficient time for the machine to adapt to the new setting.
- **Leaking from Dispenser:** Ensure the dispenser handle and seals are correctly installed and free from damage or debris. Clean and reassemble if necessary.
- **Unusual Noise:** Turn off the machine immediately and unplug it. Inspect for any loose parts or obstructions. If the noise persists after inspection, contact customer support.

For issues not covered here, please contact Donper customer support.






8. SPECIFICATIONS

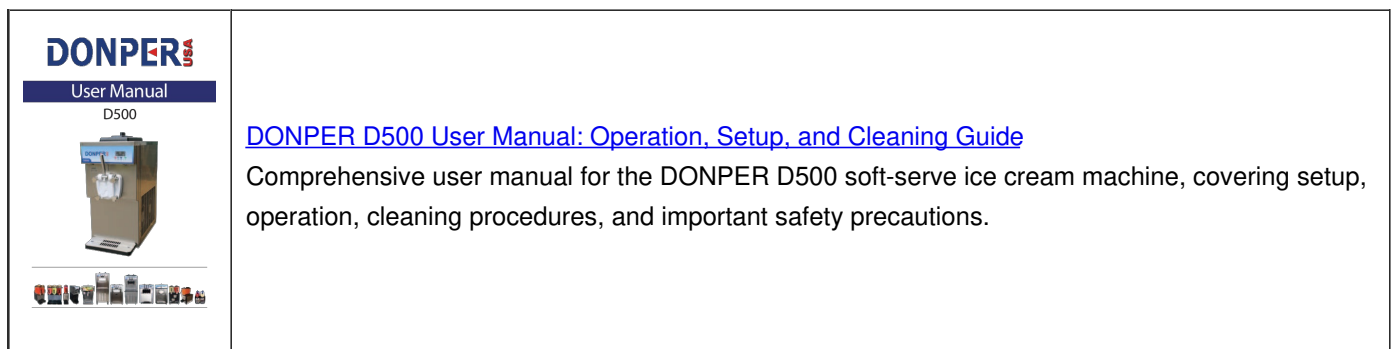
Model	XC336
Voltage	115V
Phase	Single
Rated Input Power	1100W
Compressor	1 horsepower
Hertz	60Hz
Plug Type	115 volt Standard Plug
Refrigerated Hoppers (each)	12.7 Qt (12 L) / 3.2 Gallons
Overall Dimensions (HxWxD)	13.75 x 23.6 x 18.9 inches
Item Weight	102 pounds
Material	Stainless Steel
UPC	761373840623

9. WARRANTY AND SUPPORT

For warranty information or technical support, please contact your authorized Donper dealer or the manufacturer directly. Keep your purchase receipt and model number (XC336) readily available when seeking assistance.

Related Documents - XC336

	<p>Donper USA Slush Dispenser Operating Instructions</p> <p>Comprehensive operating instructions for Donper USA XC Series Slush Dispensers, including models XC112, XC224, and XC336. Covers setup, operation, safety precautions, maintenance, and troubleshooting.</p>
	<p>Donper USA Mini2 Slush Machine User Manual</p> <p>Comprehensive user manual for the Donper USA Mini2 slush machine, covering setup, operation, temperature settings, and cleaning procedures.</p>
	<p>Donper Compressor Catalogue 2021</p> <p>The 2021 Donper Compressor Catalogue showcases a wide range of refrigeration compressors for various applications, including household and commercial use. It details product series, technical specifications, nomenclature, and company information.</p>
	<p>Donper D25 Bubbler Cold Drink Dispenser User Manual and Specifications</p> <p>Comprehensive user manual for the Donper D25 Bubbler cold drink dispenser, covering operating instructions, safety precautions, unpacking and setup, product features, and technical specifications. Includes detailed diagrams and contact information for Donper USA.</p>
	<p>Donper USA D600 Soft Serve Machine User Manual</p> <p>Comprehensive user manual for the Donper USA D600 soft serve machine, covering setup, operation, maintenance, and safety precautions for effective and normal operation.</p>



User Manual



[DONPER D500 User Manual: Operation, Setup, and Cleaning Guide](#)

Documents - Donper – XC336

Operating Instructions



XC112

XC336

XC224

Donper USA Slush Dispenser Operating Instructions

lang:en score:44 filesize: 2.04 M page_count: 19 document date: 2025-07-09

30798 Kingsland Blvd.
Suite 200 / BLDG B
Katy, TX 77423

1-844-366-7371
sales@donperusa.com
www.donperusa.com

[\[pdf\]](#) User Manual Specifications

Donper USA XC336Spec Sheets Rolling ColdXC336 SpecSheetcdn shopify s files 1 1614 7437 XC336
SpecSheet 4214082038546777576 ColdUser Manuals for Machinescdn 4214082038546777576cdn 211
XC336Donper ColdSpec Voir la fiche technique du iciDonper XC336Machine à boissons glacées et neige
fondante avec Fun Foods CanadaSpec 5964290179749639341cdn XC336XC336 Spec SheetMachine
Sheet USAUser 211cdn MachinesDonper Triple Frozen Beverage Machine 3 2 Gal Unit x3cdn
211cudacoffee image data donper iciXC336 ISO 9001 Cuda CoffeeDonper CanadaThe is a high volume
slush machine designed reliability and ease of use in an attractive mirror stainless finish that accents any
placementSpec x3v1cdn 5964290179749639341cudacoffee srsllid



AfmBOoqiVsfAf6KTWZigNuUr6cKNIWQCrhGOoqV26px5Qof5G3ysH zpcdn CoffeeXC336 placementThe
zpcudacoffee AfmBOoqylaQZi1WvAkT3TdZRv8MLFATRw309dmcPI7VIvnLgUIE 8zTGcdn ||| ||| XC336
ISO 9001 XC336 FROZEN BEVERAGE MACHINE The XC336 is a high volume slush machine designed
for reliability and ease of use in an attractive mirror stainless finish that accents any placement. The
XC336 offers an energy efficient fridge ||| XC336 ISO 9001 XC336 FROZEN BEVERAGE MACHINE The
XC336 is a high volume slush machine designed for reliability and ease of use in an attractive mirror
stainless finish that accents any placement. The XC336 offers an energy efficient fridge ||| XC336 ISO
9001 XC336 FROZEN BEVERAGE MACHINE The XC336 is a high volume slush machine designed for
reliability and ease of use in an attractive mirror stainless finish that accents any placement. The XC336
offers an energy efficient fridge ||| XC336 ISO 9001 XC336 FROZEN BEVERAGE MACHINE The XC336
is a high volume slush machine designed for reliability and ease of use in an attractive mirror stainless
finish that accents any placement. The XC336 offers an energy efficient fridge ||| XC336 ISO 9001 XC336
FROZEN BEVERAGE MACHINE The XC336 is a high volume slush machine designed for reliability and
ease of use in an attractive mirror stainless finish that accents any placement. The XC336 offers an
energy efficient fridge

XC336 ISO 9001 **XC336** FROZEN BEVERAGE MACHINE The **XC336** is a high volume slush machine designed for reliability and ease of use in an attractive mirror stainless finish that accents any placement. The **XC336** offers an energy efficient refrigeration system for low cost operation, oversized LED backli...

lang:en score:40 filesize: 553.39 K page_count: 2 document date: 2022-02-28



[\[pdf\]](#)

Spec Sheet Donper XC336 Triple Frozen Beverage Machine 3 2 Gal Countertop 33Q 011 SPEC 202309
centralrestaurant media |||

XC336 ISO 9001 **XC336** FROZEN BEVERAGE MACHINE The **XC336** is a high volume slush machine designed for reliability and ease of use in an attractive mirror stainless finish that accents any placement. The **XC336** offers an energy efficient refrigeration system for low cost operation, oversized LED backli...

lang:en score:39 filesize: 553.39 K page_count: 2 document date: 2022-02-28



XC336

FROZEN BEVERAGE MACHINE

The XC336 is a high volume slush machine designed for reliability and ease of use in an attractive mirror stainless finish that accents any placement. The XC336 offers an energy efficient refrigeration system for low cost operation, oversized LED backlit signage for merchandising appeal and no heat to melt the slush product, and simple controls for easy operation and perfect slush every time.

Features

- Large 3.2 gallon bowls (x3) for high volume applications
- Night time refrigeration mode for energy savings and to minimize cleaning
- Simple switch control functions for reliability and cost efficient maintenance
- Independently operable bowls for flexibility to run one or two flavors
- Variable consistency control for perfect slush with any product
- Removable drip trays for easy draining and cleaning
- Mirror stainless steel with black trim for an attractive finish that is easy to clean

[pdf]

4a88aa4d59daf8b9887dfb52af99d80b60e6669ba618c6bfdb380f1b78dda53a media chefsdeal |||

XC336 ISO 9001 XC336 FROZEN BEVERAGE MACHINE The **XC336** is a high volume slush machine designed for reliability and ease of use in an attractive mirror stainless finish that accents any placement. The **XC336** offers an energy efficient refrigeration system for low cost operation, oversized LED backli...

lang:en score:24 filesize: 528.89 K page_count: 2 document date: 2017-03-28

DONPER USA

Donper USA
2400 Kingsway Blvd.
Katy, TX 77854
1-844-368-7271
usa@donperusa.com
www.donperusa.com



XF124

FROZEN DRINK MACHINE

The XF124 is a reliable, easy to clean and operate, frozen drink machine for high volume applications. The XF124 offers superior performance and technology in a user friendly and easy to operate package. The XF124 has a total capacity of over 5 gallons and includes a refrigerated hopper to give you much faster recovery times and to keep dairy products fresh all day long.

Features

- Self-contained air cooled countertop model
- Serves a variety of frozen drinks including margaritas, daiquiris, smoothies, frozen juices, slushes, and other frozen cocktails
- Refrigerated hopper to precool mix for fast recovery/freeze times
- Reliable mechanical consistency control for perfect frozen drinks under any operating condition
- Electronic safety sensors to detect motor and belt issues and alert the user
- Large illuminated backlit signage to attract customers
- Mix low indicator alerts before the machine is empty
- All stainless steel exterior for an attractive and easy to clean unit

[pdf] User Manual

XF124 Spec Sheet 2025 Donper USASPEC SHEETFROZEN DRINK MACHINE The is a reliable easy to clean and operate frozen drink machine for high volume applications o ers superior preformance technology in user friendly package has total capacity of over 5 gallons includes refrigerated hopper give you much faster recovery times keep dairy products fresh all day longDonper XC336 21 Wide Triple 3 2 Gal Bowl Frozen Drink DispenserUser Manuals USA Machinesv1v1v1docs donperusa files xf124 spec sheetdocs sheet |||

XF124 ISO 9001 XF124 FROZEN DRINK MACHINE The XF124 is a reliable, easy to clean and operate, frozen drink machine for high volume applications. The XF124 o ers superior preformance and technology in a user friendly and easy to operate package. The XF124 has a total capacity of over 5 gallons and ...

lang:en score:12 filesize: 1.68 M page_count: 2 document date: 2025-02-18

DONPER USA

Donper USA
20700 Kingsway Blvd.
Katy, TX 77854
1-844-368-7271
usa@donperusa.com
www.donperusa.com