

UMIDIGI Uwatch 5S

UMIDIGI Uwatch 5S Smart Watch User Manual

Model: Uwatch 5S

1. INTRODUCTION

This manual provides essential information for setting up, operating, and maintaining your UMIDIGI Uwatch 5S Smart Watch. Please read it carefully to ensure proper use and to maximize the device's features.



The UMIDIGI Uwatch 5S Smart Watch, featuring a 1.7-inch touch screen and a comfortable silicone strap.

2. WHAT'S INCLUDED

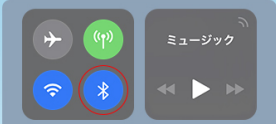
- UMIDIGI Uwatch 5S Smart Watch
- Magnetic Charging Cable
- User Manual

3. SETUP


3.1 Charging the Device

Before first use, fully charge your Uwatch 5S. Connect the magnetic charging cable to the charging points on the back of the watch and plug the USB end into a power adapter (not included) or a computer's USB port. A full charge typically takes approximately 2.5 hours.


How to connect the smart watch?



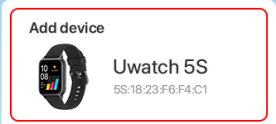
1. Turn on the "Bluetooth"



2. Open "Play Store" or the "App Store" or Scan the QRcode in the smartwatch.




3. Search for the "OyeFit" App and download it.

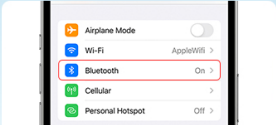


4. Open the App, click "Device", find "Uwatch 5S" and bind it


How to receive text messages?




1. Open the APP and connect the device



2. Turn on push notifications on your phone and assign permissions to the APP



3. Make sure your phone receives SMS




4. After connecting, you can use the watch to view the SMS content


The Uwatch 5S charging via its magnetic cable, indicating full battery capacity.

3.2 Downloading the Companion App


The Uwatch 5S requires a companion application for full functionality and data synchronization. Scan the QR code displayed on the watch or refer to the manual for the correct app name (e.g., OyeFit or TrueFree Sports) and download it from the App Store (iOS) or Google Play Store (Android).



Comes with a compass



Remote Photography



Apps specifically designed to do everything.

Visual guide for connecting the Uwatch 5S by scanning a QR code to download the companion app.

3.3 Pairing with Your Smartphone

1. Ensure Bluetooth is enabled on your smartphone.
2. Open the downloaded companion app.
3. Navigate to the 'Device' or 'Add Device' section within the app.
4. The app will scan for available devices. Select 'Uwatch 5S' from the list.
5. Confirm the pairing request on both your watch and smartphone.

Video demonstrating the process of connecting the smart watch to both iOS and Android phones, including app download and Bluetooth pairing steps.

4. OPERATING THE DEVICE

4.1 Basic Navigation

- **Touch Screen:** Swipe left/right, up/down to navigate menus and features. Tap to select.
- **Side Button:** Press to return to the home screen or wake the device.

4.2 Customizing Watch Faces

You can personalize your Uwatch 5S by changing the watch face through the companion app. Select from various pre-installed options or upload a custom image.

Video tutorial on how to switch and customize watch faces on the smart watch using the companion application.

4.3 Notifications

Receive notifications for calls, text messages, emails, and app alerts directly on your watch. The watch displays the latest three messages. Ensure notification permissions are granted in the companion app and your phone settings.



Guide illustrating the steps to enable and receive text message notifications on the Uwatch 5S.

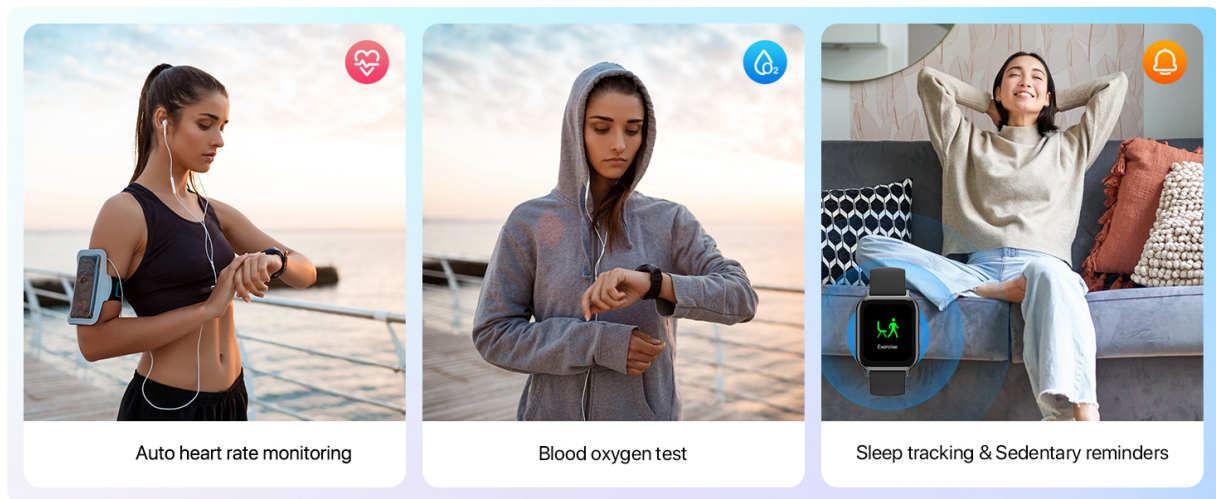
4.4 Bluetooth Calling

The Uwatch 5S supports Bluetooth calling, allowing you to answer or make calls directly from your wrist when connected to your smartphone.

Video showcasing the Bluetooth calling feature of a smart watch, demonstrating how to make and receive calls.

4.5 Other Smart Features

- **Music Control:** Play, pause, skip tracks on your phone's music player.
- **Remote Camera:** Use your watch as a remote shutter for your phone's camera.
- **Weather Forecast:** View current weather and upcoming forecasts.
- **Find Phone:** Locate your misplaced phone by triggering an alert from your watch.
- **Alarm:** Set alarms directly on the watch or through the app.
- **Compass:** Utilize the built-in compass for navigation.



The Uwatch 5S acting as a smart assistant, showing icons for message, weather, timer, find phone, alarm, and compass.

5. HEALTH MONITORING

The Uwatch 5S provides comprehensive health monitoring features to help you stay informed about your well-being.

- **Heart Rate Monitoring:** Continuously tracks your heart rate with a precise PixArt PPG sensor. Alerts can be set for abnormal readings.
- **Blood Oxygen (SpO2) Detection:** Measures your blood oxygen saturation levels.
- **Sleep Tracking:** Records your sleep patterns, including deep sleep, light sleep, and awake times.
- **Stress Level Monitoring:** Helps track and manage your stress levels.
- **Health Reminders:** Includes stand reminders, drink reminders, and medication reminders.



The Uwatch 5S demonstrating high-precision real-time heart rate monitoring capabilities.

6. FITNESS TRACKING

Enhance your workouts with the Uwatch 5S's advanced fitness tracking features.

- **19 Sport Modes:** Includes activities like running, climbing, swimming, walking, cycling, and more.
- **CyweeMotion Professional Sport Analysis:** Utilizes a high-precision 9-axis sensor and advanced algorithms to monitor and analyze key fitness data such as heart rate, speed, and calories burned.
- **Activity Tracking:** Monitors daily steps, calories burned, and distance covered.
- **5ATM Water Resistant:** Suitable for everyday wear and swimming, with the ability to recognize

stroke type, record stroke rate, and pace.

5 ATM Waterproof

Track Your Swim with Ease

Uwatch 5S has a water-resistance of up to 50 meters, you can wear it in daily life and swimming. Thanks to the high precision 9-axis sensor, the watch can recognize the stroke type, record stroke rate and pace that help you advance your swim.


Stroke type


Stroke times


Stroke rate


Pace



| | | |
|------|---|--|
| 5ATM | Suitable for | Not suitable for |
| | <ul style="list-style-type: none">-Splashed-Swimming-Rain or snow-Snorkeling | <ul style="list-style-type: none">-Scuba diving-High-speed watersports-Diving into water-Hot water shower |

The Uwatch 5S offering a variety of 19 sport modes for comprehensive fitness tracking.

UMIDIGI Uwatch 5S




Run


Walk


Cycle


Treadmill


Indoor walk


Indoor cycle


Pool swim


Open water


Hike


Climb


Rower


Badminton


Elliptical


Football


Basketball


Tennis


Yoga


Dance


Train

The Uwatch 5S is 5 ATM waterproof, making it suitable for swimming and daily water exposure.

7. BATTERY LIFE

The Uwatch 5S is equipped with a high-capacity, low-power 400 mAh battery, providing up to 10 days of battery life with typical daily use. Actual battery life may vary based on usage patterns and settings.

8. SPECIFICATIONS

| Feature | Detail |
|-------------------|--|
| Model | Uwatch 5S |
| Display | 1.7-inch HD Large Color Display, 2.5D Curved Glass |
| Water Resistance | 5 ATM (up to 50 meters) |
| Health Monitoring | Heart Rate, SpO2, Sleep Tracking, Stress Level |
| Fitness Tracking | 19 Sport Modes, Steps, Calories, Distance |
| Battery Life | Up to 10 days (typical use) |

| | |
|---------------|--------------------------------|
| Charging Time | Approx. 2.5 hours |
| Compatibility | iOS 8.0 & Android 4.4 or above |
| Connectivity | Bluetooth |

9. MAINTENANCE

- **Cleaning:** Regularly clean your watch and strap with a soft, dry cloth. If necessary, use a slightly damp cloth and mild soap, then rinse and dry thoroughly.
- **Water Resistance:** While 5 ATM water resistant, avoid exposing the watch to hot water, steam, or high-pressure water jets. Do not press buttons underwater.
- **Storage:** Store the watch in a cool, dry place when not in use.

10. TROUBLESHOOTING

- **Watch not turning on:** Ensure the watch is fully charged.
- **Unable to pair:** Check if Bluetooth is enabled on your phone and the watch is within range. Restart both devices and try again. Ensure the correct app is installed.
- **Inaccurate data:** Ensure the watch is worn snugly on your wrist, not too tight or too loose. Update the app and watch firmware to the latest versions.
- **Notifications not received:** Verify app permissions for notifications on your phone and within the companion app.

11. WARRANTY & SUPPORT

Your UMIDIGI Uwatch 5S Smart Watch comes with the following:

- **30-Day Money Back Guarantee and Free Return:** If you are not satisfied with your purchase, you may return it within 30 days for a full refund.
- **1-Year Limited Warranty:** Covers manufacturing defects for one year from the date of purchase.
- **24/7 Online Support:** For any questions or assistance, please contact our customer support team.

Related Documents - Uwatch 5S




[Uwatch 3 Smartwatch User Manual - Umidigi](#)

Comprehensive user guide for the Umidigi Uwatch 3 smartwatch, covering setup, features, operation, and maintenance. Learn how to charge, pair, navigate, and use all functionalities.



[UFit Smartwatch User Manual and Operating Instructions](#)

Comprehensive user manual for the UFit smartwatch by UMIDIGI, covering setup, features like heart rate monitoring, sports tracking, data sync, and troubleshooting. Learn how to use your UFit device effectively.



[Umidigi Uwatch3 GPS Smartwatch User Manual](#)

Comprehensive user manual for the Umidigi Uwatch3 GPS smartwatch, covering setup, features, operation, troubleshooting, and safety information.

UMIDIGI

Uwatch 2S Operating Instructions



www.umidigi.com

Please read the instructions carefully and keep it safe.

[Uwatch 2S Operating Instructions and Guide](#)

Comprehensive operating instructions for the UMIDIGI Uwatch 2S smartwatch, covering setup, usage, features, and maintenance. Learn how to charge, bind, navigate the interface, track activities, and more.

UMIDIGI

Uwatch 3S Operating Instructions



www.umidigi.com

Please read the instructions carefully and keep it safe.

[UMIDIGI Uwatch 3S Operating Instructions and User Guide](#)

Comprehensive operating instructions and user guide for the UMIDIGI Uwatch 3S smartwatch. Learn setup, features, fitness tracking, and app connectivity.



[Uwatch GT Smartwatch Operation Manual and User Guide](#)

Comprehensive operation manual and user guide for the UMIDIGI Uwatch GT smartwatch, covering setup, button and screen operations, sports functions, health data, notifications, product specifications, and safety information.