

Bobtot ET35

Bobtot Portable Wireless Bluetooth Speaker ET35 User Manual

Model: ET35

1. PRODUCT OVERVIEW

The Bobtot Portable Wireless Bluetooth Speaker ET35 is designed for high-quality audio on the go. Featuring Bluetooth 5.3 connectivity, IPX7 waterproofing, and True Wireless Stereo (TWS) pairing, it delivers clear, loud sound with enhanced bass. Its compact size and built-in lanyard make it ideal for various outdoor and indoor activities.

Package Contents

- Bobtot Portable Wireless Bluetooth Speaker ET35
- Type-C Charging Cable
- User Manual

Minimalist and Compact Size

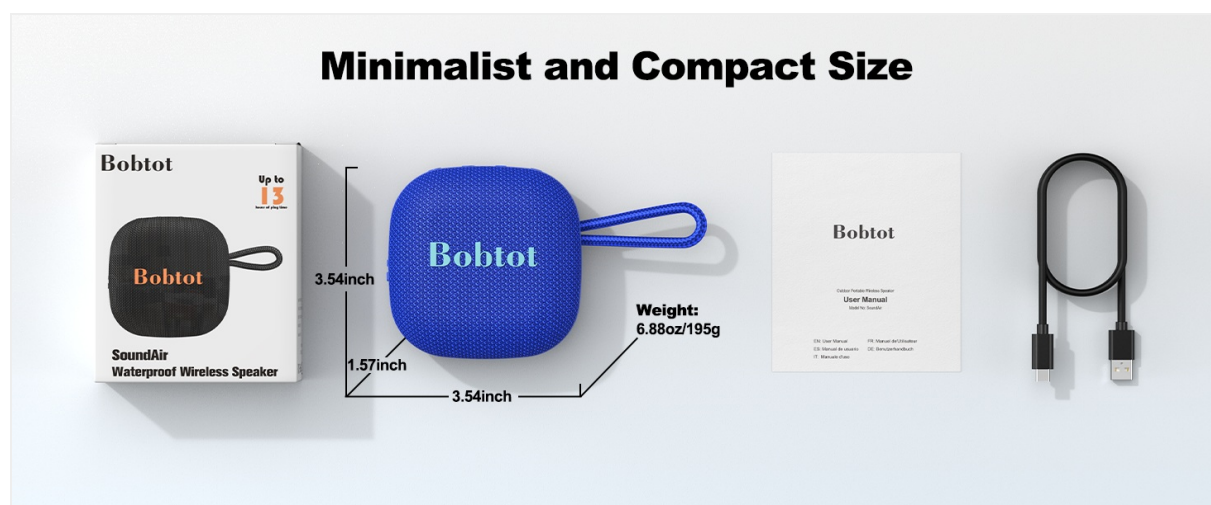


Image: The Bobtot ET35 speaker shown with its dimensions (3.54 inches by 3.54 inches by 1.57 inches) and the included accessories: a Type-C charging cable and the user manual.

2. SETUP

2.1 Charging the Speaker

Before first use, fully charge the speaker. Connect the provided Type-C charging cable to the speaker's charging port and the other end to a USB power adapter (not included). The charging indicator light will illuminate during charging and turn off when fully charged. A full charge takes approximately 3 hours.

Important: For product protection and optimal performance, ensure the charging port cover is securely closed after charging, especially before exposure to water.

2.2 Powering On/Off

- **To Power On:** Press and hold the Power button (**U**) for approximately 2-3 seconds until you hear an audible prompt and the LED indicator flashes.
- **To Power Off:** Press and hold the Power button (**U**) for approximately 2-3 seconds until you hear an audible prompt and the LED indicator turns off.

2.3 Bluetooth Pairing

After powering on, the speaker will automatically enter Bluetooth pairing mode, indicated by a flashing blue LED. Follow these steps to connect:

1. Ensure your device's Bluetooth is enabled.
2. Search for "Bobtot SoundAir" in your device's Bluetooth settings.
3. Select "Bobtot SoundAir" to connect. Once connected, the LED indicator will turn solid blue, and you will hear a confirmation tone.

The speaker will automatically attempt to reconnect to the last paired device when powered on, if available.



Image: The Bobtot ET35 speaker highlighting its Bluetooth 5.3 connectivity, which ensures a fast and stable connection up to 33 feet (10 meters) without obstructions.

2.4 True Wireless Stereo (TWS) Pairing

To achieve an immersive stereo sound experience, you can pair two Bobtot ET35 speakers together:

1. Ensure both speakers are powered on and not connected to any other Bluetooth device.
2. On either speaker, quickly double-press the Power button (**U**). The speakers will enter TWS pairing mode.
3. Once successfully paired, you will hear a confirmation tone, and the LED indicators on both speakers will change to a solid blue.

4. Now, connect your device to one of the paired speakers via Bluetooth as described in section 2.3. Both speakers will play audio in stereo.

Get Stereo Sound with TWS


Double click “” to pair two speakers via TWS for a immersive stereo sound



Image: Two individuals are shown outdoors, each holding a Bobtot ET35 speaker, demonstrating the True Wireless Stereo (TWS) pairing feature for an enhanced audio experience.



Image: A group of friends is gathered around a table outdoors, with two Bobtot ET35 speakers wirelessly connected via TWS, providing synchronized audio for their gathering.

3. OPERATING INSTRUCTIONS

3.1 Button Functions

The Bobtot ET35 speaker features intuitive controls:

- **Power Button (U):** Press and hold to power on/off. Double-press for TWS pairing.
- **Play/Pause Button (M):** Press once to play or pause music.
- **Volume Down / Previous Track (<):** Press once to decrease volume. Press and hold to go to the previous track.
- **Volume Up / Next Track (>):** Press once to increase volume. Press and hold to go to the next track.

3.2 Hands-Free Calling

The speaker includes a built-in HD microphone for hands-free calls when connected to your smartphone via Bluetooth.

- **Answer Call:** Press the Play/Pause button (M) once.
- **End Call:** Press the Play/Pause button (M) once during a call.
- **Reject Call:** Press and hold the Play/Pause button (M) for 2 seconds.

Built-in Speakerphone

Convenient for hands free calling when painting, writing or cooking ect.



Image: A person is seated outdoors, using the Bobtot ET35 speaker to make a hands-free phone call, indicated by the call icon on their smartphone and the speaker's proximity.

Speakerphone for Hands Free Calling

The built-in microphone allows you to accept phone call or attend online meeting whenever you want




Image: A woman is shown at a picnic table, holding her phone and using the Bobtot ET35 speaker as a speakerphone for hands-free communication in an outdoor setting.

4. MAINTENANCE

4.1 Cleaning

To clean the speaker, use a soft, damp cloth. Avoid using harsh chemicals, abrasive cleaners, or solvents, as these may damage the surface or internal components.

4.2 Water Resistance (IPX7)

The Bobtot ET35 speaker is IPX7 waterproof, meaning it can be submerged in water up to 1 meter (3 feet) for up to 30 minutes. It is resistant to splashes, rain, and dust, making it suitable for shower rooms, kitchens, poolsides, and outdoor activities.

Caution: Ensure the charging port cover is tightly sealed before exposing the speaker to water to prevent damage. Do not expose the speaker to saltwater or other chemicals, as this may degrade its waterproof capabilities over time.



Image: The Bobtot ET35 speaker is depicted with water splashing around it, illustrating its IPX7 waterproof rating and suitability for wet environments.

Waterproof & Dustproof

Resistant to rain and splashes making it
perfect for all environments



Image: The Bobtot ET35 speaker is shown partially submerged in water, emphasizing its waterproof and dustproof design, resistant to rain and splashes.



Image: A woman is shown relaxing on a boat with the Bobtot ET35 speaker nearby, demonstrating its suitability for use in environments where it might encounter water.

4.3 Battery Care

The speaker is equipped with a built-in 1200mAh rechargeable battery. To prolong battery life:

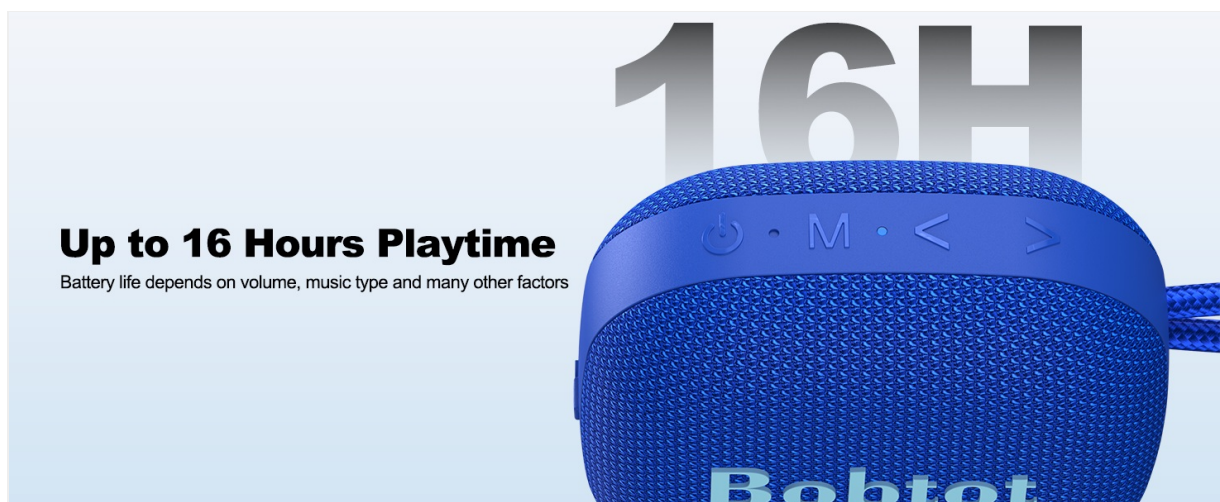
- Avoid fully discharging the battery frequently.
- Charge the speaker regularly, even if not in use for extended periods.
- Store the speaker in a cool, dry place away from extreme temperatures.

16Hours Long Battery

Time varies by volume and music type



Image: A circular arrangement of Bobtot ET35 speakers in different colors, with text indicating '16 Hours Long Battery', emphasizing the extended playtime.



Up to 16 Hours Playtime

Battery life depends on volume, music type and many other factors

Image: A close-up of the Bobtot ET35 speaker with text indicating 'Up to 16 Hours Playtime', reminding users that battery life varies by volume and music type.

5. TROUBLESHOOTING

If you encounter issues with your Bobtot ET35 speaker, refer to the following common problems and solutions:

- **Speaker does not power on:**
 - Ensure the battery is charged. Connect the speaker to a power source using the Type-C cable and try again after a few minutes.
- **Cannot pair with Bluetooth device:**
 - Make sure the speaker is in pairing mode (flashing blue LED).
 - Ensure Bluetooth is enabled on your device.
 - Move the speaker closer to your device (within 33 feet/10 meters).
 - Turn off and on both the speaker and your device's Bluetooth.
- **No sound or low volume:**
 - Check the volume levels on both the speaker and your connected device.
 - Ensure the speaker is properly connected via Bluetooth.
 - If using TWS, ensure both speakers are paired correctly and connected to your device.
- **TWS pairing fails:**
 - Ensure both speakers are powered on and not connected to any other Bluetooth device.
 - Double-press the Power button on one speaker quickly to initiate TWS pairing.
- **Poor sound quality:**
 - Move the speaker closer to your device to avoid interference.
 - Ensure there are no obstructions between the speaker and your device.
 - Try playing a different audio source.

6. SPECIFICATIONS

Model Name	Bobtot SoundAir (ET35)
Connectivity Technology	Bluetooth 5.3
Bluetooth Range	Up to 33 feet (10 meters)
Speaker Maximum Output Power	10 Watts
Battery Capacity	1200 mAh
Playtime	Up to 16 hours (at 50% volume)
Charging Time	Approximately 3 hours
Water Resistance Level	IPX7
Product Dimensions	3.74"D x 3.74"W x 1.77"H (9.5 x 9.5 x 4.5 cm)
Item Weight	0.42 pounds (195 grams)
Material	Acrylonitrile Butadiene Styrene (ABS)
Special Features	Built-in Microphone, Lightweight, Portable, Shockproof, Waterproof, Dustproof, Stereo Pairing (TWS)

Small Size with Punchy Sound

Enjoy distortion-free at any volume level




Image: The Bobtot ET35 speaker with its rear panel removed, revealing the 5W full-range speaker driver, illustrating its compact size and powerful sound output.



Image: A close-up of the Bobtot ET35 speaker with text emphasizing 'Superior Clear Loud Sound', indicating its 5W full-range speaker delivers well-balanced treble and bass.



Image: A group of friends is shown hiking outdoors, each carrying a Bobtot ET35 speaker, highlighting the speaker's small size and portability for outdoor adventures.

7. WARRANTY AND SUPPORT

7.1 Warranty Information





The Bobtot Portable Wireless Bluetooth Speaker ET35 comes with an extended warranty. For specific details regarding warranty coverage and duration, please refer to the official Bobtot website or contact customer support.



7.2 Customer Support

For further assistance, technical support, or inquiries, please visit the official Bobtot store or refer to the comprehensive user guide PDF:

- **Official User Guide (PDF):** [Download PDF](#)
- **Bobtot Store:** [Visit Bobtot Store on Amazon](#)

Related Documents - ET35

	<p>Bobtot SoundAir Portable Wireless Speaker Quick Start Guide</p> <p>Get started with your Bobtot SoundAir portable wireless speaker. This guide covers setup, Bluetooth pairing, TWS mode, charging, specifications, and customer support.</p>
	<p>Bobtot SoundAir Portable Wireless Speaker - Quick Start Guide</p> <p>Get started with your Bobtot SoundAir portable wireless speaker. This guide covers setup, pairing, TWS mode, charging, specifications, and customer support.</p>
	<p>Bobtot SoundAir1 Portable Wireless Speaker - Quick Start Guide</p> <p>Get started with your Bobtot SoundAir1 portable wireless speaker. This guide covers setup, charging, Bluetooth pairing, TWS mode, and specifications for this IPX6 water-resistant speaker.</p>
	<p>Bobtot ET310C Portable Speaker: Quick Start Guide & Features</p> <p>Comprehensive guide for the Bobtot ET310C portable speaker. Learn about setup, Bluetooth pairing, TWS mode, button functions, specifications, charging, and customer support.</p>

	<p>Bobtot Triangle Portable Wireless Speaker Quick Start Guide</p> <p>A quick start guide for the Bobtot Triangle Outdoor Portable Wireless Speaker, covering setup, features, TWS pairing, and specifications.</p>
	<p>Bobtot ET10 Computer Speaker User Manual - Setup, Features, and Troubleshooting</p> <p>Comprehensive user manual for the Bobtot ET10 Computer Speaker. Learn about its specifications, product features, wired and Bluetooth connection methods, and find solutions to common issues. Get the most out of your audio experience.</p>