

Manuals+

[Q & A](#) | [Deep Search](#) | [Upload](#)

[manuals.plus](#) /

› [ShiftCam](#) /

› [ShiftCam Camera Case with Built-in Lens for iPhone User Manual](#)

ShiftCam Celular

ShiftCam Camera Case with Built-in Lens for iPhone User Manual

MODEL: CELULAR

Introduction

This manual provides comprehensive instructions for the ShiftCam Camera Case with Built-in Lens, designed specifically for the iPhone 15 Pro Max. This product combines robust protection with enhanced photographic capabilities, featuring a built-in lens mount and MagSafe compatibility. Please read this manual thoroughly to ensure proper use and care of your new camera case.



Image: Front view of the ShiftCam Camera Case, highlighting the integrated lens mount.

Setup

Follow these steps to properly install your ShiftCam Camera Case and prepare it for use with ShiftCam LensUltra lenses.

1. **Case Installation:** Gently align your iPhone 15 Pro Max with the case, ensuring all buttons and ports are

correctly positioned. Press firmly around the edges until the phone is securely seated within the case.

- 2. Lens Attachment:** The case features a built-in aluminum lens mount. To attach a ShiftCam LensUltra lens, align the lens threads with the mount on the case and gently twist clockwise until secure. Ensure the lens is firmly attached but do not overtighten.
- 3. MagSafe Compatibility:** The case is designed with integrated MagSafe magnets. This allows for strong and stable connection with MagSafe accessories, including chargers and mounts. Simply align your MagSafe accessory with the back of the case for a secure magnetic connection.



Image: Demonstrating the installation of the iPhone into the case.



Image: The case with a ShiftCam LensUltra lens attached.



Image: Multiple cases showcasing MagSafe compatibility.

Operating Instructions

The ShiftCam Camera Case is designed for seamless integration with your iPhone's camera system and ShiftCam

accessories.

- **General Use:** The case provides heavy-duty protection for your iPhone 15 Pro Max against scratches, stains, and water. Its slim design ensures comfortable handling while maintaining access to all phone functions.
- **Using with LensUltra Lenses:** The precision-engineered aluminum mount ensures perfect alignment for all ShiftCam LensUltra lenses, preventing lens obstruction and maximizing image quality. Simply attach the desired lens as described in the Setup section before capturing photos or videos.
- **Accessory Integration:** Utilize the MagSafe compatibility to attach various ShiftCam accessories such as the SnapGrip for enhanced handling or the SnapStand Mini for stable tabletop photography.



Image: iPhone in case with SnapGrip accessory attached.



Image: iPhone in case with SnapStand Mini accessory attached.

Maintenance

Proper care will extend the life and maintain the appearance of your ShiftCam Camera Case.

- **Cleaning:** To clean the vegan leather material, wipe gently with a soft, damp cloth. Avoid using harsh chemicals, abrasive cleaners, or excessive water, as these can damage the material.
- **Storage:** When not in use, store the case in a cool, dry place away from direct sunlight and extreme temperatures.
- **Lens Mount Care:** Keep the aluminum lens mount free of dust and debris. Use a soft brush or compressed air to clean the threads if necessary.



Image: Detail of the vegan leather material on the ShiftCam Camera Case.

Troubleshooting

If you encounter issues with your ShiftCam Camera Case, refer to the following common problems and solutions.

Problem	Possible Cause	Solution
Lens not attaching securely.	Misalignment or debris in threads.	Ensure lens is aligned correctly before twisting. Check for and remove any debris from the lens and case threads.
MagSafe accessories not sticking firmly.	Foreign objects between accessory and case, or incorrect alignment.	Ensure the back of the case and the accessory are clean. Realign the accessory to ensure proper magnetic connection.
Case feels loose on phone.	Improper installation.	Remove the phone from the case and re-install, ensuring it clicks securely into place around all edges.

Specifications

Key technical specifications for the ShiftCam Camera Case.

Feature	Detail
Model Number	Celular
Compatible Phone Models	iPhone 15 Pro Max

Feature	Detail
Material	Leather
Item Weight	3.52 ounces
Package Dimensions	8.98 x 4.41 x 0.79 inches
Special Features	Heavy Duty Protection
Color	Charcoal





Warranty and Support



For warranty information and customer support, please refer to the official ShiftCam website or contact their customer service directly. Keep your proof of purchase for any warranty claims.

Online Resources: Visit the [ShiftCam Store on Amazon](#) for additional product information and accessories.

© 2024 ShiftCam. All rights reserved.

Related Documents - Celular

	<p>ShiftCam SnapGrip Creator Kit Quick Start Guide</p> <p>A concise guide to setting up and using the ShiftCam SnapGrip Creator Kit, covering MagSafe compatibility, SnapGrip wireless shutter, SnapPod installation and angle adjustment, and SnapLight brightness control.</p>
	<p>ShiftCam SnapGrip Quick Starter Guide</p> <p>A quick starter guide for the ShiftCam SnapGrip, detailing how to attach the device, connect the wireless shutter, and manage wireless charging.</p>
	<p>SnapGrip Pro S-AA03: Quick Start Guide & User Manual Shiftcam</p> <p>Get started with your Shiftcam SnapGrip Pro (S-AA03). This guide covers unboxing, charging, connecting via Bluetooth, and using the wireless shutter and charging features.</p>
	<p>ShiftCam SnapPocket Light Quick Start Guide</p> <p>A quick start guide for the ShiftCam SnapPocket Light, detailing how to attach it to various phone models and adjust brightness levels.</p>

	<p>ShiftCam SnapPod Quick Start Guide</p> <p>A concise guide for setting up and using the ShiftCam SnapPod, detailing installation and angle adjustment for various smartphones.</p>
	<p>ShiftCam ProGrip Getting Started Guide</p> <p>A comprehensive guide to setting up and using the ShiftCam ProGrip, including features like charging, Bluetooth connectivity, and accessory mounting.</p>