

manuals.plus /

› [LICORNE](#) /

› [LICORNE Vegan Rice Facial Cream Instruction Manual](#)

LICORNE Vegan Rice Facial Cream

LICORNE Vegan Rice Facial Cream Instruction Manual

Model: Vegan Rice Facial Cream (ASIN: B0CKFX6GYW)

1. PRODUCT OVERVIEW

The LICORNE Vegan Rice Facial Cream is a Korean skincare product formulated to provide hydration and improve skin texture. It is designed for daily use and is suitable for various skin types, including sensitive skin.



Image 1: LICORNE Vegan Rice Facial Cream jar, showcasing the product and its packaging alongside rice grains, highlighting its key ingredient.

Key Features:

- **Rice Extract Hydration:** Formulated with fermented rice extract to replenish skin's moisture.
- **Soothing Daily Cream:** Ideal for sensitive skin; calms irritation and dryness.
- **Vegan & Clean Beauty:** Made without animal-derived ingredients, parabens, or sulfates.
- **Lightweight Texture:** Absorbs quickly for a fresh, non-greasy finish.
- **Made in Korea:** Developed with K-beauty innovation for gentle daily skincare.



Image 2: Product benefits including illuminating and glowing skin, 87.9% rice extract, and smooth skin texture, depicted with illustrative icons.

2. SAFETY INFORMATION

Please read all safety information before using the product.

- For external use only.
- Avoid contact with eyes. In case of contact, rinse thoroughly with water.
- Discontinue use if irritation, redness, or discomfort occurs. Consult a physician if symptoms persist.
- Store in a cool, dry place, away from direct sunlight.
- Keep out of reach of children.

3. SETUP AND PREPARATION

Before applying the LICORNE Vegan Rice Facial Cream, ensure your skin is clean and prepared.

1. **Cleanse:** Wash your face thoroughly with a gentle cleanser to remove makeup, dirt, and impurities.
2. **Tone (Optional):** Apply a toner to balance your skin's pH and prepare it for better absorption of subsequent products.
3. **Serum (Optional):** If you use a serum, apply it before the facial cream.

4. OPERATING INSTRUCTIONS (How to Use)

The LICORNE Vegan Rice Facial Cream can be incorporated into your skincare routine in several ways:

How to use

1. Night Skincare

Licorne recommends using Vegan Rice Facial cream in your nightly skincare routine after initial cleansing.

2. Soft & Smooth Scrub

Mix with a facial scrub for a softer and smoother peel!

3. Sleeping Pack

Mix serum and facial cream to create a sleeping pack before special occasions!



Image 3: Visual guide on how to use the facial cream for night skincare, as a scrub, or as a sleeping pack.

1. Night Skincare Routine:

After cleansing and applying any serums, take a small amount of the cream and gently massage it onto your face and neck until fully absorbed. This is recommended for nightly use to maximize hydration and skin recovery.

2. Soft & Smooth Scrub:

For an exfoliating effect, mix a small amount of the facial cream with your preferred facial scrub. Apply to

damp skin, gently massage in circular motions, then rinse thoroughly. Use 1-2 times per week as needed.

3. **Sleeping Pack:**

For an intensive treatment, mix the facial cream with a serum to create a richer sleeping pack. Apply a generous layer to your face before bed and leave it on overnight. Rinse in the morning. This is ideal for special occasions or when your skin needs extra nourishment.




Image 4: Icons illustrating the versatility of the cream for night application, as a general cream, or as a mask.

5. **INGREDIENTS AND BENEFITS**

The LICORNE Vegan Rice Facial Cream utilizes key ingredients known for their skin-benefiting properties.

key ingredient

The soil of Icheon holds abundant nutrients.
The rice grown in those regions
continue to be highly valued to this day.

AHA/PHA

Rice Bran Extract

Sunflower Seed Oil



Image 5: A visual representation of the key ingredients: AHA/PHA, Rice Bran Extract, and Sunflower Seed Oil.

- **AHA/PHA:** These ingredients contribute to gentle exfoliation, promoting a smoother and brighter skin complexion.
- **Rice Bran Extract:** Known for its nourishing and brightening properties, derived from Korea's Icheon rice.
- **Sunflower Seed Oil:** Provides additional moisture and helps maintain the skin's barrier function.
- **Hyaluronic Acid:** A powerful humectant that attracts and holds moisture, contributing to deep hydration.

Special skincare with Korea's Icheon Rice!

Made with
Korean Rice Bran and
moisturizing & exfoliating
AHA/PHA ingredients.




Image 6: Korean Icheon Rice, emphasizing the origin and quality of the rice used in the product.

Product Certifications and Attributes:

Key Facts

ETHANIL FREE



SILICON FREE



STERIOD FREE



ARTIFICIAL COLORING FREE



ARTIFICIAL FRAGRANCE FREE



VEGAN FRIENDLY




CRUELTY FREE

Image 7: Key facts highlighting the cream's formulation, including being free from certain chemicals and its vegan and cruelty-free status.

- Ethanol Free
- Silicone Free
- Steroid Free
- Artificial Coloring Free
- Artificial Fragrance Free
- Vegan Friendly
- Cruelty Free



Vegan Society UK



cruelty-free by PETA



GMP

Image 8: Certifications displayed, including Vegan Society UK, PETA cruelty-free, and GMP (Good Manufacturing Practice).

6. MAINTENANCE AND STORAGE

To ensure the longevity and effectiveness of your LICORNE Vegan Rice Facial Cream, follow these maintenance and storage guidelines:

- Always close the lid tightly after each use to prevent contamination and maintain product integrity.
- Store the cream in a cool, dry place, away from direct sunlight and extreme temperatures.
- Avoid storing in humid environments, such as directly in the shower, as this can affect the product's stability.
- Do not dilute the product with water or other substances, as this may compromise its formulation and effectiveness.

7. TROUBLESHOOTING

If you encounter any issues while using the LICORNE Vegan Rice Facial Cream, consider the following:

- **Skin Irritation:** If redness, itching, or burning occurs, discontinue use immediately. Cleanse the affected area with mild soap and water. If symptoms persist, consult a dermatologist.
- **Lack of Hydration:** Ensure your skin is properly cleansed before application. Apply a sufficient amount of cream. For very dry skin, consider using it as a sleeping pack or layering with a hydrating serum.
- **Product Consistency Change:** If the cream's texture or smell changes significantly, it may indicate spoilage. Ensure proper storage conditions (cool, dry place, lid tightly closed). Discard if spoilage is suspected.
- **Allergic Reaction:** If you suspect an allergic reaction, stop use and seek medical advice. Review the ingredient list for any known allergens.

8. SPECIFICATIONS

Attribute	Detail
Brand	LICORNE
Product Name	Vegan Rice Facial Cream
Model Number (ASIN)	B0CKFX6GYW
Item Volume	1.69 Fluid Ounces (50ml)
Product Dimensions (L x W x H)	2.56 x 2.56 x 2.24 inches
Item Weight	2.47 ounces
Manufacturer	HAPPY BIO
Active Ingredients	Hyaluronic Acid, Rice Extract, AHA/PHA
Age Range (Description)	Adult



9. WARRANTY AND SUPPORT





No specific warranty information is provided for this product. For any product-related inquiries, support, or concerns, please contact the manufacturer or the seller directly through the platform where the product was purchased. You can visit the [LICORNE Store on Amazon](#) for more information about the brand and its products.



© 2024 LICORNE. All rights reserved.
This manual is for informational purposes only. Product specifications are subject to change without notice.

Related Documents - Vegan Rice Facial Cream

	<p>Licorne DN49 Wireless Solar Charger User Manual</p> <p>Comprehensive user manual for the Licorne DN49 portable wireless solar charger, detailing features, specifications, instructions, safety precautions, and warranty information.</p>
	<p>JUNGLÜCK 2025 Advent Calendar: Your Guide to Skincare Discoveries</p> <p>Explore the JUNGLÜCK 2025 Advent Calendar with this comprehensive guide. Discover skincare products, learn about your skin type, and find the perfect routine for radiant, healthy skin.</p>

	<p>Pevonia Aroma Aquatight™ Essentials Facial Treatment Protocol</p> <p>Detailed instructions and product list for the Pevonia Aroma Aquatight™ Essentials Facial treatment, including preparation and application steps for professional use.</p>
	<p>Oh My Koko: Guida Completa alla Cura del Viso Naturale e Vegana</p> <p>Scopri la filosofia 'attivismo della pelle' di Oh My Koko. Guida completa a routine viso naturali e vegane, ingredienti benefici, consigli per pelle secca, grassa, sensibile, e prodotti anti-età, idratanti e illuminanti.</p>
	<p>L(A)B LED Facial Mask User Guide: Clinically Tested Light Therapy</p> <p>Comprehensive user guide for the L(A)B LED Facial Mask, detailing its features, benefits, and how to use the five pre-set light therapy facials for improved skin health. Includes charging instructions and FAQs.</p>
	<p>NuFACE 5-Minute Facial-Lift: At-Home How-To Guide</p> <p>Learn how to perform the NuFACE 5-Minute Facial-Lift at home for toned, lifted, and contoured skin. This guide covers essential supplies, microcurrent contraindications, and step-by-step application instructions for the NuFACE Trinity and Mini devices.</p>