

Xiaomi BHR7357EU

Xiaomi Smart Air Fryer 6.5L User Manual

Model: BHR7357EU

1. INTRODUCTION

Welcome to the user manual for your new Xiaomi Smart Air Fryer 6.5L. This appliance is designed to provide a healthier way to cook your favorite meals, utilizing 360° hot air circulation for even cooking with minimal oil. With its large capacity, smart control features, and integration with the Xiaomi Home app, preparing delicious and healthy food has never been easier. Please read this manual thoroughly before first use to ensure safe and optimal operation of your air fryer.



Image: The Xiaomi Smart Air Fryer 6.5L in black, shown alongside a smartphone displaying its control interface, highlighting its smart capabilities.

2. IMPORTANT SAFETY INSTRUCTIONS

When using electrical appliances, basic safety precautions should always be followed to reduce the risk of fire, electric shock, and injury to persons, including the following:

- Read all instructions before using the appliance.
- Do not touch hot surfaces. Use handles or knobs.
- To protect against electric shock, do not immerse cord, plugs, or appliance in water or other liquid.
- Close supervision is necessary when any appliance is used by or near children.
- Unplug from outlet when not in use and before cleaning. Allow to cool before putting on or taking off parts.
- Do not operate any appliance with a damaged cord or plug or after the appliance malfunctions or has been damaged in any manner.
- The use of accessory attachments not recommended by the appliance manufacturer may cause injuries.
- Do not use outdoors.
- Do not let cord hang over edge of table or counter, or touch hot surfaces.
- Do not place on or near a hot gas or electric burner, or in a heated oven.
- Extreme caution must be used when moving an appliance containing hot oil or other hot liquids.
- Always attach plug to appliance first, then plug cord into the wall outlet. To disconnect, turn any control to "off", then remove plug from wall outlet.
- Do not use appliance for other than intended use.
- This appliance is for household use only.

3. PRODUCT COMPONENTS

Familiarize yourself with the main parts of your Xiaomi Smart Air Fryer 6.5L:

- **Main Unit:** Houses the heating element and fan.
- **Frying Basket:** Removable basket for holding food.
- **Grill Plate:** Insert for elevating food and allowing fat to drip.
- **Control Panel:** Digital display and control knob for settings.
- **Power Cord:** For connecting to an electrical outlet.



Image: Two Xiaomi Smart Air Fryers, one white and one black, displayed on a kitchen counter with various cooked dishes, showcasing the appliance's design and use.

4. SETUP AND FIRST USE

1. **Unpacking:** Carefully remove the air fryer and all accessories from the packaging. Remove any stickers or labels.
2. **Cleaning:** Before first use, clean the frying basket and grill plate with warm soapy water. Wipe the main unit with a damp cloth. Ensure all parts are completely dry before assembly.
3. **Placement:** Place the air fryer on a stable, heat-resistant surface, away from walls and other appliances to allow for proper air circulation. Ensure there is at least 10 cm of free space on the back, sides, and above the appliance.
4. **Power Connection:** Plug the power cord into a grounded wall outlet.
5. **Initial Run (Optional but Recommended):** For the first use, it is recommended to run the air fryer empty for about 10-15 minutes at 180°C to eliminate any manufacturing odors. A slight smell or smoke may occur, which is normal. Ensure good ventilation during this process.

5. OPERATING INSTRUCTIONS

Basic Operation

1. **Prepare Food:** Place your ingredients in the frying basket, ensuring not to overfill. For best results, do not exceed the MAX fill line.
2. **Insert Basket:** Slide the frying basket firmly back into the main unit.
3. **Power On:** Press the power button on the control panel.
4. **Select Mode/Adjust Settings:** Use the control knob to select a preset cooking mode or manually adjust the temperature

(40°C - 220°C) and cooking time. The OLED display will show the current settings.


5. **Start Cooking:** Press the control knob to start the cooking process.
6. **Shake/Flip (Optional):** For some recipes, shaking or flipping the food halfway through cooking is recommended for even browning. The air fryer may beep to remind you.
7. **Finish Cooking:** The air fryer will beep when the cooking time is complete. Carefully pull out the basket and remove the food.

Cooking Functions and Features

- **360° Convection Hot Air:** The air fryer uses a 360° hot air circulation system to cook food evenly and thoroughly without the need for constant turning. This ensures crispy exteriors and tender interiors.

360° Heißluftzirkulation für gleichmäßiges Garen ohne Wenden*

Das optimierte Luftkanaldesign verbessert die Luftzirkulation und -verteilung. Die heiße Luft wird direkt zum Garkorb geleitet und sorgt so für gleichmäßige Ergebnisse ohne Wenden.



* Die Verwendung von Papiereinlagen, Alufolie usw. während des Garvorgangs kann die 360°-Heißluftzirkulation beeinträchtigen.

Image: An internal diagram illustrating the 360° hot air circulation within the air fryer, demonstrating how heat is distributed for even cooking.

- **Fat Reduction Program:** This feature is designed to reduce excess fat and oil from your food, making meals healthier. It can reduce oils and fats by up to 88.3% in grill mode.

Hochtemperatur-Entfettungsfunktion* – für gesunde, fettarme und authentische Aromen

Überschüssiges Fett und Öl wird mit der Entfettungsfunktion effektiv herausgefiltert, mit einer Entfettungsleistung von bis zu 196%*; selbst beim knusprigen Anbraten werden Fett und Öl um bis zu 88,3%* reduziert.



* Die Entfettungsfunktion eignet sich für Hähnchenflügel, Lammkoteletts und Steaks.

* Beim Garen von Schweinefleisch mit der Entfettungsfunktion ergibt sich im Vergleich zum Mi Smart Air Fryer 3.5L eine Effizienzsteigerung von über 196%.

Image: A diagram illustrating the fat reduction function, showing oil dripping from food onto the grill plate, indicating healthier cooking.

- **Wide Temperature Range:** The air fryer offers a versatile temperature range from 40°C to 220°C, allowing for various cooking methods including baking, roasting, grilling, dehydrating, and even fermenting.

Präzise NTC-Temperaturregelung mit einem einstellbaren Temperaturbereich von 40–220°C

Die integrierte NTC-Technologie zur intelligenten Temperaturkontrolle überwacht die Temperatur während des Garvorgangs präzise, um ein Über- oder Untergaren zu vermeiden. Zum Auftauen, Fermentieren und zum Trocknen von Früchten wird eine konstante niedrige Temperatur von beispielsweise 40°C gewährleistet. Die Höchsttemperatur von 220°C eignet sich zum Braten, Frittieren und Backen.



Joghurt
8h bei 40°C



**Knusprige
Kartoffelecken**
20min bei 180°C



Kekse
15min bei 160°C



Lammkoteletts
15min bei 220°C

* Die oben angegebenen Temperaturen und Zeiten sind nur Richtwerte und müssen möglicherweise an die tatsächlichen Gegebenheiten angepasst werden.

Image: A collage of various dishes (yogurt, crispy potatoes, cookies, lamb chops) with suggested cooking times and temperatures, demonstrating the air fryer's wide temperature range and versatility.

- **Keep Warm Function:** After cooking, the air fryer can automatically switch to a 30-minute keep warm mode to maintain food temperature and crispness.

"Automatisches Warmhalten von Speisen*: Der Geschmack bleibt erhalten, bis die Speisen auf den Teller kommen"

Nach dem Garen schaltet das Gerät automatisch in einen 30-minütigen Warmhaltemodus, damit die Speisen im Korb knusprig und zart bleiben, als wären sie gerade erst fertig worden.



* Die Warmhaltefunktion ist nicht verfügbar, wenn die Gartemperatur unter 80°C liegt oder es sich um die Garprogramme für Gemüse, Joghurt, Auftauen und Trockenfrüchte handelt. Automatische Warmhaltefunktion von bis zu 30 Minuten pro Ladung.

Image: The Xiaomi Smart Air Fryer with food visible inside, indicating the appliance's ability to keep food warm after cooking.

- **Large 6.5L Capacity:** The generous 6.5-liter capacity is ideal for preparing meals for families or larger gatherings, capable of cooking a whole chicken.

Großes Fassungsvermögen von 6,5 Litern – genug für Familie und Freunde

Dank des besonders großen Fassungsvermögens lässt sich problemlos ein ganzes Huhn braten. Egal, ob es sich um ein Familientreffen oder eine Party handelt, es ist genug für alle da.



Image: The Xiaomi Smart Air Fryer with a whole roasted chicken inside, illustrating its large 6.5L capacity suitable for family meals.

6. SMART FEATURES

Your Xiaomi Smart Air Fryer offers advanced smart features for convenient control and enhanced cooking experience:

- **Xiaomi Home App Control:** Connect your air fryer to the Xiaomi Home app on your smartphone for remote control, scheduling, and access to over 100 cloud recipes.

Steuerung per App

Über die Mi Home/Xiaomi Home App lässt sich das Gerät per Smartphone fernsteuern und du hast Zugriff auf über 100 Cloud-Rezepte, die du individuell anpassen kannst.

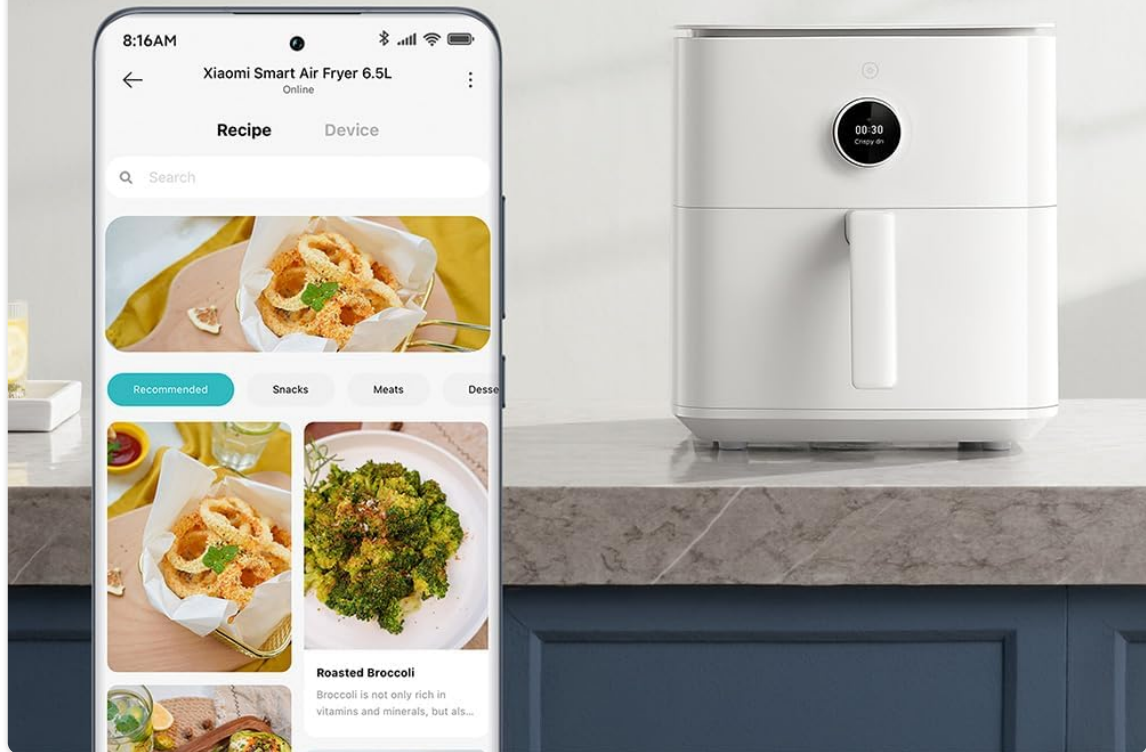


Image: A smartphone displaying the Xiaomi Home app interface with various air fryer recipes, demonstrating remote control and recipe access.

- **24-Hour Smart Control:** Plan your cooking up to 24 hours in advance using the Xiaomi Home app, allowing for flexible meal preparation.
- **Voice Control with Google Assistant:** Control your air fryer hands-free using Google Assistant voice commands. This feature allows you to start, stop, or adjust settings without touching the appliance.

7. MAINTENANCE AND CLEANING

Regular cleaning ensures optimal performance and extends the lifespan of your air fryer.

1. **Before Cleaning:** Always unplug the air fryer from the power outlet and allow it to cool down completely before cleaning.
2. **Frying Basket and Grill Plate:** These parts are non-stick coated and can be cleaned with warm soapy water and a non-abrasive sponge. They are also dishwasher safe.



Image: A person cleaning the removable frying basket and grill plate under running water in a sink, demonstrating ease of cleaning.

3. **Main Unit:** Wipe the exterior of the air fryer with a damp cloth. Do not immerse the main unit in water or any other liquid.
4. **Heating Element:** Use a soft brush to remove any food residue from the heating element inside the air fryer.
5. **Storage:** Ensure all parts are clean and dry before storing the air fryer in a cool, dry place.

8. TROUBLESHOOTING

If you encounter issues with your air fryer, refer to the following common problems and solutions:

Problem	Possible Cause	Solution
Air fryer does not turn on.	Not plugged in; power outlet issue; appliance malfunction.	Ensure the power cord is securely plugged into a working outlet. Check the circuit breaker. Contact customer support if the issue persists.
Food is not cooked evenly.	Basket overloaded; food not shaken/flipped; incorrect temperature/time.	Do not overload the basket. Shake or flip food halfway through cooking. Adjust temperature and time as per recipe or food type.
White smoke coming from the appliance.	Greasy ingredients; oil residue from previous use.	For fatty foods, ensure the grill plate is used. Clean the basket and grill plate thoroughly after each use to remove oil residue.
Food is not crispy.	Too much moisture; not enough oil (for certain foods); incorrect temperature.	Pat food dry before air frying. A light spray of oil can help with crispiness. Ensure correct temperature and cooking time.
App connection issues.	Wi-Fi connectivity problems; incorrect app settings.	Ensure your air fryer and smartphone are connected to the same 2.4GHz Wi-Fi network. Restart the app and air fryer. Refer to the app's help section for detailed connection steps.

9. SPECIFICATIONS

Feature	Detail
Brand	Xiaomi
Model Number	BHR7357EU
Color	Black
Product Dimensions (D x W x H)	31.7 x 28.7 x 38.9 cm
Capacity	6.5 Liters
Power / Wattage	1800 watts
Voltage	2.3E+2 Volts (230V)
Material	Alloy
Auto Shutoff	Yes
Special Features	Smart fryer
Item Weight	5.4 Kilograms
Recommended Uses	Grill, Bake, Roast, Reheat, Defrost




Image: A diagram illustrating the physical dimensions (height, width, depth) of the Xiaomi Smart Air Fryer 6.5L.

10. WARRANTY AND SUPPORT

Your Xiaomi Smart Air Fryer 6.5L comes with a **1-year manufacturer warranty**. Please retain your proof of purchase for warranty claims.

For technical support, troubleshooting assistance, or warranty inquiries, please contact Xiaomi customer service through their official website or the contact information provided with your product packaging.

You can also visit the official Xiaomi website for FAQs and additional resources: www.mi.com



The upgraded circular air duct improves air circulation and airflow distribution, sending hot air directly to the frying basket, heating evenly with no need for flipping.



Large 6.5L capacity to let family and friends gather around. Its extra-large capacity makes it easy to roast a whole chicken. Whether it's a family gathering or a friend's party, you can handle it with ease.

[illegible][illegible][illegible]

Xiaomi Smart Air Fryer 6.5L EU Version Model MAF10 360° convection heating for even flip free cooking Large capacity to cook more food Master every meal to down alza.cz manual 120513 |||

Xiaomi Smart Air Fryer 6.5L Master every meal White ID: 47710 SKU: BHR7358EU Black ID: 47706 SKU **BHR7357EU** EU Version Model: MAF10 360 convection heating for evenflip-free cooking The upgraded circular air duct improves air circulation and airflow distributionsending hot air directly to the fr...
lang:en score:27 filesize: 1.06 M page_count: 2 document date: 2023-08-10

Полный каталог продукции Xīaomǐ, включая умные часы, наушники, телевизоры, устройства для умного дома, зарядные устройства, бытовую технику, персональный уход и аксессуары. Содержит информацию о ценах и моделях.

lang:nl score:19 filesize: 256.59 K page count: 15 document date: 2025-05-22

Полный перечень потребительской электроники и умных домашних устройств Xiaomi и Redmi, включая наушники, планшеты, мониторы, телевизоры, смарт-часы и различные аксессуары, с указанием цены. lang:nl score:18 filesize: 259.18 K page_count: 8 document date: 0000-00-00

Полный список товаров Xiaomi, включая гарнитуры, планшеты, телевизоры, мониторы, умные часы, пылесосы, смартфоны, зарядные устройства, повербанки, камеры, бытовую технику и многое другое, с указанием цен.

lang:nl score:18 filesize: 264.2 K page_count: 8 document date: 0000-00-00

