

CHiQ U55QG7V

CHiQ U55QG7V 55-inch 4K QLED Android TV User Manual

Model: U55QG7V

- Introduction
- Setup
- Operation
- Maintenance  
Warranty &  
Support
- Troubleshooting
- Specifications

1. INTRODUCTION

This manual provides essential information for the safe and efficient use of your CHiQ U55QG7V 55-inch 4K QLED Android TV. Please read this manual thoroughly before operating the device and retain it for future reference. The CHiQ U55QG7V features a frameless QLED display, delivering an immersive visual experience with stunning, realistic images. It integrates Android TV for seamless access to your favorite entertainment, music, and games, supporting popular streaming services like Netflix, Prime Video, and Google Play. Connectivity options include HDMI, USB, and Bluetooth, along with support for Chromecast and Google Smart Home.



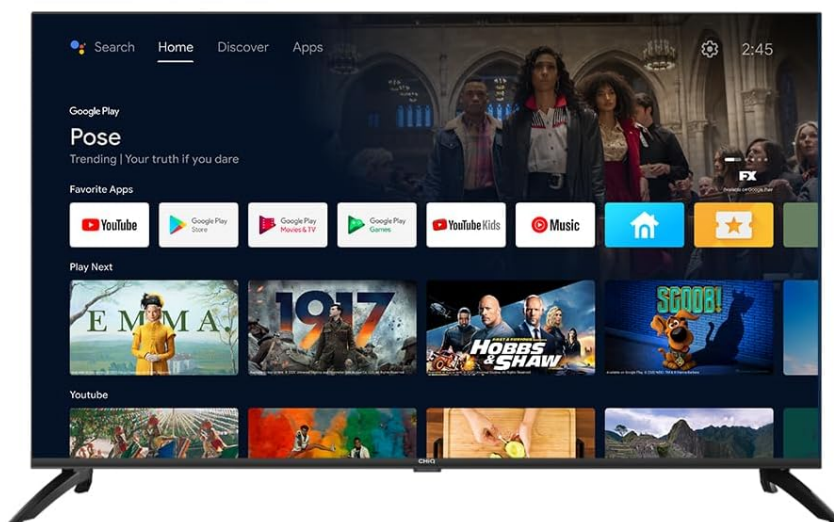
Image: Front view of the CHiQ U55QG7V 55-inch 4K QLED Android TV, highlighting its frameless design and key features like 4K QLED, HDR10, Dolby Vision, and Alexa compatibility.

## 2. SETUP

### 2.1 Unboxing and Package Contents

Carefully remove the TV from its packaging. Ensure all components are present before proceeding with the setup. The package typically includes:

- CHiQ U55QG7V TV Unit
- TV Stand (2 pieces)
- Bluetooth Remote Control
- Batteries (AAA, 2 included)
- Power Charger
- User Manual (this document)



Modello:U55QG7V		Marchio:CHiQ	
Dimensioni	55"	Risoluzione	3840*2160 px
Sistema digitale	DVB-T2/T/C/S/S2	Alimentazione	AC100-240V/ 50-60HZ
Dimensione della confezione	1335×132×820 mm	Supporto a parete	200*200/M6
Contenuto della confezione	Telecomando, Batterie fornite in dotazione, Supporto fornito in		

Image: The CHI Q U55QG7V TV displayed alongside its remote control, illustrating typical package contents.

## 2.2 Attaching the TV Stand

If you are not wall-mounting the TV, attach the included stands. Place the TV face down on a soft, clean surface to prevent screen damage. Align each stand with the corresponding screw holes on the bottom of the TV and secure them with the provided screws.



Image: A close-up view of the TV stand, showing its design and how it connects to the television unit.

## 2.3 Physical Dimensions and Placement

Consider the dimensions for proper placement and ventilation. Ensure adequate space around the TV for airflow.

- Dimensions with stand (W x D x H): 1230.9 × 275 × 768.4 mm
- Dimensions without stand (W x D x H): 1230.9 × 88.6 × 713.4 mm

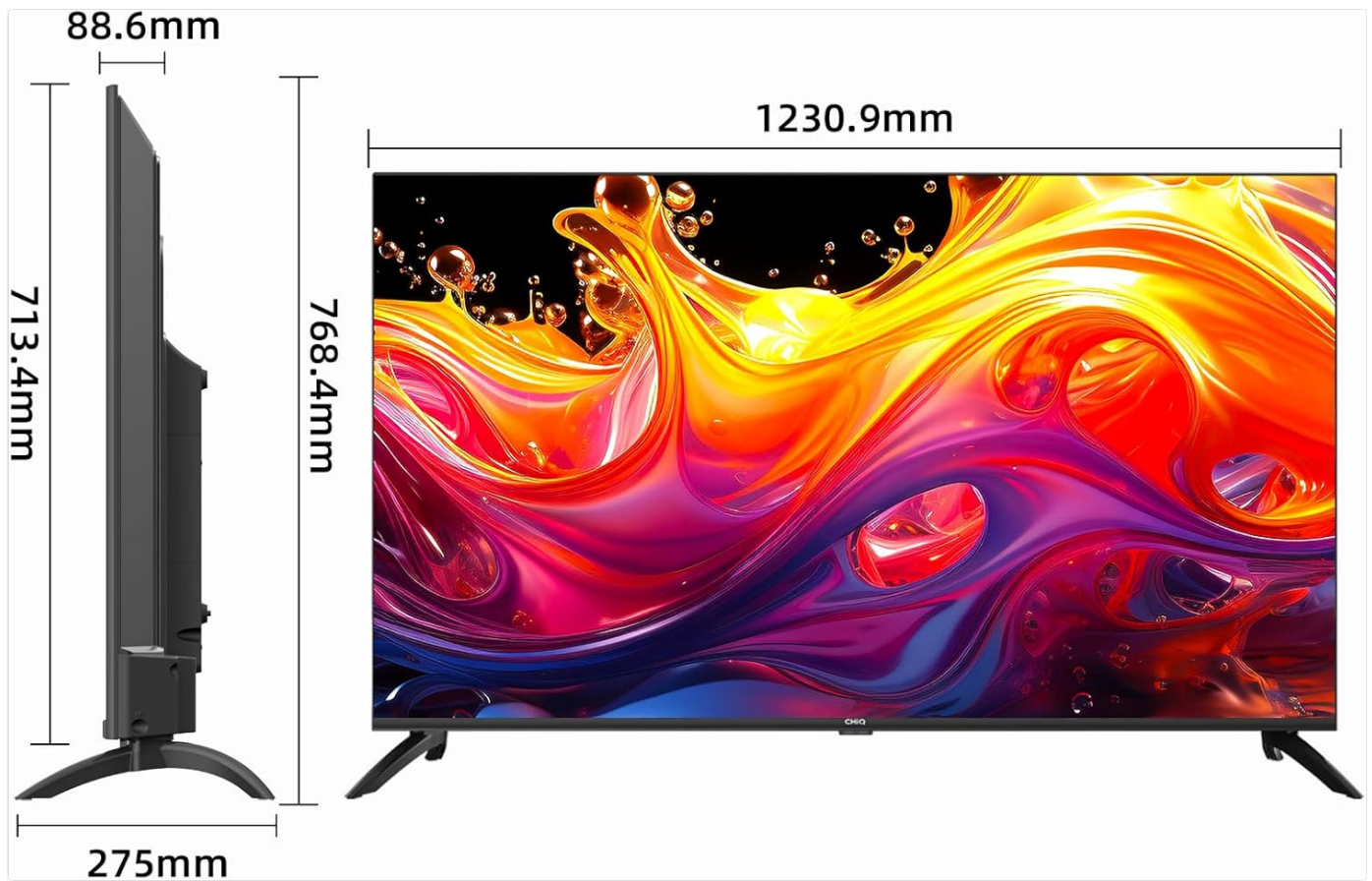


Image: Technical drawing illustrating the precise dimensions of the CHIQ U55QG7V television, both with and without its stand.

## 2.4 Connecting Peripherals

The TV offers various connectivity options. Connect your devices such as gaming consoles, Blu-ray players, soundbars, or external storage devices to the appropriate ports.

- **HDMI Ports:** For high-definition audio and video devices.
- **USB Ports:** For connecting USB drives for media playback or external devices.
- **Ethernet Port:** For a wired internet connection.
- **Bluetooth:** For wireless connection to compatible audio devices or accessories.






Image: Side profile of the CHIQ U55QG7V TV, highlighting the location of its various input and output ports for connecting external devices. After connecting all necessary cables, plug the power cord into the TV and then into a wall outlet.

### **3. OPERATION**

#### **3.1 Initial Setup and Android TV Interface**

Upon first power-on, the TV will guide you through the initial setup process, including language selection, network connection (Wi-Fi or Ethernet), and Google account sign-in. The Android TV interface provides easy access to apps, settings, and content.






Image: A screenshot of the Android TV home screen, displaying a selection of popular streaming applications and content recommendations.

You can download over 5000+ apps from the Google Play Store directly on your TV.

### 3.2 Picture and Sound Settings

The CHIQ U55QG7V features 4K QLED technology with Dolby Vision HDR10 for enhanced visual quality. You can adjust picture modes (e.g., Standard, Vivid, Movie, Game) and sound settings (e.g., Standard, Music, Movie) to optimize your viewing experience. The TV also supports Dolby Audio and dbx-tv for improved sound.

# Tutti i tuoi contenuti in streaming, su un unico schermo.



5000+ Apps

Download your  
favorite apps



Image: A visual comparison demonstrating the enhanced color and contrast provided by HDR10 and Dolby Vision technologies compared to standard 4K.

## 3.3 Smart Features and Voice Control

The TV works with Alexa and Google Assistant, allowing you to control the TV and other smart home devices using voice commands. Simply press the voice assistant button on your remote and speak your command.

Built-in Chromecast allows you to cast content from your smartphone, tablet, or computer directly to the TV screen.

## 4. MAINTENANCE

### 4.1 Cleaning the Screen

To clean the screen, gently wipe it with a soft, lint-free cloth. For stubborn marks, slightly dampen the cloth with water or a screen-specific cleaning solution. Avoid using harsh chemicals, abrasive materials, or direct spraying onto the screen.

### 4.2 General Care

- Keep the TV away from direct sunlight and heat sources.



- Ensure proper ventilation by not blocking the vents on the back of the TV.
- Unplug the TV during lightning storms or when it will be unused for extended periods.

## 5. TROUBLESHOOTING

If you encounter issues with your TV, refer to the following common solutions before contacting support.

### 5.1 No Power

- Check if the power cord is securely plugged into both the TV and the wall outlet.
- Verify that the wall outlet is functioning by plugging in another device.
- Try a different power outlet.

### 5.2 No Picture / Poor Picture Quality

- Ensure the correct input source is selected (e.g., HDMI 1, TV).
- Check all cable connections between the TV and external devices.
- Adjust picture settings (brightness, contrast, color) in the TV menu.
- If using an antenna, check antenna connection and signal strength.

### 5.3 No Sound / Poor Sound Quality

- Increase the volume on the TV and any connected audio devices.
- Check if the TV is muted.
- Verify audio cable connections to external sound systems.
- Adjust sound settings in the TV menu.

### 5.4 Remote Control Not Working

- Ensure batteries are correctly inserted and not depleted. Replace if necessary.
- Remove any obstacles between the remote and the TV's IR sensor.
- For Bluetooth remote, ensure it is paired with the TV. Refer to the pairing instructions in the TV's on-screen manual.

### 5.5 Network Connectivity Issues

- For Wi-Fi, ensure the Wi-Fi router is on and within range.
- Restart your router and modem.
- For wired connection, ensure the Ethernet cable is securely connected.
- Check network settings on the TV to ensure correct configuration.

## 6. SPECIFICATIONS

Below are the key technical specifications for the CHiQ U55QG7V 55-inch 4K QLED Android TV.

Feature	Detail
Brand	CHiQ
Model Number	U55QG7V
Screen Size	55 Inches

Feature	Detail
Display Technology	QLED
Resolution	4K (3840 x 2160 pixels)
Refresh Rate	60 Hz
Operating System	Android TV
Connectivity	Bluetooth, Ethernet, USB, Wi-Fi, HDMI
USB Ports	1
Special Features	Dolby Vision, HDR10, Frameless Design, Works with Alexa, Google Assistant, Chromecast built-in
Product Dimensions (with stand)	1230.9 x 275 x 768.4 mm
Product Dimensions (without stand)	1230.9 x 88.6 x 713.4 mm
Power Supply	AC100-240V / 50-60HZ
Energy Efficiency Class	G (SDR), G (HDR)
Power Consumption (1000h)	84 kWh (SDR), 84 kWh (HDR)

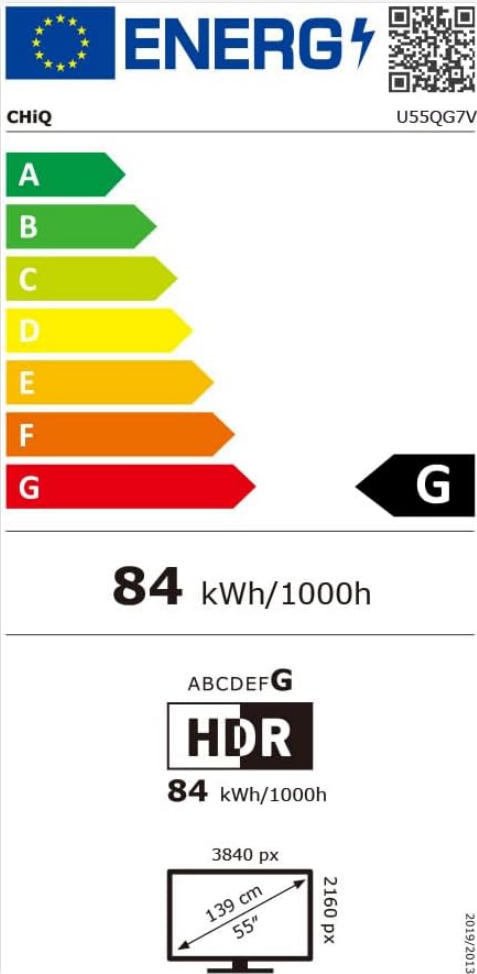


Image: The energy efficiency label for the CHIQ U55QG7V television, indicating its power consumption and class.

## 7. WARRANTY AND SUPPORT

### 7.1 Warranty Information

CHiQ provides a 24-month after-sales service for this product. All products come with a 2-year warranty (3 years for ES regions). Please retain your proof of purchase for warranty claims.

Additionally, Amazon offers a 30-day return policy without requiring a specific reason for return.





### 7.2 Customer Support

For technical assistance or service inquiries, please contact CHiQ customer support. An online hotline staffed by professional employees is available on weekdays to assist you.

For the most up-to-date contact information, please refer to the official CHiQ website or your product documentation.


© 2023 CHiQ. All rights reserved.

## Related Documents - U55QG7V

	<p><a href="#">CHI Q 32" HD Google TV L32M9P - Portable Entertainment</a></p> <p>Explore the CHI Q 32" HD Google TV (L32M9P), a portable TV featuring Google Assistant, Google TV, Netflix, YouTube, and Amazon Prime Video. Learn about its specifications, features, and powering options, including an optional 5000mAh power bank.</p>
	<p><a href="#">Chiq CHI001 Replacement Remote Control Guide</a></p> <p>This document provides a detailed comparison between the original Chiq CHI001 remote control and its replacement. It lists all button functions, including navigation, media playback, smart TV features, and special functions, presented in an accessible HTML format.</p>
	<p><a href="#">CHI Q U65QM8V User Manual: Setup, Features, and Troubleshooting</a></p> <p>Comprehensive user manual for the CHI Q U65QM8V TV, covering safety instructions, setup, features like Smart TV, PVR, Bluetooth, Google Assistant, Chromecast, dbx-tv sound, and troubleshooting tips.</p>
	<p><a href="#">CHI Q U43QM10 Google TV User Manual - Features and Settings</a></p> <p>User manual for the CHI Q U43QM10 Google TV, detailing remote control functions, app access, recording features, picture settings like 120Hz DLG mode, and sound options.</p>

	<p><a href="#">Instrukcja Obsługi Telewizora CHI Q M55QN9V</a></p> <p>Kompleksowa instrukcja obsługi telewizora CHI Q M55QN9V, zawierająca informacje o bezpieczeństwie, instalacji, obsłudze, rozwiązywaniu problemów i specyfikacjach technicznych.</p>
	<p><a href="#">CHI Q U50QM10 User Manual</a></p> <p>User manual for the CHI Q U50QM10 television, covering setup, operation, safety instructions, and troubleshooting.</p>

Documents - CHI Q – U55QG7V



[pdf]  
84 kWh 1000h ANDREASHOP skCHI Q U55QG7V 3840 px 139 cm 55 2160 pxENERGETICKY LIST OID  
52TJ000901andreashop sk files kat img ENERGETICKY 52TJ000901 |||  
CHI Q **U55QG7V** 84 kWh/1000h 84 kWh/1000h 3840 px 1395c5m 2160 px ...  
lang: **score:29** filesize: 76.41 K page\_count: 1 document date: 2024-04-13

Karta informacyjna produktu			
ROZPORZĄDZENIE DELEGOWANE KOMISJI (UE) 2019/2013 w odniesieniu do etykietywania energetycznego urządzeń elektrycznych			
Parametr	Parametry lub wartości i wskaźniki	Wartość	Dział
1. Nazwa dostawcy lub znak towarowy	CHI Q		
2. Adres dostawcy	Changhong Europe Electric s.r.o., Dlnická 213/12, 17000 Holešovice Praha 7, CZ		
3. Identyfikator modelu	U55QG7V		
4. Klasa efektywności energetycznej dla standardowego zakresu dynamicznego SDR	G		
5. Poziór mocy w trybie wyłączenia dla SDR	84,0	W	
6. Klasa efektywności energetycznej dla całego zakresu dynamicznego SDR	84,0	W	
7. Poziór mocy w trybie wyłączenia dla HDR	nie dotyczy		
8. Poziór mocy w trybie czuwania, w dozwolonych przypadkach	0,5	W	
9. Poziór mocy w trybie czuwania przy podłączeniu do sieci, w dozwolonych przypadkach	0,7	W	
10. Kategoria wywołania zalecenia	Telewizor		
11. Format ekranu	16:9		
12. Rozdzielczość ekranu	3840 x 2160	punktów	
13. Przekątna ekranu	153,0	cm	
14. Przekątna ekranu	55	cali	
15. Wskaźnik jasności ekranu	62,2	lm/100cm²	
16. Zakresowa skuteczność panelu	QLED LED		
17. Dostępność funkcji automatycznej regulacji jasności (ABC)	Nie		
18. Dostępność czujnika rozpoznawania mowy	Nie		
19. Dostępność czujnika obecności w pomieszczeniu	Nie		
20. Częstotliwość odświeżania ekranu (Hz)	60	Hz	
21. Minimalna gwarantowana długość okresu eksploatacji (od daty zakończenia reprodukcji do daty zakończenia reprodukcji)	7	lat	
22. Minimalna gwarantowana długość okresu eksploatacji (od daty zakończenia reprodukcji do daty zakończenia reprodukcji)	7	lat	
23. Minimalna gwarantowana długość okresu eksploatacji (od daty zakończenia reprodukcji do daty zakończenia reprodukcji)	2	lat	
24. Typ zasilacza	Wewnętrzny		

[pdf]  
Karta informacyjna produktu Electro plCHI Q Adres dostawcy Changhong Europe Electric s.r.o. Dlnická 213/12 17000 Holešovice Praha 7 CZ 2 Identyfikator modelu U55QG7V 3 Klasa 15382505 1electro pl  
products files 62 6228902 15382505 1 |||  
Karta informacyjna produktu ROZPORZĄDZENIE DELEGOWANE KOMISJI UE  
2019/2013 w odniesieniu do etykietywania energetycznego urządzeń elektrycznych ... gong Europe Electric s.r.o., Dlnická 213/12,  
17000 Holešovice Praha 7, CZ 2. Identyfikator modelu **U55QG7V** 3. Klasa efektywności energetycznej dla standardowego- G go zakresu dynamicznego SDR 4.  
Pob...  
lang:pl **score:26** filesize: 58.12 K page\_count: 2 document date: 2024-01-10