

Dogtra CUE Gen 2

Dogtra CUE Gen 2 E-Collar User Manual

INTRODUCTION

The Dogtra CUE Gen 2 E-Collar is a remote dog training system designed for ease of use by beginners and everyday dog owners. This device assists in off-leash training by providing precise and safe control through 99 stimulation levels, a customizable Boost button, and various modes including Nick, Continuous, and Vibration (Pager). The system features an upgraded remote with larger, assignable buttons for tailored training. The receiver collar is IPX9K-rated waterproof, suitable for diverse training environments, and includes nickel-free plastic contact points for comfort on sensitive skin. It is designed for dogs 10 lbs and up.



Image: The Dogtra CUE Gen 2 E-Collar, showing the remote transmitter and the receiver collar.

PRODUCT COMPONENTS

The Dogtra CUE Gen 2 E-Collar package includes the following items:

- Collar (Receiver)
- Remote Transmitter
- Owner's Manual
- Plastic Contact Points
- USB-C Charging Splitter Cable



Image: Visual representation of key features: plastic contact points, safety lock, vibration function, and USB-C charging port.

SETUP

Charging the Unit

Before initial use, fully charge the Dogtra CUE Gen 2 E-Collar. The unit requires 2 Lithium Polymer batteries (included). Use the provided USB-C Charging Splitter Cable to charge both the remote transmitter and the receiver collar simultaneously. Ensure the charging ports are clean and dry before connecting the cable. A full charge is recommended for optimal performance.

Fitting the Receiver Collar

Proper fit of the receiver collar is crucial for effective and safe operation. The lightweight, convertible receiver is designed to fit dogs 10 lbs and up, accommodating various neck shapes and sizes. Position the receiver on your dog's neck so that the plastic contact points make consistent contact with the skin. The collar should be snug enough to prevent movement but not so tight as to cause discomfort or restrict breathing. You should be able to fit two fingers comfortably between the collar strap and your dog's neck.

FIT ANY NECK SIZE OR SHAPE



Image: Two dogs illustrating how the Dogtra CUE Gen 2 E-Collar fits various neck sizes and shapes.

OPERATING INSTRUCTIONS

Remote Transmitter Functions

The Dogtra CUE Gen 2 remote features an upgraded design with larger, customizable buttons. It offers three primary correction modes:

- **Nick Mode:** Delivers a single, brief pulse of stimulation.
- **Continuous Mode:** Delivers continuous stimulation for up to 12 seconds, or until the button is released.
- **Vibration (Pager) Mode:** Provides a non-stimulating vibration.

The remote also includes a customizable **Boost button**, allowing for a quick increase in stimulation level for emergency situations. The stimulation intensity can be adjusted across 99 precise levels. The **Safety Level Lock** feature prevents accidental changes to the stimulation level during training.

CUSTOMIZE ME!

SET BUTTONS TO YOUR PREFERENCE



Image: The Dogtra CUE Gen 2 remote, highlighting the customizable primary recall and secondary training function buttons.



Image: Overview of key operational features: 99-level safety lock, 400-yard range, Nick/Continuous/Vibrate modes, and custom boost.

MAINTENANCE

To ensure the longevity and proper function of your Dogtra CUE Gen 2 E-Collar, follow these maintenance guidelines:

- **Cleaning:** After exposure to dirt or water, clean the receiver collar and remote transmitter.
- **Saltwater Exposure:** If exposed to saltwater, rinse the unit thoroughly with fresh water immediately.
- **Storage:** Store the device in a cool, dry place when not in use.
- **Charging:** Always ensure the charging ports are dry before connecting the USB-C cable.



Image: A dog swimming while wearing the Dogtra CUE Gen 2 E-Collar, demonstrating its waterproof capability.

TROUBLESHOOTING

If you encounter issues with your Dogtra CUE Gen 2 E-Collar, consider the following:

- **No Power/Not Charging:** Ensure the USB-C charging cable is properly connected to both the unit and a power source. Verify the charging ports are clean and dry.
- **Inconsistent Stimulation:** Check the fit of the receiver collar. The contact points must make consistent contact with the dog's skin. Trim your dog's fur if it is too thick and interferes with contact.
- **Remote Not Responding:** Ensure both the remote and receiver are charged and powered on. Repair the units if necessary (refer to the full owner's manual for pairing instructions).

SPECIFICATIONS





Feature	Detail
Item Weight	13.7 ounces
Item Model Number	644622020994




Batteries	2 Lithium Polymer batteries (included)
Range	400 yards
Waterproof Rating	IPX9K (Receiver)
Contact Points	Nickel-free plastic
Charging	USB-C
Expandability	Up to 3 dogs (with additional collars)
Target Audience	Dogs 10 lbs and up, All Life Stages
Material	Biothane Collar Strap
Product Dimensions (Receiver)	1.91"L x 0.82"W

WARRANTY AND SUPPORT

The Dogtra CUE Gen 2 E-Collar comes with a 1-Year Manufacturer's Warranty. For warranty claims, technical support, or further assistance, please refer to the contact information provided in the full owner's manual or visit the official Dogtra website.

Related Documents - CUE Gen 2

 	<p>iQ Plus+ Portable Remote Controlled Dog Training Collar Owner's Manual</p> <p>Comprehensive owner's manual for the iQ Plus+ portable remote controlled dog training collar by Dogtra, covering product safety, features, operation, training tips, maintenance, troubleshooting, and warranty information.</p>
	<p>Dogtra iQ Plus+ Remote Dog Training Collar Owner's Manual</p> <p>Comprehensive owner's manual for the Dogtra iQ Plus+ remote dog training collar, covering product features, safe usage, training methods, maintenance, troubleshooting, and warranty information for effective dog behavior modification.</p>
	<p>Dogtra ARC-X Owner's Manual: Features, Operation, and Training</p> <p>Comprehensive owner's manual for the Dogtra ARC-X remote dog training e-collar, covering features, safety, operation, troubleshooting, and training tips. Learn how to use your Dogtra ARC-X for effective dog training.</p>

 <p>iQ PLUS EXPANDABLE TO 2 DOGS SYSTEM</p> <p>Owner's Manual Please read this manual thoroughly before operating the iQ PLUS training system.</p>	<p>Dogtra iQ PLUS Expandable 2-Dog System Owner's Manual</p> <p>The official owner's manual for the Dogtra iQ PLUS expandable 2-dog training e-collar system. Learn about safety, features, operation, charging, code setting, training tips, maintenance, troubleshooting, and warranty information for this compact, 400-yard range e-collar with Nick, Constant, and Pager vibration modes, suitable for dogs 10 lbs and up.</p>
 <p>iQ Plus+ PORTABLE REMOTE CONTROLLED DOG TRAINING COLLAR</p> <p>Owner's Manual Please read this manual thoroughly before operating the iQ Plus+ training system.</p>	<p>iQ Plus+ Portable Remote Controlled Dog Training Collar Owner's Manual</p> <p>The iQ Plus+ Owner's Manual provides comprehensive instructions for operating and maintaining the iQ Pet portable remote-controlled dog training collar. Learn about product safety, proper fit, stimulation levels, charging, troubleshooting, and warranty information for effective and humane dog training.</p>
 <p>iQ PLUS EXPANDABLE TO 2 DOGS SYSTEM</p> <p>Owner's Manual Please read this manual thoroughly before operating the iQ PLUS training system.</p>	<p>Dogtra iQ PLUS Expandable 2-Dog System Owner's Manual</p> <p>The iQ PLUS Owner's Manual provides comprehensive instructions for operating and maintaining the Dogtra iQ PLUS expandable 2-dog training e-collar system. Learn about safety, features, setup, training tips, troubleshooting, and warranty information for this compact and effective dog training device.</p>