

Casio MTP-V004D-7C

Casio MTP-V004D-7C Men's Stainless Steel Analog Watch Instruction Manual

Model: MTP-V004D-7C | Brand: Casio

INTRODUCTION

This manual provides essential instructions for the proper use, setup, and maintenance of your Casio MTP-V004D-7C Men's Stainless Steel Analog Watch. Please read this manual carefully to ensure optimal performance and longevity of your timepiece.




Figure 1: Front view of the Casio MTP-V004D-7C watch.

SETUP

1. Setting the Time

1. **Pull out the crown:** Gently pull the crown (the knob on the side of the watch) out to the first click position.
2. **Rotate the crown:** Turn the crown to move the hour and minute hands to the desired time. Ensure the AM/PM is correctly set if your watch has a 24-hour indicator or date changes at midnight.
3. **Push in the crown:** Once the time is set, push the crown back into its normal position to start the watch.

2. Setting the Date

1. **Pull out the crown:** Gently pull the crown out to the first click position.
2. **Rotate the crown:** Turn the crown clockwise to adjust the date. Do not attempt to set the date between 9:00 PM and 3:00 AM, as this may damage the date mechanism.
3. **Push in the crown:** Once the date is set, push the crown back into its normal position.

3. Adjusting the Bracelet

The stainless steel bracelet can be adjusted by adding or removing links. This procedure typically requires specialized tools and is best performed by a qualified jeweler or watch technician to avoid damage.



Figure 2: The Casio MTP-V004D-7C watch, demonstrating its size and bracelet.

OPERATING THE WATCH

Basic Timekeeping

Your Casio MTP-V004D-7C watch is designed for precise timekeeping. Once the time and date are set, the watch will operate continuously until the battery requires replacement.

Water Resistance

This watch is water resistant up to 30 meters (3 ATM). This means it is suitable for everyday use and can withstand splashes or brief immersion in water. It is **not** recommended for swimming, diving, or prolonged water exposure.

MAINTENANCE

Battery Replacement

The watch is powered by one LR44 battery. When the watch stops or the second hand moves erratically, it indicates a low battery. Battery replacement should be performed by a qualified watch technician to ensure proper sealing and water resistance.

Cleaning

To clean your watch, wipe it with a soft, dry cloth. For stubborn dirt, a slightly damp cloth can be used, followed by immediate drying. Avoid using chemical cleaners or abrasive materials.

Care and Precautions

- Avoid exposing the watch to extreme temperatures or direct sunlight for extended periods.
- Keep the watch away from strong magnetic fields.
- Avoid strong impacts or drops.
- Ensure the crown is pushed in completely after setting the time/date to maintain water resistance.

TROUBLESHOOTING

Problem	Solution
Watch stops or runs slow.	The battery may be low and needs replacement. Consult a qualified technician.
Date changes at the wrong time.	The AM/PM setting might be incorrect. Adjust the time by 12 hours.
Condensation inside the watch.	This indicates a loss of water resistance. Seek immediate service from a watch technician to prevent further damage.

SPECIFICATIONS

- **Model Number:** MTP-V004D-7C
- **Movement:** Precise Japan Quartz Movement
- **Case Material:** Stainless Steel
- **Band Material:** Stainless Steel with Fold Over Deployment Clasp
- **Crystal:** Mineral Crystal
- **Dial Features:** Date Display, Luminous Hands and White Index
- **Case Size:** 41.5 mm Diameter, 8.3 mm Thickness
- **Water Resistance:** 30 Meters (3 ATM)
- **Battery:** 1 LR44 battery (included)

OFFICIAL PRODUCT VIDEOS



Casio MTP-V004D-7B White Dial Stainless Steel Watch

Your browser does not support the video tag.

This video showcases the Casio MTP-V004D-7B model, which is very similar to the MTP-V004D-7C. It provides a visual overview of the watch's design and features, including the white dial and stainless steel construction.

Casio MTP-V004D-7B White Dial Stainless Steel Watch (Preview)

Your browser does not support the video tag.

A short preview video demonstrating the Casio MTP-V004D-7B watch, highlighting its aesthetic and general appearance. Note that this is a preview and may not contain full details.

WARRANTY AND SUPPORT

Your Casio MTP-V004D-7C watch comes with a manufacturer's warranty. For specific warranty details, including coverage period and terms, please refer to the warranty card included with your purchase or visit the official Casio website.





For technical support, service, or inquiries about your watch, please contact Casio customer service or an authorized Casio service center. Contact information can typically be found on the Casio website or in your product packaging.

Online Resources:

- [Casio Official Website](#)
- [Visit the Casio Store on Amazon](#)

Related Documents - MTP-V004D-7C

	<p>Casio Aqw-100, Mtp-1298 Watch User Manual - Features, Settings, and Care</p> <p>Comprehensive user manual for Casio watches Module No. 5028, covering models Aqw-100 and Mtp-1298. Learn about timekeeping, alarms, stopwatch, water resistance, and maintenance.</p>
	<p>Casio LAW-21 Модуль 2789: Руководство пользователя и характеристики</p> <p>Полное руководство пользователя для часов Casio LAW-21 (Модуль 2789). Содержит инструкции по эксплуатации, уходу, описания режимов работы (текущее время, мировое время, таймер, секундомер, будильник) и технические характеристики.</p>

	<p>CASIO MTP-1326/1353 Watch User Manual - Module 5228</p> <p>Comprehensive user guide for the CASIO MTP-1326/1353 watch (Module 5228). Covers essential care, water resistance guidelines, setting time and date, using the rotating bezel, and technical specifications.</p>
	<p>Casio MTP-1369/1370, MTD-1076 Watch User Manual Module 5336/5337</p> <p>Detailed user manual for Casio MTP-1369/1370 and MTD-1076 watches, covering technical specifications, water resistance, time setting, maintenance, and care instructions for modules 5336 and 5337.</p>
	<p>CASIO 3502 Watch User Manual</p> <p>Comprehensive user manual for CASIO watches, model 3502. Learn about water resistance, setting time and date, alarms, stopwatch, timer, backlight, and proper care.</p>
	<p>Casio GW-600 Watch User Manual Module 2972/2973 Instructions</p> <p>Comprehensive user manual for the Casio GW-600 watch (Module 2972/2973). Learn about water resistance, world time, alarms, stopwatch, timer, solar charging, power saving, and maintenance.</p>