

**SBS 8018417443084**

# SBS TWIN BUDDY True Wireless Earbuds Instruction Manual

Model: 8018417443084

## INTRODUCTION

---

Thank you for choosing the SBS TWIN BUDDY True Wireless Earbuds. These earbuds are designed for seamless audio experience, whether for music, calls, or work meetings. They offer easy pairing with various devices, water resistance, and intuitive touch controls. This manual provides detailed instructions on how to set up, operate, maintain, and troubleshoot your new earbuds.



Image: SBS TWIN BUDDY True Wireless Earbuds with their charging case, showcasing their compact design.

## WHAT'S IN THE BOX

---

Your SBS TWIN BUDDY package includes the following items:

- SBS TWIN BUDDY True Wireless Earbuds (Left and Right)
- Charging Case
- USB-C Charging Cable
- 3 Pairs of Silicone Ear Tips (Sizes S, M, L)



Image: All components included in the SBS TWIN BUDDY package: earbuds, charging case, and three different sizes of silicone ear tips.

---

## SETUP

### 1. Charging the Earbuds and Case

Before first use, ensure both the earbuds and the charging case are fully charged.

1. Place the earbuds into the charging case. Ensure they are correctly seated in their respective slots.
2. Connect the USB-C charging cable to the charging port on the case and the other end to a power source (e.g., USB wall adapter, computer USB port).

3. The indicator lights on the case will show the charging status. Once fully charged, the lights will indicate completion or turn off.

A full charge provides approximately 4 hours of listening time for the earbuds. The charging case, when fully charged, can provide up to 4 additional recharges, extending total usage time to about 24 hours.



Image: The SBS TWIN BUDDY earbuds securely placed inside their charging case, ready for charging or storage.

## 2. Pairing with Your Device

The TWIN BUDDY earbuds feature automatic pairing for convenience.

1. Open the charging case. The earbuds will automatically turn on and enter pairing mode.
2. On your smartphone, tablet, or PC (Android, iPhone, etc.), go to the Bluetooth settings.
3. Search for available devices and select "SBS TWIN BUDDY" from the list.
4. Once connected, you will hear a confirmation tone, and the earbuds will be ready for use.

The earbuds will automatically connect to the last paired device when removed from the case, provided Bluetooth is enabled on the device.

## OPERATING

---

### Touch Controls

The SBS TWIN BUDDY earbuds are equipped with multi-function touch controls on each earbud for easy management of music and calls.

Action	Function
Single Tap (Left/Right Earbud)	Play/Pause Music, Answer/End Call
Double Tap (Right Earbud)	Next Track
Double Tap (Left Earbud)	Previous Track
Triple Tap (Left/Right Earbud)	Activate Voice Assistant (Siri, Google Assistant)
Long Press (Left/Right Earbud)	Reject Call

### Wearing the Earbuds

For optimal sound quality and comfort, choose the ear tips that best fit your ears. The package includes three sizes (S, M, L). Insert the earbuds gently into your ear canal and rotate slightly to ensure a secure and comfortable fit. A good seal helps with passive noise isolation.

## MAINTENANCE

---

### Cleaning

Regular cleaning helps maintain the performance and longevity of your earbuds.

- Use a soft, dry, lint-free cloth to wipe the earbuds and charging case.
- Gently remove any earwax or debris from the ear tips and speaker mesh using a small, soft brush or cotton swab.
- Do not use abrasive cleaners, alcohol, or chemical solvents.

### Water Resistance (IPX4)

The SBS TWIN BUDDY earbuds are IPX4 water-resistant, meaning they are protected against splashing water from any direction. This makes them suitable for workouts or light rain.

- Do not submerge the earbuds in water.
- Do not expose them to running water.
- Ensure the earbuds are dry before placing them back into the charging case to prevent damage to the charging contacts.

## TROUBLESHOOTING

---

If you encounter issues with your SBS TWIN BUDDY earbuds, try the following solutions:

- **Earbuds not pairing with each other:** Place both earbuds back into the charging case, close the lid, wait a few seconds, then open the lid again. They should automatically re-pair.
- **Earbuds not connecting to device:**
  - a. Ensure Bluetooth is enabled on your device.
  - b. Forget/remove "SBS TWIN BUDDY" from your device's Bluetooth list and try pairing again.
  - c. Ensure the earbuds and charging case are sufficiently charged.
- **No sound or low volume:**
  - a. Check the volume level on both your device and the earbuds.
  - b. Ensure the earbuds are properly seated in your ears and the ear tips provide a good seal.
  - c. Clean any debris from the speaker mesh.
- **Charging issues:**
  - a. Ensure the charging cable is securely connected to both the case and the power source.
  - b. Try a different USB-C cable or power adapter.
  - c. Ensure the charging contacts on the earbuds and inside the case are clean and dry.

## SPECIFICATIONS

Feature	Specification
Model Name	Twin Buddy
Model Number	8018417443084
Connectivity Technology	Wireless (Bluetooth)
Wireless Communication Technology	Bluetooth
Water Resistance Level	IPX4 (Water Resistant)
Control Method	Touch
Earbud Battery Life	4 Hours (per charge)
Total Battery Life (with case)	Up to 24 Hours
Material	Silicone
Weight	95 g
Compatible Devices	Cell phones, Desktop, Tablet
Included Components	Cable
Microphone	Included

## WARRANTY AND SUPPORT

For product support, frequently asked questions, and additional information, please visit the official SBS




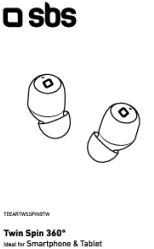
website or contact their customer service.  
You can find more details about the SBS TWIN BUDDY earbuds on the SBS Mobile website:

[SBS TWIN BUDDY Product Page](#)

Please retain your proof of purchase for any warranty claims.

© 2023 SBS. All rights reserved.

Related Documents - 8018417443084

	<p><a href="#">SBS TWS One Color Wireless Earphones with True Wireless Stereo Technology</a></p> <p>Detailed information on the SBS TWS One Color wireless earphones, featuring True Wireless Stereo technology, touch controls, and a portable charging case. Includes technical specifications, key features, and logistics data.</p>
	<p><a href="#">SBS TWS One Color Wireless Earphones: True Wireless Stereo, Touch Controls, Pink</a></p> <p>Discover the SBS TWS One Color wireless earphones featuring True Wireless Stereo technology, intuitive touch controls for music and calls, a 10-meter wireless range, and a 3-hour playback time. Includes a 300mAh charging case for up to 4 additional charges. Ideal for everyday use.</p>
	<p><a href="#">SBS One Color TWS Earbuds - User Manual, Specifications, and Controls</a></p> <p>Comprehensive user manual for SBS One Color TWS Earbuds, covering charging, pairing, operation, and technical specifications.</p>
	<p><a href="#">SBS Twin Spin 360° Wireless Earbuds - TEEARTWSSPINBTW User Manual</a></p> <p>Comprehensive user manual and specifications for the SBS Twin Spin 360° wireless earbuds (Model TEEARTWSSPINBTW). Learn about charging, pairing, functions, and technical details. Features Bluetooth 5.3, 6.5-hour playback, and USB-C charging.</p>



**TWR experiences with charging case and LCD screen**  
<http://www.twr.com>

[illegible]

## SBS TWS Earphones with Charging Case and LCD Screen - Product Overview

Discover the SBS TWS Earphones, compact wireless earbuds with a charging case featuring an LCD screen. Enjoy 3 hours of playback, touch controls, and a 10-meter operating range. Includes charging case, USB-A to USB-C cable, and user manual.



**Air Free - TWS wireless earphones with 250 mAh charging case**  
BY TECHNOLOGY

[illegible]

## SBS Air Free TWS Wireless Earphones with 250 mAh Charging Case - Product Overview

Detailed overview of the SBS Air Free TWS wireless earphones, featuring True Wireless Stereo technology, a 250 mAh charging case, touch controls, and comfortable design suitable for exercise. Includes technical specifications and package contents.