

BMW R1150 R

BMW R1150 R Workshop Manual: Repair Guide

Comprehensive instructions for maintenance and repair of your BMW R1150 R motorcycle.

INTRODUCTION

This manual serves as the ultimate repair guide for your BMW R1150 R motorcycle. It is designed to provide clear, step-by-step instructions for various maintenance and repair procedures, ensuring the longevity and optimal performance of your vehicle.

The content is structured to assist both experienced mechanics and motorcycle enthusiasts in understanding and performing necessary tasks on their BMW R1150 R (R28) model.

GETTING STARTED WITH YOUR MANUAL

To effectively utilize this workshop manual, it is recommended to familiarize yourself with its layout and organization. The manual is divided into sections, each focusing on specific components or systems of the BMW R1150 R motorcycle.

- **Review the Table of Contents:** Although not included in this digital representation, the physical manual contains a detailed table of contents to quickly locate relevant sections.
- **Understand Terminology:** Key terms and technical jargon are used consistently throughout the manual.
- **Safety First:** Always prioritize safety by wearing appropriate protective gear and following all safety warnings mentioned in the manual before attempting any procedure.

NAVIGATING THE MANUAL FOR REPAIRS

This manual provides comprehensive instructions for a wide range of repair tasks. Each procedure is typically accompanied by detailed descriptions and, in the physical book, often includes diagrams or illustrations to aid understanding.

Key Repair Areas Covered:

- **Engine:** Detailed procedures for engine inspection, disassembly, repair, and reassembly.
- **Clutch:** Instructions for clutch system diagnosis, adjustment, and replacement.

- **Brakes:** Guidance on brake system maintenance, fluid changes, pad replacement, and troubleshooting.
- **Frame:** Information regarding frame inspection and structural integrity.
- **Front Fork:** Procedures for front fork maintenance, seal replacement, and suspension adjustments.
- And many more specific components and systems.

MAINTENANCE PROCEDURES COVERED

Regular maintenance is crucial for the performance and longevity of your BMW R1150 R. This manual outlines the correct maintenance procedures to keep your motorcycle in optimal condition.

Routine Maintenance Topics:

- Fluid checks and changes (oil, coolant, brake fluid).
- Filter inspection and replacement (air filter, oil filter).
- Tire pressure and wear checks.
- Cable and lever lubrication.
- General inspection points for wear and tear.

TROUBLESHOOTING GUIDANCE

The manual provides valuable insights into diagnosing common issues that may arise with your BMW R1150 R. By following the troubleshooting steps, you can identify the root cause of problems and apply the appropriate repair solutions.

Common Troubleshooting Areas:

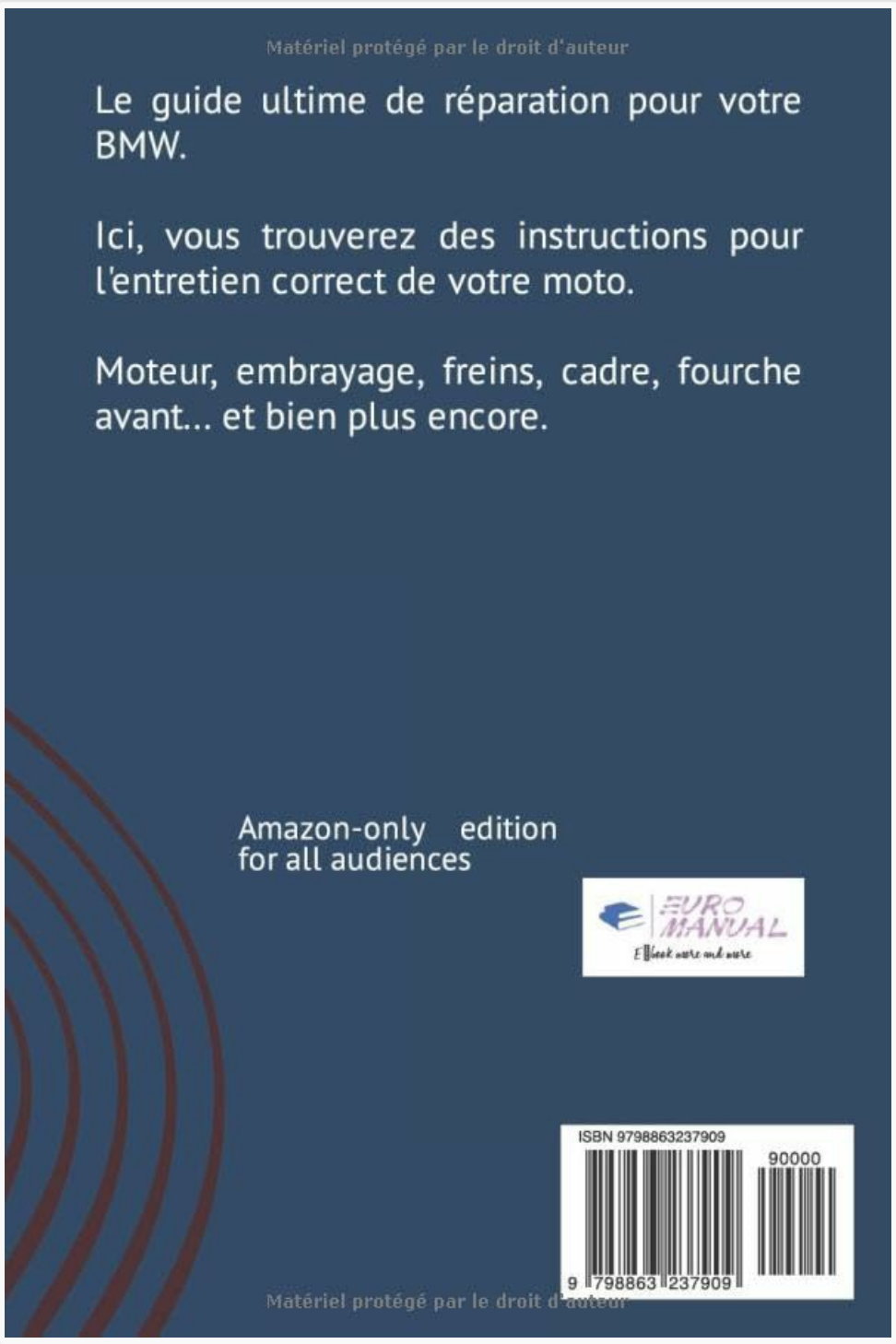
- Engine starting issues.
- Brake performance problems.
- Suspension irregularities.
- Electrical system faults.

PRODUCT IMAGES

EuroManual

BMW R1150 R manuel d'atelier

Front Cover: This image displays the front cover of the BMW R1150 R Workshop Manual, featuring the title and branding. It provides a visual representation of the manual's appearance.



Back Cover: This image shows the back cover of the BMW R1150 R Workshop Manual, including the ISBN barcode and additional descriptive text in French. The ISBN is [979-8863237909](#).

SPECIFICATIONS

Specification	Detail
ASIN	B0CKB2W351
Publisher	Independently published
Publication Date	October 3, 2023
Language	French




Print Length	337 pages
ISBN-13	979-8863237909
Item Weight	1.28 pounds
Dimensions	6 x 0.85 x 9 inches


AUTHOR INFORMATION

This manual was authored by [Gabriel Sanchez](#). For more information about the author and their other works, please visit their Amazon author page.

© 2023 BMW R1150 R Workshop Manual. All rights reserved.

Related Documents - R1150 R

 <p>Repair Manual R 850 C R 1200 C</p> <p>BMW AG Motorcycle Division After Sales</p>	<p>BMW R 850 C / R 1200 C Repair Manual</p> <p>Comprehensive repair manual for BMW R 850 C and R 1200 C motorcycles, covering maintenance, disassembly, repair, assembly, and installation procedures. Includes detailed sections on engine, brakes, electrical systems, and more.</p>
 <p>THE 5</p> <p>BMW Aged Parts List</p> <p>Available at BMW Spare Parts Counter Monday - Friday 09:30 - 17:00</p>	<p>BMW The 5 Aged Parts List - Comprehensive Spare Parts Catalog</p> <p>Detailed catalog of aged spare parts for BMW The 5 series models (E12, E28, E34, E39, E60, F07, F10, F11, F13, G30). Includes part numbers, descriptions, quantities, and pricing. Essential for BMW maintenance and repair.</p>
 <p>BMW X5 (E53)</p> <p>FRONT & REAR WINDOW</p> <p>REPAIR INSTRUCTIONS ON GLASS WINDOWS</p>	<p>BMW X5 (E53) Windscreen and Rear Window Repair Instructions</p> <p>Detailed repair instructions for removing and installing windscreens and rear windows on the 2001-2003 BMW X5 30i (E53), covering adhesives, tools, safety, and procedures.</p>



[2002 BMW X5 Engine Mechanical Repair Manual \(M54 Engine\)](#)

Detailed repair instructions for the 2002 BMW X5, focusing on engine mechanical procedures including oil service, compression testing, engine removal and installation, cylinder head work, crankshaft, camshaft, and VANOS system maintenance for the M54 engine.

[BMW X5 \(2000-2003\) M62 Engine Technical Specifications](#)

Detailed technical specifications for BMW X5 vehicles (2000-2003) featuring M62 engines (M62 B35, M62 B44, M62 B46). Covers engine general data, block, head, crankshaft, bearings, valves, oil pump, vibration damper, connecting rods, pistons, camshafts, and fan specifications.