

Ravemen PR1400

RAVEMEN PR1400 Rechargeable Bike Light

INSTRUCTION MANUAL

Model: PR1400 | Brand: Ravemen

PRODUCT OVERVIEW

The RAVEMEN PR1400 is a high-performance rechargeable bike front light designed for various cycling activities including trail riding, road cycling, and gravel biking. It features a dual-lens system to optimize light distribution and minimize glare for oncoming traffic. An integrated LED display provides real-time information on remaining battery life and selected mode. The light also functions as a power bank for emergency charging of USB-enabled devices. Its IPX8 waterproof aluminum casing ensures durability in extreme weather conditions.

- **DuaLens Optical Design:** Provides sufficient light for diverse riding conditions while limiting glare for other road users.
- **LED Display:** Shows remaining runtime for better journey management.
- **Power Bank Function:** Can charge other USB-enabled devices in emergencies.
- **IPX8 Waterproof:** Ensures reliable performance in heavy rain and muddy conditions.
- **Handlebar Compatibility:** Fits handlebars with diameters between 31.8mm and 35mm.

PACKAGE CONTENTS

Please check the box for the following items:

- RAVEMEN PR1400 Bike Front Light
- USB Cable
- Wired Remote Button

SETUP (INSTALLATION)

To install your RAVEMEN PR1400 Bike Light:

1. Attach the handlebar mount securely to your bike's handlebar. The mount is designed to fit 31.8mm to 35mm bars.
2. Slide the PR1400 bike light onto the mount until it clicks into place. Ensure it is firmly seated.

3. Adjust the angle of the light to illuminate the path ahead without blinding oncoming traffic.
4. Connect the wired remote button to the light's designated port if desired. Secure the remote button to a convenient location on your handlebar for easy access.

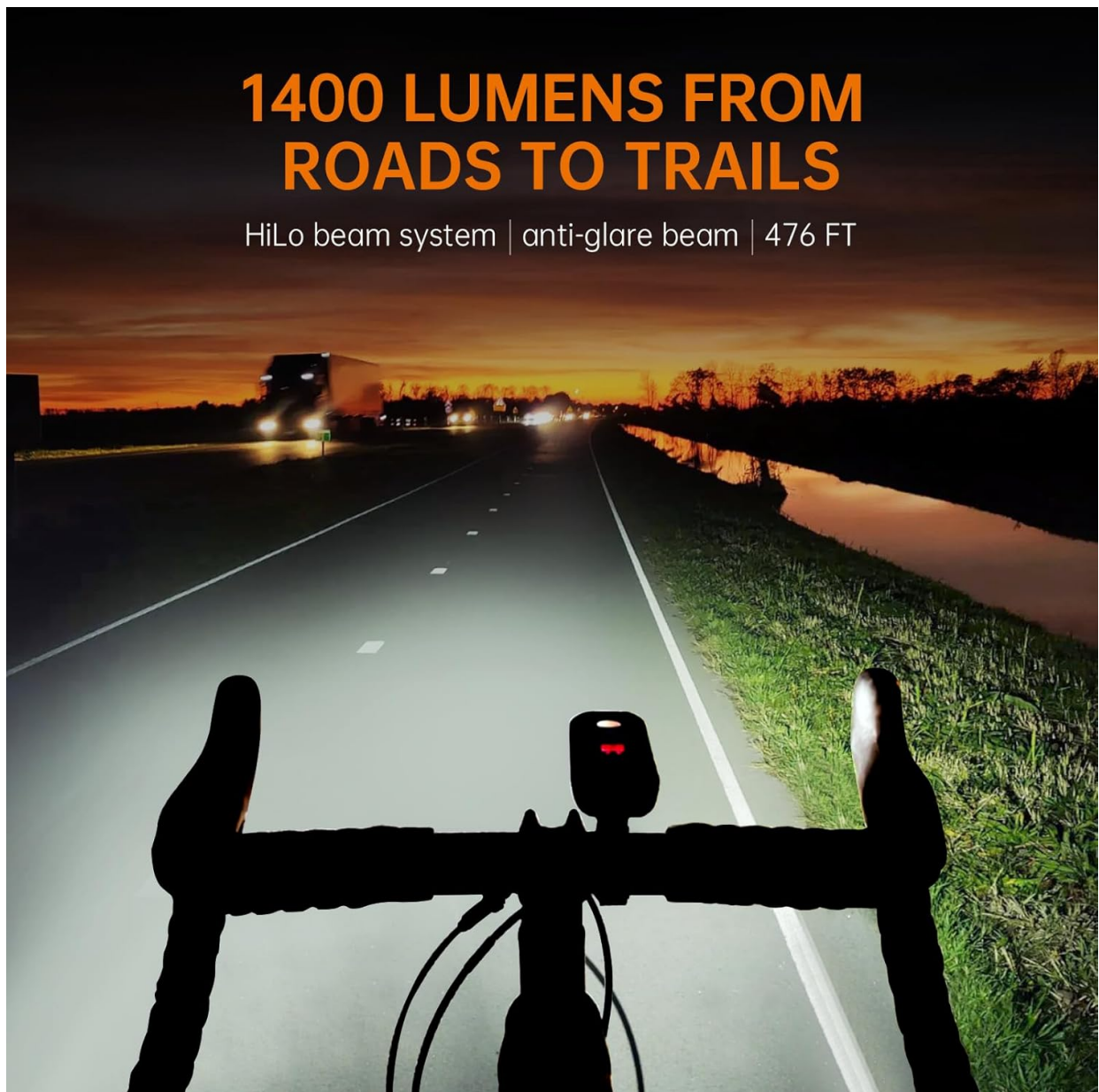


Image: The RAVEMEN PR1400 features a dual-lens system for anti-glare low beam and a far-reaching high beam, similar to automotive headlights.

OPERATING INSTRUCTIONS

The RAVEMEN PR1400 offers multiple lighting modes and an intuitive interface:

1. **Power On/Off:** Press and hold the main button for 1.5 seconds to turn the light on or off.
2. **Change Modes:** With the light on, short press the main button to cycle through different brightness levels within the current mode (e.g., High, Mid, Low, Eco).
3. **Switch Between Road and Mountain Modes:** Double-click the main button to switch between Road Biking Mode (anti-glare low beam) and Mountain Biking Mode (full output with high beam).
4. **Emergency Mode:** Press and hold the main button for 1.5 seconds while the light is off to activate Emergency Mode (Turbo 1400 lumens).
5. **Wired Remote Button:** Use the wired remote button to conveniently change brightness levels or activate Emergency Mode without removing your hands from the handlebar.



Image: The LED display on the RAVEMEN PR1400 shows remaining battery life and current lighting mode.

LIGHTING MODES & RUNTIME

The PR1400 offers various modes tailored for different riding conditions. Runtime estimates are based on laboratory tests and may vary with environmental and user conditions.




Mode	Brightness level	Brightness (lumens)	Run time (hrs)	Max distance	Impact resistance	Water proof
 Road biking	High	600	3.5	145 meters	1 meter	IPX8
	Mid	400	5			
	Low	200	9.5			
	Eco	100	21			
	pulse flashing	100	13			
 Mountain biking	High	1400	1.5			
	Mid	600	3.5			
	Low	300	8.5			
 Emergency	Turbo	1400				
NOTE: The above data are tested in Lab in line with ANSINEMA FL1 standard and may vary by environment and user conditions.						

Image: A table detailing the brightness levels (lumens), runtimes (hours), max distance, impact resistance, and waterproof rating for various modes including Road Biking, Mountain Biking, and Emergency.

RAVEMEN PR1400 Lighting Modes & Runtime

Mode	Brightness Level	Brightness (lumens)	Run time (hrs)
Road Biking	High	600	3.5
	Mid	400	5
	Low	200	9.5
	Eco	100	21
	Pulse Flashing	100	13
Mountain Biking	High	1400	1.5
	Mid	600	3.5
	Low	300	8.5
Emergency	Turbo	1400	N/A

POWER BANK FUNCTIONALITY

The RAVEMEN PR1400 can serve as a power bank to charge other USB-enabled devices. Simply connect your device to the light's USB-C output port using a compatible cable. This feature is particularly useful for extending the battery life of your phone or GPS unit during long rides or in emergency situations.



Image: The RAVEMEN PR1400 bike light connected via USB-C cable to a smartphone, demonstrating its power bank capability.

MAINTENANCE

To ensure the longevity and optimal performance of your RAVEMEN PR1400 Bike Light, follow these maintenance guidelines:

- **Cleaning:** Wipe the light body and lens with a soft, damp cloth after each ride, especially after exposure to dirt or mud. Do not use harsh chemicals or abrasive materials.
- **Charging:** Fully charge the battery before initial use and after each significant discharge. Regular charging helps maintain battery health.
- **Storage:** Store the light in a cool, dry place when not in use. If storing for extended periods, charge the battery to approximately 50-70% every 3-6 months to prevent deep discharge.
- **Waterproof Seal:** Ensure the USB port cover is securely closed to maintain the IPX8 waterproof rating.

IPX8 WATERPROOF BIKE HEADLIGHT



Aircraft-grade aluminum body
for heavy rain and muddy road riding

Image: The RAVEMEN PR1400 bike light is shown partially submerged in water, highlighting its IPX8 waterproof aluminum casing, suitable for heavy rain and muddy conditions.

TROUBLESHOOTING

If you encounter issues with your RAVEMEN PR1400 Bike Light, refer to the following common troubleshooting steps:

- **Light Not Turning On:** Ensure the battery is charged. Connect the light to a power source and check if the LED display indicates charging.
- **Light Flickering:** This often indicates a low battery. Recharge the light fully.
- **Charging Issues:** Try using a different USB-C cable and power adapter. Ensure the USB-C port on the light is clean and free of debris.
- **Remote Button Not Responding:** Check the connection of the wired remote button to the light. Ensure it is securely plugged in.

If problems persist, please contact Ravemen customer support for further assistance.

SPECIFICATIONS

RAVEMEN PR1400 Technical Specifications

Feature	Detail
Brand	Ravemen
Model Name	PR1400
Brightness	1400 Lumens (Max)
Power Source	USB C Rechargeable
Material	Aluminum
Water Resistance Level	IPX8 Waterproof
Item Weight	209 Grams
Mounting Type	Handlebar Mount (fits 31.8-35mm bars)
Number of Settings	4 (plus Pulse Flashing and Turbo)
Auto Part Position	Front
Included Components	Front bike light, USB cable, wired remote button

WARRANTY AND SUPPORT

The RAVEMEN PR1400 Rechargeable Bike Light comes with a**2-year manufacturer's warranty**.

For warranty claims, technical support, or any product-related inquiries, please contact RAVEMEN Official customer service. You can also visit the [Ravemen Store on Amazon](#) for more information and product updates.