

DOOGEE DOOGEE N50 PRO CeLL Phone

DOOGEE N50 PRO Cell Phone User Manual

Model: DOOGEE N50 PRO CeLL Phone

1. INTRODUCTION

This manual provides detailed instructions for the proper use and maintenance of your DOOGEE N50 PRO Cell Phone. Please read this manual carefully before using the device to ensure optimal performance and longevity.



Image: Front and back view of the DOOGEE N50 PRO Cell Phone, highlighting its sleek design and camera module.

2. DEVICE OVERVIEW

The DOOGEE N50 PRO is an Android 13 smartphone featuring a 6.52-inch HD+ display, a 50MP AI camera system, and a robust 4200mAh battery with 18W fast charging. It offers 20GB (8GB base + 12GB virtual) RAM and 256GB internal storage, expandable up to 1TB via TF card.

Key Features:

- **Operating System:** Android 13

- **Display:** 6.52-inch HD+ (1280 x 720 resolution), 20:9 aspect ratio, 16.7 million colors
- **Processor:** Spreadtrum T606 Octa Core
- **Memory:** 8GB RAM + 12GB Virtual RAM
- **Storage:** 256GB ROM, expandable up to 1TB with TF card
- **Cameras:** 50MP AI Main Camera, 2MP Macro Camera, 8MP Front Camera
- **Battery:** 4200mAh, 18W Fast Charge
- **Security:** Face Unlock
- **Connectivity:** Dual SIM 4G, Wi-Fi, Bluetooth, GPS (Glonass, Galileo, Beidou), 3.5mm Audio Jack



Iconic design
Elegant and light

6.52" HD+ Waterdrop screen



20GB RAM+256GB ROM



4200 18W fast Charge

4200



18 W
Fast Charging

Spreadtrum T606



Image: Visual summary of key features including iconic design, 6.52" HD+ screen, 20GB RAM+256GB ROM, 4200mAh 18W fast charge, and Spreadtrum T606 processor.

3. SETUP GUIDE

3.1 Inserting SIM Cards and TF Card

The DOOGEE N50 PRO supports dual Nano-SIM cards and one TF (microSD) card for expanded storage. Locate the SIM card tray on the side of the device.

1. Insert the SIM ejector tool into the small hole on the SIM tray to pop it open.
2. Carefully pull out the SIM tray.
3. Place your Nano-SIM card(s) into the designated slots (SIM1, SIM2) with the gold contacts facing down.
4. If using a TF card, place it into the dedicated TF card slot.
5. Gently push the tray back into the phone until it clicks into place.



Image: Diagram showing the placement of Nano-SIM cards and a TF card in the phone's tray, along with the 3.5mm audio jack location.

3.2 Initial Power On and Setup

1. Press and hold the Power button until the DOOGEE logo appears.
2. Follow the on-screen prompts to select your language, region, and connect to a Wi-Fi network.
3. Sign in with your Google account or create a new one to access Google services and the Play Store.
4. Configure security settings such as PIN, pattern, password, or Face Unlock.

4. OPERATING INSTRUCTIONS

4.1 Android 13 Interface

The DOOGEE N50 PRO runs on Android 13, offering an intuitive and customizable user experience. Navigate through the interface using gestures or traditional navigation buttons.

- **Home Screen:** Access your apps and widgets. Swipe left or right to switch between screens.
- **Notification Panel:** Swipe down from the top of the screen to view notifications and quick settings.
- **App Drawer:** Swipe up from the bottom of the home screen to access all installed applications.
- **Multitasking:** Swipe up and hold from the bottom (for gesture navigation) or tap the square button (for button navigation) to view recent apps.



18W fast Charge

4200
mAh

 235Hours Standby	 30Hours Calling	 7Hours Standby
 6.3Hours Browsing	 20Hours Music	 4.7Hours Shooting

Image: Screenshots of the Android 13 interface, showing the home screen, app drawer, and quick settings panel.

4.2 Display and Audio

The 6.52-inch HD+ display provides a clear and vibrant viewing experience. The device is equipped with 90dB+ 1217 Ultra-linear Speakers for enhanced audio output.

- **Brightness Adjustment:** Adjust screen brightness from the quick settings panel or Display settings.
- **Volume Control:** Use the volume buttons on the side of the phone or the volume slider in the quick settings.
- **Widevine DRM L1 Support:** Enjoy high-quality streaming from supported platforms.

5. CAMERA FEATURES

The DOOGEE N50 PRO features a versatile camera system to capture your moments.

- **50MP AI Main Camera:** For high-resolution photos with AI enhancements.
- **2MP Macro Camera:** For detailed close-up shots.
- **8MP Front Camera:** For selfies and video calls, equipped with Beauty Mode.



Image: Diagram illustrating the 50MP AI Main Camera, 2MP Macro Camera, and 8MP Front Camera setup on the DOOGEE N50 PRO.

6. BATTERY AND CHARGING

The DOOGEE N50 PRO is equipped with a 4200mAh battery and supports 18W fast charging.

- **Charging:** Use the included 18W fast charger to fully charge the battery from 0% to 100% in approximately 1 hour.
- **Battery Life:** The 4200mAh battery provides extended usage times, including approximately 235 hours of standby, 30 hours of calling, 20 hours of music playback, and 6.3 hours of browsing.



Image: Visual representation of the 4200mAh battery capacity and the 18W fast charging capability of the DOOGEE N50 PRO.

7. STORAGE AND PERFORMANCE

The DOOGEE N50 PRO delivers smooth performance with its Octa Core processor and ample memory.

- **RAM:** 8GB of physical RAM, expandable with an additional 12GB of virtual RAM for a total of up to 20GB.
- **ROM:** 256GB of internal storage, providing ample space for apps, photos, and videos.
- **Expandable Storage:** Supports TF cards up to 1TB for additional storage capacity.

- **Processor:** Powered by the Spreadtrum T606 Octa Core processor for efficient multitasking and app performance.

Powerful 50MP Double Camera System




Image: Graphic detailing the 20GB RAM (8GB physical + 12GB virtual) and 256GB ROM, with 1TB TF card expansion capability, powered by an Octa Core processor.

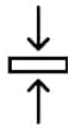
8. CONNECTIVITY

The DOOGEE N50 PRO offers comprehensive connectivity options.

- **Dual SIM 4G:** Supports two SIM cards for flexible network usage. Compatible with GSM T-Mobile. *Note: Not compatible with AT&T, new Cricket, or Verizon. Please verify compatibility with your local frequency band before purchase.*
- **Wi-Fi:** Connect to wireless networks for internet access.
- **Bluetooth:** For connecting to wireless accessories.
- **GPS:** Supports GPS, Glonass, Galileo, and Beidou for accurate navigation.
- **3.5mm Audio Jack:** For wired headphones or external audio devices.

Record every moment

Elegant design and light texture



9.1mm
thickness



193g
weight



Image: A user holding the phone, illustrating GPS, Glonass, Galileo, Beidou navigation capabilities, along with Face ID Unlock, 2 Card Slots Design, and 3.5mm Earphone Jack Port icons.

9. SECURITY FEATURES

Protect your device and data with the built-in security features.

- **Face Unlock:** Unlock your phone quickly and securely using facial recognition in approximately 0.3 seconds.
- **PIN/Pattern/Password:** Standard Android security options for device access.

10. SPECIFICATIONS

Feature	Specification
Model Name	DOOGEE N50 PRO
Operating System	Android 13.0
Screen Size	6.52 Inches
Resolution	1280 x 720
RAM	8 GB (expandable to 20GB with virtual RAM)
Memory Storage Capacity	256 GB (expandable to 1TB)
Battery Capacity	4200 mAh
Charging Time	1 Hours (with 18W Fast Charger)
Item Weight	6.8 ounces (193 Grams)
Package Dimensions	7.64 x 4.09 x 2.05 inches
Wireless Carrier Compatibility	Unlocked for All Carriers (GSM T-Mobile compatible, not AT&T/Cricket/Verizon)
Connectivity Technologies	2G, 3G, 4G, Wi-Fi
Audio Jack	3.5 mm
Color	Green

11. TROUBLESHOOTING

If you encounter issues with your DOOGEE N50 PRO, refer to the following common troubleshooting steps:

- **Device Not Powering On:** Ensure the battery is charged. Connect the phone to the charger for at least 15 minutes before attempting to power on again.
- **Poor Network Signal/No Mobile Data:**
 - Check if your SIM card is correctly inserted.
 - Verify that mobile data is enabled in your phone's settings.
 - Confirm that your carrier is compatible with the DOOGEE N50 PRO (GSM T-Mobile compatible; not AT&T, new Cricket, or Verizon).
 - Try restarting the phone.
- **Apps Crashing/Freezing:**
 - Clear the cache and data of the problematic app in Settings > Apps.

- Ensure the app is updated to its latest version.
- Restart the device.

- **Battery Draining Quickly:**

- Reduce screen brightness.
- Close unused background apps.
- Disable Wi-Fi, Bluetooth, or GPS when not in use.

- **Sound Issues (Low Volume/Distortion):**

- Ensure volume is turned up using the side buttons.
- Check if the speaker or earpiece is obstructed.
- Test with different audio sources or headphones.

12. WARRANTY AND SUPPORT

DOOGEE is committed to providing excellent customer service and product quality.

- **Warranty:** Your DOOGEE N50 PRO comes with a 2-year free warranty.
- **Money Back Guarantee:** Enjoy a 30-day money-back guarantee without reason.
- **Customer Support:** A 7/24 professional team is available to assist you with any problems or inquiries.

For further assistance, please refer to the warranty information included in your product packaging or visit the official DOOGEE support website.

Related Documents

DOOGEE Fire 6 Power



Basic Information

Model: DOOGEE Fire 6 Power
Release Date: 2024
OS: Android 14

Processor & RAM

Processor: MediaTek Dimensity 7000
RAM: 20GB

Storage

Storage: 256GB

Display

Size: 6.8 inches
Resolution: 2400 x 1080 pixels



Camera

Main Camera: 50MP
Front Camera: 16MP

Camera Features

50MP AI Camera
Night Mode
Portrait Mode
Video Recording: 4K@60fps

Battery

Capacity: 15500mAh

Charging

18W Fast Charging

Other

IP68 Water & Dust Resistance

Build Quality

Stainless Steel Frame

Biometrics

Fingerprint Sensor

Connectivity

5G Network Support



Accessories

Protective Case



Key Features

15500mAh Battery

Technical Specs

Weight: 210g

Warranty

1 Year

Package Contents

Smartphone, Case, Screen Protector


[DOOGEE Fire 6 Power: Rugged Smartphone with 15500mAh Battery and 50MP Camera](#)

Explore the DOOGEE Fire 6 Power, a robust smartphone featuring a massive 15500mAh battery, 18W reverse charging, a 50MP AI camera, 20GB RAM, 256GB storage, and Android 14. Ideal for demanding users.

DOOGEE Blade GT Play 	
Key Information	<ul style="list-style-type: none"> Model: DOOGEE Blade GT Play Release Date: 2023 OS: Android 13 Processor: MediaTek Dimensity 8050 Memory: 8GB RAM, 128GB Storage Display: 6.78" AMOLED, 120Hz Battery: 5000mAh Camera: 50MP Main, 8MP Ultra-wide, 2MP Macro Connectivity: 5G, Wi-Fi 6E, Bluetooth 5.3 Other: LED light effect, ultra-thin body
Processor & RAM	<ul style="list-style-type: none"> Processor: MediaTek Dimensity 8050 CPU: Octa-core (4x 2.85GHz Cortex-A78, 4x 2.0GHz Cortex-A55) GPU: Mali-G68 MP8 RAM: 8GB LPDDR5 Storage: 128GB UFS 3.1
Display	<ul style="list-style-type: none"> Size: 6.78" Resolution: 2712 x 1220 Refresh Rate: 120Hz Panel Type: AMOLED Peak Brightness: 1600 nits Color Gamut: DCI-P3
Camera	<ul style="list-style-type: none"> Main Camera: 50MP, f/1.8, OIS Ultra-wide Camera: 8MP, f/2.2 Macro Camera: 2MP, f/2.4 Selfie Camera: 16MP, f/2.4 Video: 4K@30fps, 1080p@60/120fps
Connectivity	<ul style="list-style-type: none"> 5G: Sub-6GHz, SA/NSA Wi-Fi: Wi-Fi 6E Bluetooth: Bluetooth 5.3 NFC: Yes USB: USB Type-C
Battery	<ul style="list-style-type: none"> Capacity: 5000mAh Charging: 68W Fast Charging Wireless Charging: No Reverse Charging: No
Design	<ul style="list-style-type: none"> Material: Glass front, plastic back Colors: Black, Blue, Green Dimensions: 165.5 x 76.5 x 7.9mm Weight: 190g
Package Contents	<ul style="list-style-type: none"> DOOGEE Blade GT Play 68W Fast Charger USB Type-C Cable Protective Case Screen Protector Quick Start Guide Warranty Card

[DOOGEE Blade GT Play: Specifications and Features](#)

Detailed specifications for the DOOGEE Blade GT Play smartphone, including its processor, memory, camera system, battery, display, and connectivity options. Features like LED light effect and ultra-thin body are highlighted.

DOOGEE Shoot 1 	
Key Information	<ul style="list-style-type: none"> Model: DOOGEE Shoot 1 Release Date: 2023 OS: Android 13 Processor: MediaTek Dimensity 8050 Memory: 8GB RAM, 128GB Storage Display: 6.78" AMOLED, 120Hz Battery: 5000mAh Camera: 50MP Main, 8MP Ultra-wide, 2MP Macro Connectivity: 5G, Wi-Fi 6E, Bluetooth 5.3 Other: LED light effect, ultra-thin body
Processor & RAM	<ul style="list-style-type: none"> Processor: MediaTek Dimensity 8050 CPU: Octa-core (4x 2.85GHz Cortex-A78, 4x 2.0GHz Cortex-A55) GPU: Mali-G68 MP8 RAM: 8GB LPDDR5 Storage: 128GB UFS 3.1
Display	<ul style="list-style-type: none"> Size: 6.78" Resolution: 2712 x 1220 Refresh Rate: 120Hz Panel Type: AMOLED Peak Brightness: 1600 nits Color Gamut: DCI-P3
Camera	<ul style="list-style-type: none"> Main Camera: 50MP, f/1.8, OIS Ultra-wide Camera: 8MP, f/2.2 Macro Camera: 2MP, f/2.4 Selfie Camera: 16MP, f/2.4 Video: 4K@30fps, 1080p@60/120fps
Connectivity	<ul style="list-style-type: none"> 5G: Sub-6GHz, SA/NSA Wi-Fi: Wi-Fi 6E Bluetooth: Bluetooth 5.3 NFC: Yes USB: USB Type-C
Battery	<ul style="list-style-type: none"> Capacity: 5000mAh Charging: 68W Fast Charging Wireless Charging: No Reverse Charging: No
Design	<ul style="list-style-type: none"> Material: Glass front, plastic back Colors: Black, Blue, Green Dimensions: 165.5 x 76.5 x 7.9mm Weight: 190g
Package Contents	<ul style="list-style-type: none"> DOOGEE Shoot 1 68W Fast Charger USB Type-C Cable Protective Case Screen Protector Quick Start Guide Warranty Card

[DOOGEE Shoot 1 Smartphone Overview and Specifications](#)

A comprehensive overview of the DOOGEE Shoot 1 smartphone, detailing its key specifications, camera features, connectivity options, dimensions, and package contents. Includes essential battery safety warnings.

