

ELECOM M-XGL31UBSKBK

ELECOM Left Hand Wired USB Ergonomic Mouse EX-G

Model: M-XGL31UBSKBK

1. INTRODUCTION

The ELECOM EX-G Left Hand Wired USB Ergonomic Mouse (M-XGL31UBSKBK) is designed to provide comfort and efficiency for left-handed users. Its unique ergonomic shape supports a natural hand posture, reducing strain during extended use. This manual provides essential information for setting up, operating, and maintaining your mouse.

LEFT HAND MODEL

Fits Perfectly in the Left Hand



Image: A person's left hand resting comfortably on the ELECOM ergonomic mouse, demonstrating its left-handed design.

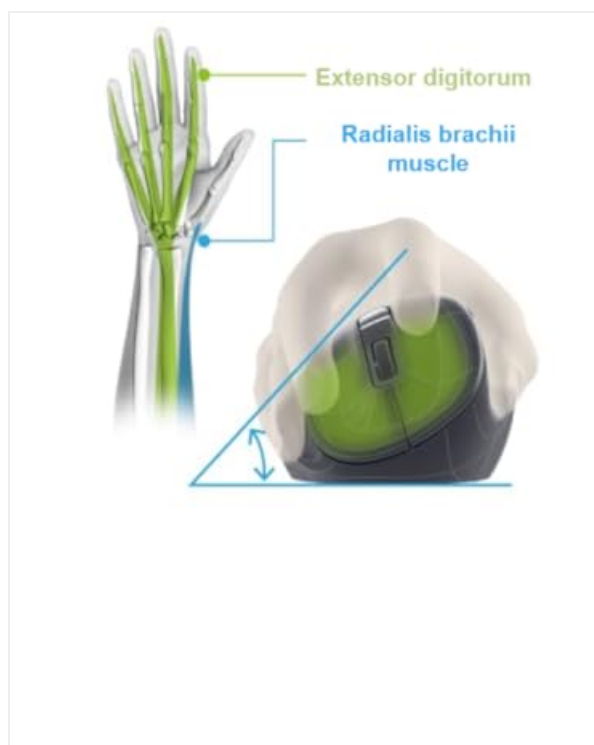


Image: Diagram illustrating the ergonomic shape of the mouse, highlighting the concave nest for fingers and angled shape to reduce wrist stress.

EASY CLICK WITH GRAVITY

Take Little Effort to Actuate a Click




Image: Comparison image showing the difference in hand posture between a vertical mouse and the EX-G Half-Vertical mouse, emphasizing easier clicking with gravity.

2. KEY FEATURES

- **Ergonomic Shape:** Designed with a specific height and angle to allow for a relaxed posture from the palm to the wrist and arm.
- **Left-Handed Design:** Exclusively crafted for left-handed users, with the left click button positioned on the right side for primary index finger operation.
- **Silent Click Switch:** Equipped with a silent switch to eliminate clicking sounds, ideal for quiet environments like meetings or late-night work.
- **Customizable Buttons:** Utilize the ELECOM Mouse Assistant software (available for download) to assign preferred functions to the mouse buttons.
- **High Precision Optical Sensor:** Features a 2000 DPI optical sensor with BlueLED technology, ensuring comfortable operation and accurate tracking on various surfaces.
- **Wired USB Connection:** Provides a reliable plug-and-play connection without concerns about radio interference.

HAND FITMENT CHART

Measure Your Hand with Credit Cards as Follow

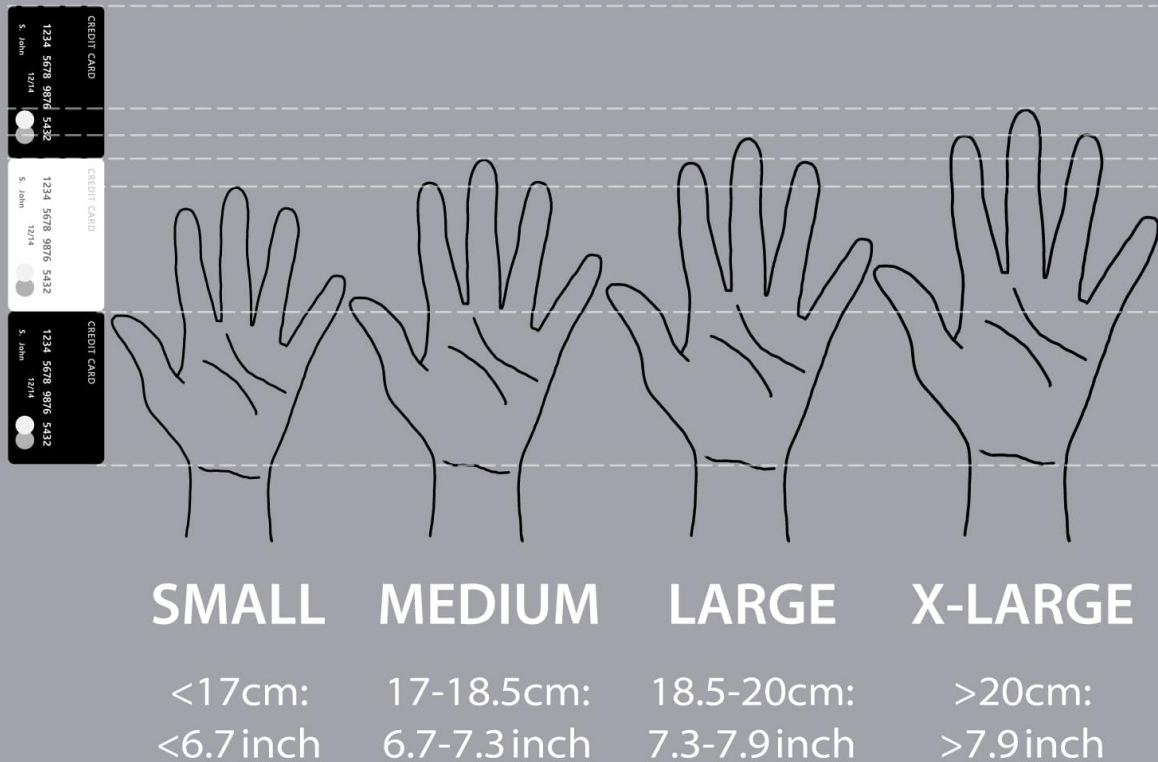


Image: A hand fitment chart with measurements to help users determine the correct mouse size.

PANASONIC SILENT SWITCH

Quiet Clicks for More Focus and Less Vibration to Hands



Image: Close-up of the Panasonic silent click switch components and a user operating the mouse quietly.

COMFORTABLE OPERATION WITH 2000 DPI

BlueLED Equipped Can Be Read on Various Surfaces



Image: A hand on the mouse with a DPI gauge, indicating 2000 DPI for comfortable operation.

3. SETUP

The ELECOM EX-G mouse is a plug-and-play device, requiring no additional driver installation for basic functionality.

1. Locate an available USB port on your computer (PC, Mac, or Laptop).
2. Plug the USB connector of the mouse cable into the USB port.
3. Your operating system will automatically detect and install the necessary drivers. The mouse will be ready for use within a few moments.

MOUSE ASSISTANT SOFTWARE

Customize Your Mouse Buttons, Cursor Speeds, and More with Our Dedicated Software



Image: The wired USB connection of the mouse to a laptop, with a coiled 1.5m USB cable shown next to it.

4. OPERATING INSTRUCTIONS

Button Functions

- **Left Click (Primary Button):** Located on the right side of the mouse, operated by the index finger. Performs primary selection and activation functions.
- **Right Click (Secondary Button):** Located on the left side of the mouse, typically operated by the thumb. Accesses contextual menus and secondary functions.
- **Scroll Wheel:** Located on the top surface. Scroll up or down to navigate documents and web pages. Can also be pressed for middle-click functionality (e.g., opening links in new tabs).
- **Side Buttons:** Two additional buttons are located on the side for customizable functions, often used for 'forward' and 'back' navigation in web browsers.

DPI Adjustment

The mouse operates at 2000 DPI, providing a balance of speed and precision for most tasks. No manual DPI adjustment button is present on this model, as it is optimized for consistent performance.

Customization Software

For advanced customization of button functions and other settings, download the ELECOM Mouse Assistant software from the official ELECOM website (elecomusa.com).

PLUG & PLAY WIRED CONNECTION

Use It without Worrying about Radio Interference



Image: Screenshot of the ELECOM Mouse Assistant software interface on a laptop, showing customization options for buttons and cursor speed.

5. MAINTENANCE

- **Cleaning:** Regularly wipe the mouse surface with a soft, dry cloth. For stubborn dirt, use a slightly damp cloth and mild soap, then dry thoroughly. Avoid harsh chemicals or abrasive materials.
- **Sensor Care:** Keep the optical sensor on the underside of the mouse clean and free from dust or debris to ensure accurate tracking.
- **Cable Management:** Avoid sharp bends or excessive pulling on the USB cable to prevent damage.
- **Storage:** When not in use, store the mouse in a clean, dry environment away from extreme temperatures.

6. TROUBLESHOOTING

- **Mouse Not Responding:**
 - Ensure the USB cable is securely plugged into a working USB port.

- Try plugging the mouse into a different USB port or a different computer to rule out port or system issues.
- Restart your computer.
- **Erratic Cursor Movement:**
 - Clean the optical sensor on the bottom of the mouse.
 - Ensure you are using the mouse on a suitable surface. Highly reflective or transparent surfaces may affect tracking. A mouse pad is recommended.
- **Buttons Not Functioning:**
 - Check if the ELECOM Mouse Assistant software is installed and configured correctly. Reset settings to default if necessary.
 - Test the mouse on another computer to determine if it's a hardware or software issue.

7. SPECIFICATIONS

Product Dimensions	4.72 x 3.11 x 2.28 inches
Item Weight	4.1 ounces
Item Model Number	M-XGL31UBSKBK
Brand	ELECOM
Color	Left-Hand Black
Connectivity Technology	USB (Wired)
Special Feature	Silent Switch
Movement Detection Technology	Optical

8. WARRANTY AND SUPPORT

This ELECOM product comes with a **2-year warranty**. In the unlikely event of a product defect, ELECOM offers a product warranty for quality issues. Within 2 years of purchase, you may be eligible for a replacement of the defective product by applying for a return or exchange through the return/exchange request form on the official ELECOM USA website (elecomusa.com).

For more information regarding warranty terms, product support, or to download the ELECOM Mouse Assistant software, please visit the official ELECOM USA website.