

Manuals+

[Q & A](#) | [Deep Search](#) | [Upload](#)

manuals.plus /

- › [ARRMA](#) /
- › [ARRMA KRATON 4X4 8S BLX 1/5 Speed Monster Truck Instruction Manual](#)

ARRMA ARA5808V2T1

ARRMA KRATON 4X4 8S BLX 1/5 Speed Monster Truck Instruction Manual

Model: ARA5808V2T1

INTRODUCTION

This manual provides essential information for the safe operation, setup, and maintenance of your ARRMA KRATON 4X4 8S BLX 1/5 Speed Monster Truck. Please read this manual thoroughly before operating the vehicle to ensure proper function and to prevent damage or injury.



Image: The ARRMA KRATON 4X4 8S BLX 1/5 Speed Monster Truck, showcasing its robust design and large tires.

SAFETY INFORMATION

WARNING: Read the ENTIRE instruction manual to become familiar with the features of the product before operating. Failure to operate the product correctly can result in damage to the product, personal property, and

cause serious injury. This is a sophisticated hobby product. It must be operated with caution and common sense and requires some basic mechanical ability. Failure to operate this Product in a safe and responsible manner could result in injury or damage to the product or other property. This product is not intended for use by children without direct adult supervision. Do not use with incompatible components or alter this product in any way outside of the instructions provided by Horizon Hobby, LLC. The product manual contains instructions for safety, operation, and maintenance. It is essential to read and follow all the instructions and warnings in the manual, prior to assembly, setup or use, in order to operate correctly and avoid damage or serious injury.

WHAT'S IN THE BOX

The following components are included with your ARRMA KRATON 4X4 8S BLX 1/5 Speed Monster Truck:

- KRATON 4X4 8S BLX 1/5 Speed Monster Truck (Black)
- Spektrum DX3 3-channel 2.4GHz DSMR radio transmitter
- Spektrum SR6200A DSMR receiver with AVC
- Spektrum S6510 steel gear waterproof servo
- Spektrum FIRMA 1100Kv brushless motor
- Spektrum FIRMA 160A V2 Smart ESC
- CNC machined aluminum 24mm wheel wrench
- 1/5 KRATON 8S EXtreme Bash Speed Monster Truck Product Manual

NEEDED TO COMPLETE (NOT INCLUDED)

To operate your ARRMA KRATON 4X4 8S BLX, you will need the following items, which are not included in the package:

- Two (2) 4S LiPo batteries (8S LiPo capable system)
- Compatible LiPo battery charger
- Four (4) AA batteries for the transmitter

Needed to Complete



AA Batteries
x4



Battery



Charger

Image: Visual representation of items needed to complete operation: AA batteries, vehicle battery, and charger.

SETUP

1. Transmitter Battery Installation

1. Open the battery compartment on the Spektrum DX3 transmitter.
2. Insert four (4) AA batteries, ensuring correct polarity.
3. Close the battery compartment securely.

2. Vehicle Battery Installation

1. Ensure the vehicle's ESC is turned OFF.
2. Carefully remove the body shell of the KRATON truck.
3. Place two (2) charged 4S LiPo batteries into the designated battery trays.
4. Secure the batteries using the provided straps or clips.
5. Connect the battery connectors to the ESC, ensuring correct polarity.
6. Reattach the body shell.

3. Initial Checks

- Verify all connections are secure.
- Inspect the tires and wheels for proper attachment.
- Check for any loose screws or damaged components.



Image: The ARRMA KRATON 4X4 8S BLX Monster Truck ready for operation, parked on a concrete surface.

OPERATING INSTRUCTIONS

1. Power On Sequence

1. Turn on the Spektrum DX3 transmitter first.
2. Then, turn on the ESC switch on the vehicle.
3. Observe the LED indicators on both the transmitter and receiver to confirm a successful connection.

2. Basic Controls

- **Throttle Trigger:** Pull the trigger to accelerate forward. Push the trigger forward for reverse and braking.
- **Steering Wheel:** Turn the wheel left or right to steer the vehicle.
- **Trim Adjustments:** Use the trim dials on the transmitter to fine-tune steering and throttle neutral positions if the vehicle does not track straight or stops when the trigger is at neutral.

3. Driving Tips

- Start with slow speeds to familiarize yourself with the vehicle's handling characteristics.
- Avoid operating in wet conditions to protect electronic components.
- Be mindful of your surroundings and operate in open areas free from obstacles and people.
- The 8S BLX system provides significant power; manage throttle input to maintain control.



Image: The ARRMA KRATON 4X4 8S BLX Monster Truck in action, kicking up sand while driving.



Image: The ARRMA KRATON 4X4 8S BLX Monster Truck driving on a dirt track, demonstrating its speed and handling.

MAINTENANCE

Regular maintenance is crucial for the longevity and performance of your KRATON 4X4 8S BLX.

1. After Each Run

- **Cleaning:** Remove dirt, dust, and debris from the chassis, suspension, and drivetrain using a soft brush or compressed air.
- **Inspection:** Check for any loose screws, damaged parts, or worn tires. Tighten or replace as necessary.
- **Battery Care:** Disconnect and properly store LiPo batteries. Never leave batteries connected or charging unattended.

2. Periodic Maintenance

- **Lubrication:** Apply appropriate lubricant to moving parts such as universal joints and bearings.
- **Shock Absorbers:** Inspect shock oil levels and seals. Refill or replace as needed to maintain optimal

damping.

- **Drivetrain:** Check gears for wear and ensure proper mesh.



Image: Close-up view of the robust suspension and wheel hub assembly of the KRATON truck.



Image: Detailed view of the aggressive tread pattern on the KRATON's tires, designed for off-road performance.

TROUBLESHOOTING

Problem	Possible Cause	Solution
Vehicle does not respond	Low transmitter/vehicle battery; Transmitter/receiver not bound; ESC not powered on.	Replace/charge batteries; Re-bind transmitter and receiver; Ensure ESC is switched on.
Loss of control/erratic behavior	Interference; Loose connections; Damaged servo/receiver.	Operate in an open area; Check all wiring; Inspect and replace faulty components.
Motor not running	ESC not calibrated; Motor/ESC overheating; Damaged motor/ESC.	Calibrate ESC to transmitter; Allow components to cool; Inspect and replace if damaged.
Poor steering response	Weak steering servo; Linkages obstructed; Low battery voltage.	Check servo function and replace if weak; Clear obstructions; Ensure batteries are charged.

SPECIFICATIONS

Feature	Detail
Product Dimensions	33.6 x 24.5 x 12.3 inches
Item Weight	6.6 pounds
Model Number	ARA5808V2T1

Feature	Detail
Manufacturer Recommended Age	14 years and up
Manufacturer	Horizon Hobby
Power System	8S LiPo capable Spektrum brushless
Radio System	Spektrum DX3 3-channel 2.4GHz DSMR




WARRANTY AND SUPPORT




For warranty information and technical support, please refer to the official ARRMA website or contact Horizon Hobby customer service. Keep your proof of purchase for any warranty claims.

Online Resources: For additional support, parts diagrams, and FAQs, visit the official ARRMA website: www.rrma-rc.com

© 2025 ARRMA. All rights reserved.

Related Documents - ARA5808V2T1

	<p>ARRMA KRATON EXB 8S Instruction Manual</p> <p>Comprehensive instruction manual for the ARRMA KRATON EXB 8S RC monster truck, covering setup, operation, maintenance, troubleshooting, and warranty information.</p>
	<p>ARRMA BIG ROCK 223S BLX 1/10 Scale 4X4 Monster Truck RTR - High-Performance RC Vehicle</p> <p>Discover the ARRMA BIG ROCK 223S BLX, a 1/10 scale 4X4 brushless monster truck RTR. Experience thrilling speed up to 50+ mph, versatile 2S/3S power, and advanced features like Dynamic Stability Control. Perfect for bashers of all levels.</p>
	<p>ARRMA 4x4 4S BLX Vehicle: Get Started Guide</p> <p>This guide provides essential information for getting started with your ARRMA 4x4 4S BLX vehicle, including what's included, safety precautions, and basic operation. Learn how to safely operate and maintain your high-performance RC vehicle.</p>

	<p>ARRMA 4x4 4S BLX Vehicle & Spektrum STX2 Transmitter: Get Started Guide</p> <p>Learn how to set up and operate your ARRMA 4x4 4S BLX Vehicle with the included Spektrum STX2 Transmitter. This guide covers essential setup, operation, safety, and maintenance for your ARRMA RC car.</p>
	<p>Arrma Quake GROM ARA2137 Explosionszeichnung und Teileliste</p> <p>Detaillierte Explosionszeichnung und Teileliste für den Arrma Quake GROM 1/16 RC Monster Truck (ARA2137), inklusive Teilenummern und Beschreibungen.</p>
	<p>ARRMA QUAKE 223S BLX DSC 2WD RTR RC Monster Truck: Quick Start Guide</p> <p>Get started with your ARRMA QUAKE 223S BLX DSC 2WD RTR RC Monster Truck. This guide provides essential information on setup, operation, safety, and maintenance for this high-performance hobby vehicle from Horizon Hobby.</p>

Documents - ARRMA – ARA5808V2T1




[ARRMA KRATON EXB 8S Instruction Manual](#)

Comprehensive instruction manual for the ARRMA KRATON EXB 8S RC monster truck, covering setup, operation, maintenance, troubleshooting, and warranty information.

lang:en score:41 filesize: 27.71 M page_count: 40 document date: 2023-03-20

[\[pdf\]](#) User Manual Instructions



ARRMA Durango Ltd 1 5 KRATON 8S EXB AVC 4X4 RTR Brushless Speed Truck Manual Multilingual
27 7 MBCzęści do Kraton ARA5808V2T1ZP5117 ARA5808V2T1 MANUAL MULTIrc4max pliki horizon
dokumenty ZP5117 MULTI ARA5808V2T1ARRMA BLX Monster Black buy now at Modellbau
LindingerZP5117 MULTI9796631 EN Manualrc4max MULTIlindinger media ea 47 68 1743075099
9796631 ts ||| ||| BEDIENUNGSANLEITUNG MODE D'EMPLOI NOTICE All instructions, warranties and
other collateral documents are subject to change at the sole discretion of Horizon Hobby, LLC. For up-to-
date product literature, visit horizonhobby.com or towerhobby

BEDIENUNGSANLEITUNG MODE D'EMPLOI NOTICE All instructions, warranties
and other collateral documen ... equte. 5 WWW.ARRMA-RC.COM Kit Overview
Supplied berblick Mitgeliefert ARRMA KRATONTM EXB 8S **ARA5808V2T1**
SpektrumTM 2.4GHz Transmitter SPM2340 SpektrumTM 2.4GHz Receiver
SPMSR6200A Spek...

lang:en **score:36** filesize: 27.71 M page_count: 40 document date: 2023-03-20



[\[pdf\]](#)

Herunterladen Arrma M TRUCK KRATON BLX8S 1 5 4WD EP RTR BLACK BRUSHLESS

LEMARA5808V2T1 Hobbytime ch by Molard Jouets index dispatch attachments getfile attachment id
4498 hobbytime |||

ARRMA KRATON 1/5 4WD Extreme Bash 8S Speed Monster Truck RTR 27.07.2023
ARRMAS GRSSTER RTR IST JE ... please visit: www.HorizonHobby.eu PRICING
Artikel Nr. / Itemnumber Beschreibung / Description **ARA5808V2T1** KRATON 4X4 8S
BLX 1/5 Speed Monster Truck Black UVP in / RRP in Lieferbar ab / Avail...
lang:de **score:23** filesize: 2.24 M page_count: 17 document date: 2023-08-03



[\[pdf\]](#)

Produktový list Arrma Kraton 8S BLX 1 5 4WD EXB RTR černá RC model auta ARA5808V2T1 Astra

ARA5808V2 astramodel cz html pages newsletters |||

Kraton 8S BLX 1:5 4WD EXB RTR Pneumatiky DBOOTS Servo Spektrum 59 kg.cm
Nov motor Vyslac SpektrumTM DX3 Regultor Firma 160AV2 Pneumatiky dBoots
Back-Flip zen zajisuje servo S6510 s Stdav motor Spektrum Firma Vyslac
SpektrumTM DX3TM je Stdav regultor Spektrum BB s agresivnm vzorkem jsou ob
silou...

lang:es **score:21** filesize: 986.8 K page_count: 1 document date: 2023-08-02