

Durastar DRAW06F1B

Durastar DRAW06F1B Mini Split Indoor Unit User Manual

Model: DRAW06F1B

6,000 BTU Cooling / 7,000 BTU Heating 208 / 230 Volt Mini Split Wall Mount Indoor Unit

1. INTRODUCTION

This manual provides essential information for the safe and efficient operation, installation, and maintenance of your Durastar DRAW06F1B Mini Split Wall Mount Indoor Unit. This unit is designed to provide both cooling and heating capabilities for your space. Please read this manual thoroughly before installation and operation, and keep it for future reference.

Important Note: This is an indoor evaporator unit only. An outdoor condenser unit is required for proper functionality. Mini split systems must be installed by a qualified HVAC professional in accordance with all local codes and regulations. Failure to do so will void the manufacturer's warranty.

2. SAFETY INFORMATION

Your safety and the safety of others are very important. Please read and follow all safety messages outlined in this manual.

- **Professional Installation Required:** Installation, maintenance, and repair of this unit must be performed by a certified HVAC technician. Improper installation can lead to electric shock, fire, water leakage, or other serious injuries.
- **Power Supply:** Ensure the power supply matches the unit's specifications (208 / 230 Volt). Always disconnect power before performing any maintenance or service.
- **Grounding:** The unit must be properly grounded to prevent electric shock.
- **Clearances:** Maintain adequate clearances around the indoor unit for proper airflow and maintenance access.
- **Children and Pets:** Keep children and pets away from the unit during operation and maintenance.
- **Flammable Materials:** Do not place flammable materials or spray aerosols near the unit.

3. PRODUCT FEATURES AND TECHNOLOGIES

The Durastar DRAW06F1B unit incorporates several features designed for enhanced comfort and efficiency:

- **Swing/Gentle Airflow:** Allows for optimized air circulation and direction throughout the room, ensuring even temperature distribution.
- **Sleep Mode:** Reduces energy consumption by gradually adjusting the temperature and automatically turning off after 8 hours, returning to normal operation.
- **Wireless Remote Control with "Follow Me" Technology:** The remote control features a built-in temperature sensor. When activated, the unit will optimize the temperature based on the remote's location, providing maximum comfort where you are.
- **Auto Restart:** In the event of a power failure, the unit will automatically restart with the previously set operating parameters once power is restored.
- **24-Hour Timer Feature:** Allows you to program the unit to automatically turn on or off at a specified time within a 24-hour period.
- **Anti-Corrosive Fin Coating (Golden Fin Coating):** Both indoor and outdoor units feature this specialized coating to protect against corrosion, enhancing the longevity and reliability of the system.
- **Quiet Operation:** Engineered for low noise levels, ensuring a peaceful indoor environment.

4. SETUP AND INSTALLATION

As previously stated, the installation of this mini split indoor unit requires professional expertise. This section provides a general overview for informational purposes.

4.1. Pre-Installation Check

- Verify that all components are present and undamaged.
- Ensure the installation location meets clearance requirements and can support the unit's weight.
- Confirm compatibility with your outdoor condenser unit.

4.2. Installation Steps (Overview for Professional)

1. **Mounting Plate Installation:** Securely attach the mounting plate to the wall, ensuring it is level.
2. **Wall Hole Drilling:** Drill a hole through the wall for refrigerant piping, drain hose, and electrical wiring.
3. **Piping and Wiring Connection:** Connect the refrigerant lines, drain hose, and electrical cables between the indoor and outdoor units. This step requires specialized tools and knowledge.
4. **Indoor Unit Mounting:** Carefully mount the indoor unit onto the mounting plate.
5. **Vacuuming and Refrigerant Charging:** Evacuate the refrigerant lines and charge the system with the correct amount of refrigerant.
6. **Test Run:** Perform a test run to ensure proper operation and check for leaks.



Image: The Durastar mini split indoor unit seamlessly integrated into a modern living room, demonstrating its wall-mounted design. Adjacent to this, an outdoor condenser unit is shown installed on the side of a house, illustrating the complete system setup.

5. OPERATING INSTRUCTIONS

Your Durastar mini split unit is operated primarily via the wireless remote control.



Image: The Durastar indoor unit, a sleek white rectangular device designed for wall mounting, is shown alongside its compact wireless remote control. The remote features a digital display and various buttons for mode selection, temperature adjustment, and fan speed.

5.1. Remote Control Functions

- **Power Button:** Turns the unit on or off.
- **Mode Button:** Cycles through operating modes: Auto, Cool, Dry, Heat, Fan.
- **Temperature Adjustment Buttons (Up/Down Arrows):** Increases or decreases the set temperature.
- **Fan Speed Button:** Adjusts the fan speed (Auto, Low, Medium, High).
- **Swing Button:** Activates or deactivates the automatic louver swing for even air distribution.
- **Sleep Button:** Activates Sleep Mode for energy-efficient nighttime operation.
- **Timer Button:** Sets the 24-hour on/off timer.
- **"Follow Me" Button:** Activates the "Follow Me" function, allowing the unit to sense temperature at the remote's location.

5.2. Basic Operation

1. Point the remote control directly at the indoor unit.
2. Press the Power button to turn the unit on.
3. Press the Mode button to select your desired operating mode (e.g., Cool for cooling, Heat for heating).

- 4. Use the Temperature Adjustment buttons to set your desired room temperature.
- 5. Adjust the Fan Speed or activate the Swing function as needed for comfort.

6. MAINTENANCE

Regular maintenance ensures optimal performance and longevity of your mini split system. Always disconnect power to the unit before performing any maintenance.

6.1. Air Filter Cleaning

- The air filters should be cleaned every two weeks, or more frequently depending on usage and air quality.
- Open the front panel of the indoor unit.
- Remove the air filters.
- Clean the filters with a vacuum cleaner or wash them with lukewarm water and mild detergent.
- Allow filters to dry completely before reinstalling.

6.2. Coil Cleaning

- The indoor coil should be inspected and cleaned annually by a professional technician.
- The outdoor coil should also be cleaned regularly to remove dirt, leaves, and debris.

6.3. General Inspection

- Check for any unusual noises or odors.
- Ensure the drain hose is clear and not obstructed.
- Inspect electrical connections for any signs of wear or damage.

7. TROUBLESHOOTING

Before contacting customer support, please refer to the following common issues and solutions. For complex problems, always consult a qualified technician.

Problem	Possible Cause	Solution
Unit does not turn on.	No power supply; Remote control batteries dead; Circuit breaker tripped.	Check power connection; Replace remote batteries; Reset circuit breaker.
Insufficient cooling/heating.	Dirty air filters; Blocked outdoor unit; Incorrect mode setting; Low refrigerant.	Clean air filters; Clear obstructions from outdoor unit; Select correct mode; Contact technician for refrigerant check.
Unusual noise from unit.	Loose parts; Obstruction in fan; Normal expansion/contraction sounds.	Check for loose parts (professional); Remove obstructions; Normal sounds are usually minor clicks or gurgles.
Water leakage from indoor unit.	Clogged drain hose; Improper installation angle.	Clear drain hose; Contact technician for re-installation or inspection.

8. SPECIFICATIONS

Key technical specifications for the Durastar DRAW06F1B Mini Split Indoor Unit:

Specification	Value
Brand	Durastar
Model Number	DRAW06F1B
Cooling Capacity	6,000 BTU
Heating Capacity	7,000 BTU
Voltage	208 / 230 Volts
Installation Type	Wall Mount
Noise Level	56 dB (Max)
Dimensions (D x W x H)	7.88"D x 11.5"W x 11.5"H
Color	White
Special Features	Remote Controlled, Auto Restart, 24-Hour Timer, Anti-Corrosive Fin Coating



Image: A side profile view of the Durastar indoor unit, highlighting its slim design and wall-mounting capabilities.

9. WARRANTY AND SUPPORT

Durastar products are engineered for durability and performance.

9.1. Warranty Information

Please note that any manufacturer warranty for this mini split unit will be voided if the installation is not performed by a professional in accordance with local codes. For specific warranty terms and conditions, please refer to the warranty card included with your product or contact Durastar customer service.
















9.2. Customer Support

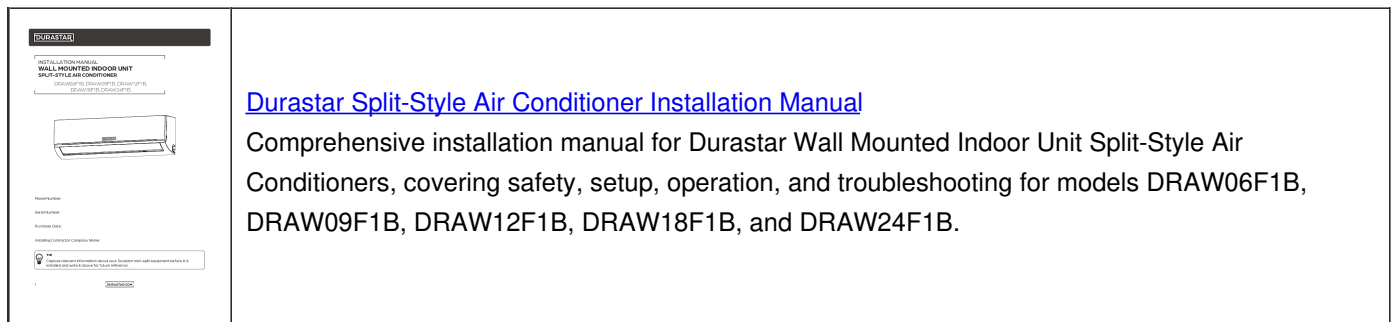
For questions, assistance with multi-zone systems, or technical support, please contact Durastar experts at:

Phone: (855) 484-3292


Our support team is available to assist you with any inquiries regarding your Durastar mini split system.

Related Documents - DRAW06F1B

<div><div>DURASTAR</div><div>INSTALLATION MANUAL WALL MOUNTED INDOOR UNIT SPLIT-STYLE AIR CONDITIONER Covering the Durastar® Models: DRA-12F1B, DRA-18F1B, DRA-24F1B</div><div></div><div>Model Number: Serial Number: Purchase Date: Installing Contractor Company Name:</div><div><div> ATTN</div><div>Before requesting information about our Durastar split-style air conditioning units, please read the following information carefully.</div></div><div>1</div><div></div></div>	<h3>Durastar Split-Style Air Conditioner Installation Manuals</h3> <p>Comprehensive installation guides from Durastar for split-style air conditioning systems, covering indoor units (DRAW series) and multi-zone outdoor units (DRA series). Includes detailed steps, safety precautions, troubleshooting, and wiring diagrams.</p>
<div><div>DURASTAR</div><div>FLOOR MOUNTED INDOOR UNIT SPLIT-STYLE AIR CONDITIONER Covering the Durastar® Models: DRA-12F1B, DRA-18F1B, DRA-24F1B</div><div></div><div>Model Number: Serial Number: Purchase Date: Installing Contractor Company Name:</div><div><div> ATTN</div><div>Before requesting information about our Durastar floor-mounted air conditioning units, please read the following information carefully.</div></div><div>1</div><div></div></div>	<h3>Durastar DRAS12F1B Floor Mounted Indoor Unit Owner's Manual</h3> <p>Comprehensive owner's manual for the Durastar DRAS12F1B split-style air conditioner, covering installation, operation, maintenance, troubleshooting, and warranty information.</p>
<div><div>DURASTAR</div><div>INSTALLATION MANUAL WALL MOUNTED INDOOR UNIT SPLIT-STYLE AIR CONDITIONER Covering the Durastar® Models: DRA-06F1B, DRA-09F1B, DRA-12F1B, DRA-18F1B, DRA-24F1B</div><div></div><div>Model Number: Serial Number: Purchase Date: Installing Contractor Company Name:</div><div><div> ATTN</div><div>Before requesting information about our Durastar wall-mounted air conditioning units, please read the following information carefully.</div></div><div>1</div><div></div></div>	<h3>Durastar Wall Mounted Indoor Unit Installation Manual</h3> <p>Comprehensive installation manual for Durastar split-style air conditioners, covering model numbers DRA06F1B, DRA09F1B, DRA12F1B, DRA18F1B, and DRA24F1B. Includes safety precautions, parts identification, step-by-step installation procedures, troubleshooting, and wiring diagrams.</p>
<div><div>DURASTAR</div><div>INSTALLATION MANUAL WALL MOUNTED INDOOR UNIT SPLIT-STYLE AIR CONDITIONER Covering the Durastar® Models: DRA-06F1B, DRA-09F1B, DRA-12F1B, DRA-18F1B, DRA-24F1B, DRA-33F1B</div><div></div><div>Model Number: Serial Number: Purchase Date: Installing Contractor Company Name:</div><div><div> ATTN</div><div>Before requesting information about our Durastar wall-mounted air conditioning units, please read the following information carefully.</div></div><div>1</div><div></div></div>	<h3>Durastar Wall Mounted Mini-Split Air Conditioner Owner's Manual</h3> <p>Comprehensive owner's manual for Durastar wall-mounted split-style air conditioners, covering operation, safety, maintenance, troubleshooting, and warranty for models DRA06F1B, DRA09F1B, DRA12F1B, DRA18F1B, DRA24F1B, DRA33F1B.</p>
<div><div>DURASTAR</div><div>THIRD-PARTY THERMOSTAT INTERFACE FOR DURASTAR SPLIT-STYLE INDOOR UNITS Covering the Durastar® Models: DRA-06F1B, DRA-09F1B, DRA-12F1B, DRA-18F1B, DRA-24F1B, DRA-33F1B</div><div></div><div>Model Number: Serial Number: Purchase Date: Installing Contractor Company Name:</div><div><div> ATTN</div><div>Before requesting information about our Durastar third-party thermostat interface, please read the following information carefully.</div></div><div>1</div><div></div></div>	<h3>Durastar Third-Party Thermostat Interface Installation Manual</h3> <p>Installation guide for the Durastar Third-Party Thermostat Interface, detailing setup, wiring, configuration, and troubleshooting for Durastar split-style indoor units.</p>




Documents - Durastar – DRAW06F1B



Durastar Wall Mounted Indoor Unit Installation Manual

Comprehensive installation manual for Durastar split-style air conditioners, covering model numbers DRAW06F1B, DRAW09F1B, DRAW12F1B, DRAW18F1B, and DRAW24F1B. Includes safety precautions, parts identification, step-by-step installation procedures, troubleshooting, and wiring diagrams.


lang:i-klingon score:40 filesize: 2.74 M page count: 29 document date: 2022-11-11



Durastar Split-Style Air Conditioner Installation Manual

Comprehensive installation manual for Durastar Wall Mounted Indoor Unit Split-Style Air Conditioners, covering safety, setup, operation, and troubleshooting for models DRAW06F1B, DRAW09F1B, DRAW12F1B, DRAW18F1B, and DRAW24F1B.

lang:i-klingon score:37 filesize: 2.74 M page count: 28 document date: 2022-12-02



[\[pdf\]](#)

DR24VINT1 Submittal Durastar Third Party Thermostat Interface 19efb6867136ac1524b004bb6b1f3188
ecomfort manuals III

[illegible]

REFERENCE SUBMITTED BY Third-Party Thermostat In ... EET DATE INDOOR
 Compatability Wall Mounted Cassette DRAW09F1A, DRAW12F1A, DRAW18F1A,
 DRAW24F1A **DRAW06F1B**, DRAW09F1B, DRAW12F1B, DRAW18F1B,
 DRAW24F1B DRAL06F1A, DRAL09F1A, DRAL12F1A, DRAL18F1A, DR...

lang:en score:35 filesize: 460.32 K page count: 3 document date: 2023-05-25

[illegible]

[\[pdf\]](#) Specifications Dimension Guide

DRAW09F1A DRA1U09S1A Submittal Durastar DRAW06F1B 6k BTU Wall Mounted For Multi or Single Zone bfde335e56083d22aabaee23853e96c0 acwholesalers manuals |||

PROJECT NAME LOCATION ARCHITECT ENGINEER CONTRACTOR

REFERENCE SUBMITTED BY Indoor Unit IDU : **DRAW06F1B** Wireless Remote

Control 6,000 BTU/H WALL MOUNTED IDU SUBMITTAL COVER SHEET DATE

PRODUCT FEATURES Up to 100 heating capacity at 0C High efficiency SEER2

rating, up to 23.5 Wireless Remote Con...

lang:en score:34 filesize: 357.57 K page_count: 2 document date: 2023-03-07

[illegible]

[\[pdf\]](#) Specifications Dimension Guide

DRAW09F1A DRA1U09S1A Submittal Durastar DRAW06F1B SubmittalDurastar 6k BTU Wall Mounted

For Multi or Single Zone DRAW06F1Bbfe335e56083d22aabaee23853e96c0powerequipmentdirect
manuals bfe335e56083d22aabaee23853e96c0 |||

PROJECT NAME LOCATION ARCHITECT ENGINEER CONTRACTOR

REFERENCE SUBMITTED BY Indoor Unit IDU : **DRAW06F1B** Wireless Remote

Control 6,000 BTU/H WALL MOUNTED IDU SUBMITTAL COVER SHEET DATE

PRODUCT FEATURES Up to 100 heating capacity at 0C High efficiency SEER2

rating, up to 23.5 Wireless Remote Con...

lang:en score:34 filesize: 357.58 K page_count: 2 document date: 2023-03-07

DURASTAR

OWNER'S MANUAL

**WALL MOUNTED INDOOR UNIT
SPLIT-STYLE AIR CONDITIONER**

DQAW09F1B, DQAW09F1B, DQAW12F1B,
DRAW18F1B, DRAW24F1B

Model Number:

Serial Number:

Purchase Date:

Installing Contractor Company Name:

TIP

Capture relevant information about your Durastar mini-split equipment before it is installed and write it above for future reference.

1

DURASTAR.COM

[\[pdf\]](#) User Manual Owner's Manual Specifications Accessories

Owner s Manual Durastar Heat Pump Mini Split Systems Cooling DRA5H55W0606091824 durastar
dra5h55w0606091824 owners manual s1 img b compactappliance mediabase specifications 1971106 |||

OWNER S MANUAL WALL MOUNTED INDOOR UNIT SPLIT-STYLE AIR


CONDITIONER **DRAW06F1B**, DRAW09F1B, DRAW12F1B, DRAW18F1B,

DRAW24F1B Model Number: Serial Number: Purchase Date: Installing Contractor

Company Name: TIP Capture relevant information about your Durastar mini-split


equipment before it is installed ...

lang:i-klingon score:32 filesize: 14.5 M page_count: 112 document date: 0000-00-00




[\[pdf\]](#) User Manual Owner's Manual Specifications Accessories

Owner s Manual Durastar Heat Pump Mini Split Systems Cooling DRA5L55W09121824 durastar dra5l55w09121824 owners manual s1 img b compactappliance mediabase specifications 1971677 ||| OWNER S MANUAL WALL MOUNTED INDOOR UNIT SPLIT-STYLE AIR CONDITIONER **DRAW06F1B**, DRAW09F1B, DRAW12F1B, DRAW18F1B, DRAW24F1B Model Number: Serial Number: Purchase Date: Installing Contractor Company Name: TIP Capture relevant information about your Durastar mini-split equipment before it is installed ... lang:i-klnglon **score:32** filesize: 14.49 M page_count: 112 document date: 0000-00-00




[\[pdf\]](#) User Manual Owner's Manual Specifications Accessories

Owner s Manual Durastar Heat Pump Mini Split Systems Cooling DRA5L55W06181824 durastar dra5l55w06181824 owners manual s2 img b compactappliance mediabase specifications 1971645 ||| OWNER S MANUAL WALL MOUNTED INDOOR UNIT SPLIT-STYLE AIR CONDITIONER **DRAW06F1B**, DRAW09F1B, DRAW12F1B, DRAW18F1B, DRAW24F1B Model Number: Serial Number: Purchase Date: Installing Contractor Company Name: TIP Capture relevant information about your Durastar mini-split equipment before it is installed ... lang:i-klnglon **score:32** filesize: 10.88 M page_count: 84 document date: 0000-00-00




[\[pdf\]](#) User Manual Owner's Manual Specifications Accessories

Owner s Manual Durastar Heat Pump Mini Split Systems Cooling DRA4H36W060618 durastar dra4h36w060618 owners manual s1 img b compactappliance mediabase specifications 1970573 ||| OWNER S MANUAL WALL MOUNTED INDOOR UNIT SPLIT-STYLE AIR CONDITIONER **DRAW06F1B**, DRAW09F1B, DRAW12F1B, DRAW18F1B, DRAW24F1B Model Number: Serial Number: Purchase Date: Installing Contractor Company Name: TIP Capture relevant information about your Durastar mini-split equipment before it is installed ... lang:i-klnglon **score:32** filesize: 7.25 M page_count: 56 document date: 0000-00-00




[\[pdf\]](#) User Manual Owner's Manual Specifications Accessories

Owner s Manual Durastar Heat Pump Mini Split Systems Cooling DRA5L55W0909091212 durastar dra5l55w0909091212 owners manual s2 img b compactappliance mediabase specifications 1971652 ||| OWNER S MANUAL WALL MOUNTED INDOOR UNIT SPLIT-STYLE AIR CONDITIONER **DRAW06F1B**, DRAW09F1B, DRAW12F1B, DRAW18F1B, DRAW24F1B Model Number: Serial Number: Purchase Date: Installing Contractor Company Name: TIP Capture relevant information about your Durastar mini-split equipment before it is installed ... lang:i-klngon **score:32** filesize: 7.24 M page_count: 56 document date: 0000-00-00




[\[pdf\]](#) User Manual Owner's Manual Installation Guide Troubleshooting Guide Warranty 12B Wired Thermostat Installation Manual Durastar Owner and DURASTAR sgtorrice âº lastoneinstall ASSETS DOCUMENTS ITEMS EN |||

Owner and Installation Manual DURASTAR 12B Wired Thermostat FOR DURASTAR SPLIT-STYLE INDOOR UNITS M ... s mini-split compatability with the the 12B wired thermostat. INDOOR COMPATABILITY Wall Mounted **DRAW06F1B**, DRAW09F1B, DRAW12F1B, DRAW18F1B, DRAW24F1B DRAW09F1A, DRAW12F1A, DRAW18F1A, DRAW24F1A Ca... lang:en **score:31** filesize: 846.77 K page_count: 10 document date: 2023-06-01



[\[pdf\]](#) User Manual Owner's Manual Specifications Accessories

Owner s Manual Durastar Heat Pump Mini Split Systems Cooling DRA3L28W060606 durastar dra3l28w060606 owners manual s2 img b compactappliance mediabase specifications 1970487 ||| OWNER S MANUAL WALL MOUNTED INDOOR UNIT SPLIT-STYLE AIR CONDITIONER **DRAW06F1B**, DRAW09F1B, DRAW12F1B, DRAW18F1B, DRAW24F1B Model Number: Serial Number: Purchase Date: Installing Contractor Company Name: TIP Capture relevant information about your Durastar mini-split equipment before it is installed ... lang:i-klngon **score:31** filesize: 3.63 M page_count: 28 document date: 0000-00-00




[\[pdf\]](#) User Manual Accessories

DRAWXXF1A Installation Manual Wall Mounted Durastar DRAW12F1B DR1L12W12 12k BTU Cooling Heating Sirius Heat™ Air Conditioning System 23 1 SEER2 4f7f92c138afa3ecf92eebb7318cda1c acwholesalers manuals |||

INSTALLATION MANUAL WALL MOUNTED INDOOR UNIT SPLIT-STYLE AIR CONDITIONER **DRAW06F1B**, DRAW09F1B, DRAW12F1B, DRAW18F1B, DRAW24F1B Model Number: Serial Number: Purchase Date: Installing Contractor Company Name: TIP Capture relevant information about your Durastar mini-split equipment before it is insta...

lang:i-klngon **score:31** filesize: 2.74 M page_count: 28 document date: 2022-12-02




[\[pdf\]](#) User Manual Accessories

DRAWXXF1B Installation Manual Wall Mounted Durastar DRAW33F1B DR1L33W33 33k BTU Cooling Heating Sirius Heat™ Air Conditioning System 20 0 SEER2 092933d07b8bed2ef7ad616575e6c36a acwholesalers manuals |||

INSTALLATION MANUAL WALL MOUNTED INDOOR UNIT SPLIT-STYLE AIR CONDITIONER **DRAW06F1B**, DRAW09F1B, DRAW12F1B, DRAW18F1B, DRAW24F1B, DRAW33F1B Model Number: Serial Number: Purchase Date: Installing Contractor Company Name: TIP Capture relevant information about your Durastar mini-split equipment before ...

lang:i-klngon **score:30** filesize: 2.9 M page_count: 28 document date: 2023-11-30



[\[pdf\]](#) User Manual Specifications Accessories

DRAWXXF1A Installation Manual Wall Mounted Durastar Sheet Mini Split Components Cooling DRAW18F1B durastar draw18f1b installation sheet s2 img b compactappliance mediabase specifications 1893101 |||

INSTALLATION MANUAL WALL MOUNTED INDOOR UNIT SPLIT-STYLE AIR CONDITIONER **DRAW06F1B**, DRAW09F1B, DRAW12F1B, DRAW18F1B, DRAW24F1B Model Number: Serial Number: Purchase Date: Installing Contractor Company Name: TIP Capture relevant information about your Durastar mini-split equipment before it is insta...

lang:i-klngon **score:30** filesize: 2.89 M page_count: 28 document date: 2022-12-02

[pdf] Specifications

Multi Zone Compatibility Chart Durastar DRA1U24S1B 24k BTU Single Outdoor Unit

72589673cc969d98f795746a53102e06 ecomfort manuals |||

SINGLE-ZONE AHRI RATINGS CHART Type BTU/h Wall Mounted Ceiling Cassette

One-way Cassette Slim Duc ... del Number DRA1U09S1B DRA1U12S1B


DRA1U18S1B DRA1U24S1B DRA1H09S1A DRA1H12S1A DRA1H18S1A

DRA1H24S1A **DRAW06F1B** 210568097 DRAW09F1B 207787130 210568098

DRAW12F1B 207787131 210568099 DRAW18F1B 207...

lang:en score:30 filesize: 286.33 K page_count: 8 document date: 2023-06-02


SINGLE-ZONE AHRI RATINGS CHART										
Type	BTU/h	Model Number	Power Input (W)	Power Output (W)	Power Input (W)	Power Output (W)	Power Input (W)	Power Output (W)	Power Input (W)	Power Output (W)
Wall Mounted	9,000	DRA1U09S1B	1,000	1,000	1,000	1,000	1,000	1,000	1,000	1,000
	12,000	DRA1U12S1B	1,000	1,000	1,000	1,000	1,000	1,000	1,000	1,000
	18,000	DRA1U18S1B	1,000	1,000	1,000	1,000	1,000	1,000	1,000	1,000
	24,000	DRA1U24S1B	1,000	1,000	1,000	1,000	1,000	1,000	1,000	1,000
	36,000	DRA1U36S1B	1,000	1,000	1,000	1,000	1,000	1,000	1,000	1,000
	48,000	DRA1U48S1B	1,000	1,000	1,000	1,000	1,000	1,000	1,000	1,000
Ceiling Cassette	9,000	DRA1H09S1A	1,000	1,000	1,000	1,000	1,000	1,000	1,000	1,000
	12,000	DRA1H12S1A	1,000	1,000	1,000	1,000	1,000	1,000	1,000	1,000
	18,000	DRA1H18S1A	1,000	1,000	1,000	1,000	1,000	1,000	1,000	1,000
	24,000	DRA1H24S1A	1,000	1,000	1,000	1,000	1,000	1,000	1,000	1,000
	36,000	DRA1H36S1A	1,000	1,000	1,000	1,000	1,000	1,000	1,000	1,000
	48,000	DRA1H48S1A	1,000	1,000	1,000	1,000	1,000	1,000	1,000	1,000
One-way Cassette	9,000	DRA1W09F1B	1,000	1,000	1,000	1,000	1,000	1,000	1,000	1,000
	12,000	DRA1W12F1B	1,000	1,000	1,000	1,000	1,000	1,000	1,000	1,000
	18,000	DRA1W18F1B	1,000	1,000	1,000	1,000	1,000	1,000	1,000	1,000
	24,000	DRA1W24F1B	1,000	1,000	1,000	1,000	1,000	1,000	1,000	1,000
	36,000	DRA1W36F1B	1,000	1,000	1,000	1,000	1,000	1,000	1,000	1,000
	48,000	DRA1W48F1B	1,000	1,000	1,000	1,000	1,000	1,000	1,000	1,000
Mini-Split	9,000	DRA1M09S1B	1,000	1,000	1,000	1,000	1,000	1,000	1,000	1,000
	12,000	DRA1M12S1B	1,000	1,000	1,000	1,000	1,000	1,000	1,000	1,000
	18,000	DRA1M18S1B	1,000	1,000	1,000	1,000	1,000	1,000	1,000	1,000
	24,000	DRA1M24S1B	1,000	1,000	1,000	1,000	1,000	1,000	1,000	1,000
	36,000	DRA1M36S1B	1,000	1,000	1,000	1,000	1,000	1,000	1,000	1,000
	48,000	DRA1M48S1B	1,000	1,000	1,000	1,000	1,000	1,000	1,000	1,000
Floor-Cassette	9,000	DRA1F09S1B	1,000	1,000	1,000	1,000	1,000	1,000	1,000	1,000
	12,000	DRA1F12S1B	1,000	1,000	1,000	1,000	1,000	1,000	1,000	1,000
	18,000	DRA1F18S1B	1,000	1,000	1,000	1,000	1,000	1,000	1,000	1,000
	24,000	DRA1F24S1B	1,000	1,000	1,000	1,000	1,000	1,000	1,000	1,000
	36,000	DRA1F36S1B	1,000	1,000	1,000	1,000	1,000	1,000	1,000	1,000
	48,000	DRA1F48S1B	1,000	1,000	1,000	1,000	1,000	1,000	1,000	1,000



[Durastar Wall Mounted Indoor Unit Split-Style Air Conditioner Owner's Manual](#)

Comprehensive owner's manual for Durastar wall-mounted split-style air conditioners (models DRAW06F1B, DRAW09F1B, DRAW12F1B, DRAW18F1B, DRAW24F1B), covering installation, operation, maintenance, troubleshooting, and warranty information.


lang:i-klngon score:29 filesize: 3.69 M page_count: 28 document date: 2022-12-02



[Durastar Wall Mounted Mini-Split Air Conditioner Owner's Manual](#)

Comprehensive owner's manual for Durastar wall-mounted split-style air conditioners, covering operation, safety, maintenance, troubleshooting, and warranty for models DRAW06F1B, DRAW09F1B, DRAW12F1B, DRAW18F1B, DRAW24F1B, DRAW33F1B.

lang:i-klngon score:29 filesize: 3.77 M page_count: 28 document date: 2023-10-31



[pdf] User Manual Owner's Manual Specifications Accessories

Durastar DRAWXXF1B Owner s Manual Wall Mounted 9744461 10349633 use and carefergusonprod a

bigcontent io v1 static care USE AND CAREDurastar 12 000 BTU Indoor Mount Mini Split 208 230V

Ferguson9744461 care9744461 DRAW12F1B White Cooling Heating Unit FaucetDirectDurastar

Fergusondurastar draw12f1b owners manual9744461 cares2 img b faucetdirect mediabase specifications

durastar 1893100 manualfergusonprod DRAW24F1B 24 26 manualdurastar draw24f1b manuals2

1893102 ||| ||| OWNER S MANUAL WALL MOUNTED INDOOR UNIT SPLIT-STYLE AIR CONDITIONER

DRAW06F1B, DRAW09F1B, DRAW12F1B, DRAW18F1B, DRAW24F1B Model Number: Serial Number:

Purchase Date: Installing Contractor Company Name: TIP Capture relevant information about ||| OWNER

S MANUAL WALL MOUNTED INDOOR UNIT SPLIT-STYLE AIR CONDITIONER DRAW06F1B,

DRAW09F1B, DRAW12F1B, DRAW18F1B, DRAW24F1B Model Number: Serial Number: Purchase

Date: Installing Contractor Company Name: TIP Capture relevant information about

OWNER S MANUAL WALL MOUNTED INDOOR UNIT SPLIT-STYLE AIR

CONDITIONER **DRAW06F1B**, DRAW09F1B, DRAW12F1B, DRAW18F1B,

DRAW24F1B Model Number: Serial Number: Purchase Date: Installing Contractor

Company Name: TIP Capture relevant information about your Durastar mini-split

equipment before it is installed ...

lang:i-klnglon **score:28** filesize: 3.69 M page_count: 28 document date: 2022-12-02

[pdf]

DR24VINT1 Submittal Power Equipment DirectProduct Features Compatible with all Durastar Multi Split

units Works standard wifi and non 24VAC HVAC thermostats such as

NEST19efb6867136ac1524b004bb6b1f3188powerequipmentdirect manuals

19efb6867136ac1524b004bb6b1f3188 srsltid AfmBOoo O

RxdKe0A7Jw0sn5xL3a6t9fkvvZb0IEjO1nCXmttDLJuEN4 DirectDR24VINT1 NESTProduct

NESTpowerequipmentdirect

RxdKe0A7Jw0sn5xL3a6t9fkvvZb0IEjO1nCXmttDLJuEN4powerequipmentdirect AfmBOopySvHikWwWD

r5MQISVfPKV84ZLzjKcc8lafolbF0TGkM5eO57 ||| ||| PROJECT NAME LOCATION ARCHITECT

ENGINEER CONTRACTOR REFERENCE SUBMITTED BY Third-Party Thermostat Interface

DR24VINT1 Product Features Compatible with all Durastar Multi-Split units Works with standard wifi and

non-wifi 24VAC HVAC thermosta

PROJECT NAME LOCATION ARCHITECT ENGINEER CONTRACTOR


REFERENCE SUBMITTED BY Third-Party Thermostat In ... EET DATE INDOOR

Compatability Wall Mounted Cassette DRAW09F1A, DRAW12F1A, DRAW18F1A,

DRAW24F1A **DRAW06F1B**, DRAW09F1B, DRAW12F1B, DRAW18F1B,

DRAW24F1B DRAL06F1A, DRAL09F1A, DRAL12F1A, DRAL18F1A. DR...

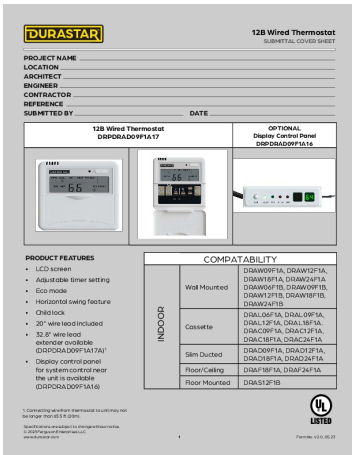
lang:en **score:28** filesize: 460.33 K page_count: 3 document date: 2023-05-25



[\[pdf\]](#) User Manual Owner's Manual Specifications Accessories

Owner's ManualDurastar DRA4L36W1818 36K BTU Cooling Heating 20 SEER2 Two Zone Z Wall Mount
Mini Split Package with 2 18k Indoordurastar dra4l36w1818 owners manuals1 img b build mediabase
specifications durastar 1970756 manual ManualOwner IndoorDurastar DR1H24W24 24K 26 41K 21 One
Buildldurastar manualdurastar dr1h24w24 1780700 BuildDurastar DR3H28W121212 28K 23 5 Three 3
12k Indurastar dr3h28w121212 1780787 InDurastar DRA2L18W1212 18K 20K Indoodurastar
dra2l18w1212 1970406 IndooDurastar DR1H12W12 12K 13 5K 1 dr1h12w12 1780692 DRA3L28W1212
22 6 dra3l28w1212 1970505 DRA3L28W1818 dra3l28w1818 1970508 DR2H28W1818 dr2h28w1818
1780731 DR1L18W18 23K dr1l18w18 1970377 ||| ||| OWNER S MANUAL WALL MOUNTED INDOOR
UNIT SPLIT-STYLE AIR CONDITIONER DRAW06F1B, DRAW09F1B, DRAW12F1B, DRAW18F1B,
DRAW24F1B Model Number: Serial Number: Purchase Date: Installing Contractor Company Name: TIP
Capture relevant information about ||| OWNER S MANUAL WALL MOUNTED INDOOR UNIT SPLIT-
STYLE AIR CONDITIONER DRAW06F1B, DRAW09F1B, DRAW12F1B, DRAW18F1B, DRAW24F1B
Model Number: Serial Number: Purchase Date: Installing Contractor Company Name: TIP Capture
relevant information about ||| OWNER S MANUAL WALL MOUNTED INDOOR UNIT SPLIT-STYLE AIR
CONDITIONER DRAW06F1B, DRAW09F1B, DRAW12F1B, DRAW18F1B, DRAW24F1B Model Number:
Serial Number: Purchase Date: Installing Contractor Company Name: TIP Capture relevant information
about ||| OWNER S MANUAL WALL MOUNTED INDOOR UNIT SPLIT-STYLE AIR CONDITIONER
DRAW06F1B, DRAW09F1B, DRAW12F1B, DRAW18F1B, DRAW24F1B Model Number: Serial Number:
Purchase Date: Installing Contractor Company Name: TIP Capture relevant information about ||| OWNER
S MANUAL WALL MOUNTED INDOOR UNIT SPLIT-STYLE AIR CONDITIONER DRAW06F1B,
DRAW09F1B, DRAW12F1B, DRAW18F1B, DRAW24F1B Model Number: Serial Number: Purchase
Date: Installing Contractor Company Name: TIP Capture relevant information about ||| OWNER S
MANUAL WALL MOUNTED INDOOR UNIT SPLIT-STYLE AIR CONDITIONER DRAW06F1B,
DRAW09F1B, DRAW12F1B, DRAW18F1B, DRAW24F1B Model Number: Serial Number: Purchase
Date: Installing Contractor Company Name: TIP Capture relevant information about ||| OWNER S
MANUAL WALL MOUNTED INDOOR UNIT SPLIT-STYLE AIR CONDITIONER DRAW06F1B,
DRAW09F1B, DRAW12F1B, DRAW18F1B, DRAW24F1B Model Number: Serial Number: Purchase
Date: Installing Contractor Company Name: TIP Capture relevant information about ||| OWNER S
MANUAL WALL MOUNTED INDOOR UNIT SPLIT-STYLE AIR CONDITIONER DRAW06F1B,
DRAW09F1B, DRAW12F1B, DRAW18F1B, DRAW24F1B Model Number: Serial Number: Purchase
Date: Installing Contractor Company Name: TIP Capture relevant information about
OWNER S MANUAL WALL MOUNTED INDOOR UNIT SPLIT-STYLE AIR
CONDITIONER **DRAW06F1B**, DRAW09F1B, DRAW12F1B, DRAW18F1B,
DRAW24F1B Model Number: Serial Number: Purchase Date: Installing Contractor
Company Name: TIP Capture relevant information about your Durastar mini-split
equipment before it is installed ...

lang:i-klinton **score:28** filesize: 3.63 M page_count: 28 document date: 2024-05-08



Durastar 12B Wired Thermostat Submittal Cover Sheet


Submittal cover sheet for the Durastar 12B Wired Thermostat (DRPDRAD09F1A17) and optional Display Control Panel (DRPDRAD09F1A16). Includes product features, compatibility information, and thermostat dimensions.

lang:en score:27 filesize: 563.62 K page count: 3 document date: 2023-06-01

SINGLE-ZONE AHRI RATINGS CHART										
Type	BTU/h	SEER	Standard Model Number	Standard	Standard	Standard	Standard	Standard	Standard	Standard
Indoor Unit	12,000	12.0	DRA1U09S1B	12,000	12.0	DRA1U12S1B	12,000	12.0	DRA1U18S1B	12,000
	15,000	15.0	DRA1U12S1B	15,000	15.0	DRA1U18S1B	15,000	15.0	DRA1U24S1B	15,000
	18,000	18.0	DRA1U18S1B	18,000	18.0	DRA1U24S1B	18,000	18.0	DRA1H09S1A	18,000
	24,000	24.0	DRA1U24S1B	24,000	24.0	DRA1H12S1A	24,000	24.0	DRA1H18S1A	24,000
Outdoor Unit	12,000	12.0	DRA1H09S1A	12,000	12.0	DRA1H12S1A	12,000	12.0	DRA1H18S1A	12,000
	15,000	15.0	DRA1H12S1A	15,000	15.0	DRA1H18S1A	15,000	15.0	DRA1H24S1A	15,000
	18,000	18.0	DRA1H18S1A	18,000	18.0	DRA1H24S1A	18,000	18.0	DRA1H33S1A	18,000
	24,000	24.0	DRA1H24S1A	24,000	24.0	DRA1H33S1A	24,000	24.0	DRA1H48S1A	24,000


[pdf]

Compatibility Chart Durastar DR1H48A48 48k BTU Cooling Heating Multi Position Air Handler Conditioning System 15 8 SEER2 c7e559adea7e254c08cb4f7dbe18f5bb acwholesalers manuals ||| SINGLE-ZONE AHRI RATINGS CHART Type BTU/h Standard Model Number Standard Standard Standard Sirius HeatTM Sirius HeatTM Sirius HeatTM Sirius HeatTM Sirius HeatTM DRA1U09S1B DRA1U12S1B DRA1U18S1B DRA1U24S1B DRA1H09S1A DRA1H12S1A DRA1H18S1A DRA1H24S1A DRA1H33S1A 6,000 **DRAW06F1B** 210568097 9,00... lang:en score:27 filesize: 539.53 K page_count: 10 document date: 2024-03-15




[pdf]

User Manual Owner's Manual Specifications Accessories Owner s ManualDurastar DRA4L36W1224 36K BTU Cooling Heating 20 SEER2 Two Zone Wall Mount Mini Split Package with 12k and 24k Inddurastar dra4l36w1224 owners manuals1 img b build mediabase specifications durastar 1970755 manual ManualOwner IndDurastar DRA3L28W1218 28K 22 6 18k Idurastar manualdurastar dra3l28w1218 1970507 ||| ||| OWNER S MANUAL WALL MOUNTED INDOOR UNIT SPLIT-STYLE AIR CONDITIONER DRAW06F1B, DRAW09F1B, DRAW12F1B, DRAW18F1B, DRAW24F1B Model Number: Serial Number: Purchase Date: Installing Contractor Company Name: TIP Capture relevant information about OWNER S MANUAL WALL MOUNTED INDOOR UNIT SPLIT-STYLE AIR CONDITIONER **DRAW06F1B**, DRAW09F1B, DRAW12F1B, DRAW18F1B, DRAW24F1B Model Number: Serial Number: Purchase Date: Installing Contractor Company Name: TIP Capture relevant information about your Durastar mini-split equipment before it is installed ... lang:i-klnglon score:27 filesize: 7.25 M page_count: 56 document date: 2024-05-08



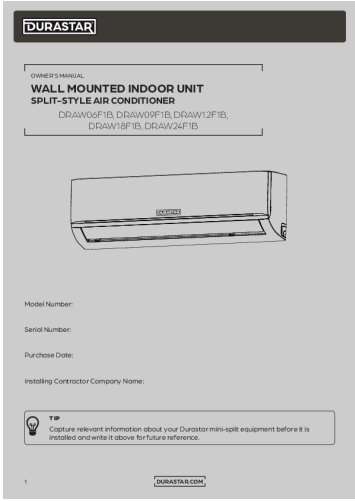
[pdf]

User Manual Specifications Accessories Installation SheetDurastar DRA4L36W1818 36K BTU Cooling Heating 20 SEER2 Two Zone Wall Mount Mini Split Package with 2 18k Indoordurastar dra4l36w1818 installation sheets1 img b build mediabase specifications durastar 1970756 sheet SheetInstallation IndoorDurastar DRA2L18W1212 18K 20K 5 12k Indoodurastar sheetdurastar dra2l18w1212 1970406 IndooDurastar DRA3L28W1212 28K 22 6 dra3l28w1212 1970505 DRA3L28W1818 dra3l28w1818 1970508 ||| ||| INSTALLATION MANUAL WALL MOUNTED INDOOR UNIT SPLIT-STYLE AIR CONDITIONER DRAW06F1B, DRAW09F1B, DRAW12F1B, DRAW18F1B, DRAW24F1B Model Number: Serial Number: Purchase Date: Installing Contractor Company Name: TIP Capture relevant information ||| INSTALLATION MANUAL WALL MOUNTED INDOOR UNIT SPLIT-STYLE AIR CONDITIONER DRAW06F1B, DRAW09F1B, DRAW12F1B, DRAW18F1B, DRAW24F1B Model Number: Serial Number: Purchase Date: Installing Contractor Company Name: TIP Capture relevant information ||| INSTALLATION MANUAL WALL MOUNTED INDOOR UNIT SPLIT-STYLE AIR CONDITIONER DRAW06F1B, DRAW09F1B, DRAW12F1B, DRAW18F1B, DRAW24F1B Model Number: Serial Number: Purchase Date: Installing Contractor Company Name: TIP Capture relevant information INSTALLATION MANUAL WALL MOUNTED INDOOR UNIT SPLIT-STYLE AIR CONDITIONER **DRAW06F1B**, DRAW09F1B, DRAW12F1B, DRAW18F1B, DRAW24F1B Model Number: Serial Number: Purchase Date: Installing Contractor Company Name: TIP Capture relevant information about your Durastar mini-split equipment before it is insta... lang:i-klnglon score:26 filesize: 6.87 M page_count: 68 document date: 2024-05-08




[pdf] User Manual Specifications Accessories

Installation SheetDurastar DRA4L36W1224 36K BTU Cooling Heating 20 SEER2 Two Zone Wall Mount Mini Split Package with 12k and 24k Inddurastar dra4l36w1224 installation sheets1 img b build mediabase specifications durastar 1970755 sheet SheetInstallation IndDurastar DRA3L28W1218 28K 22 6 18k Idurastar sheetdurastar dra3l28w1218 1970507 ||| ||| INSTALLATION MANUAL WALL MOUNTED INDOOR UNIT SPLIT-STYLE AIR CONDITIONER DRAW06F1B, DRAW09F1B, DRAW12F1B, DRAW18F1B, DRAW24F1B Model Number: Serial Number: Purchase Date: Installing Contractor Company Name: TIP Capture relevant information about your Durastar mini-split equipment before it is installed and write it above for future reference. INSTALLATION MANUAL WALL MOUNTED INDOOR UNIT SPLIT-STYLE AIR CONDITIONER **DRAW06F1B**, DRAW09F1B, DRAW12F1B, DRAW18F1B, DRAW24F1B Model Number: Serial Number: Purchase Date: Installing Contractor Company Name: TIP Capture relevant information about your Durastar mini-split equipment before it is insta... lang:i-klngon score:26 filesize: 9.56 M page_count: 96 document date: 2024-05-08




[pdf] User Manual Owner's Manual Accessories

Durastar DRAWXXF1B Owner s Manual Wall Mounted USE AND CARE 6k BTU Indoor Mount Mini Split 208 230V Ferguson 9961282 10768890 use and care fergusonprod a bigcontent io v1 static ||| OWNER S MANUAL WALL MOUNTED INDOOR UNIT SPLIT-STYLE AIR CONDITIONER **DRAW06F1B**, DRAW09F1B, DRAW12F1B, DRAW18F1B, DRAW24F1B Model Number: Serial Number: Purchase Date: Installing Contractor Company Name: TIP Capture relevant information about your Durastar mini-split equipment before it is installed ... lang:i-klngon score:26 filesize: 3.54 M page_count: 28 document date: 2023-01-30



[Durastar Split-Style Air Conditioner Installation Manual for Outdoor Units](#)

This installation manual provides comprehensive guidance for Durastar single-zone outdoor split-style air conditioners, including models DRA1U09S1B, DRA1U12S1B, DRA1U18S1B, and DRA1U24S1B. It covers safety precautions, installation steps, wiring, refrigerant piping, system evacuation, and troubleshooting. lang:i-klngon score:25 filesize: 5.8 M page_count: 60 document date: 0000-00-00



[pdf] User Manual Specifications Accessories

Installation SheetDurastar DR1H24W24 24K BTU Cooling 26 41K Heating 21 SEER2 One Zone Wall Mount Mini Split Package Builddurastar dr1h24w24 installation sheets1 img b build mediabase specifications durastar 1780700 sheet SheetInstallation BuildDurastar DR1H12W12 12K 13 5K 23 1 sheetdurastar dr1h12w12 1780692 ||| ||| INSTALLATION MANUAL WALL MOUNTED INDOOR UNIT SPLIT-STYLE AIR CONDITIONER DRAW06F1B, DRAW09F1B, DRAW12F1B, DRAW18F1B, DRAW24F1B Model Number: Serial Number: Purchase Date: Installing Contractor Company Name: TIP Capture relevant information

INSTALLATION MANUAL WALL MOUNTED INDOOR UNIT SPLIT-STYLE AIR CONDITIONER **DRAW06F1B**, DRAW09F1B, DRAW12F1B, DRAW18F1B, DRAW24F1B Model Number: Serial Number: Purchase Date: Installing Contractor Company Name: TIP Capture relevant information about your Durastar mini-split equipment before it is insta...

lang:i-klngon **score:25** filesize: 5.75 M page_count: 60 document date: 2024-05-08



[pdf] Warranty Borchure

Durastar Ductless PTAC Brochure 2023 1 PTHPs Premium Heating Cooling Solutions durastar 04 ||| MINI-SPLITS AND PACKAGED TERMINAL AIR CONDITIONERS ENGINEERED FOR COMFORT DURASTAR FOR DEALERS Hig ... Swing, Turbo, Eco, Sleep modes and more Model # Cooling Capacity BTU Heating Capacity BTU **DRAW06F1B** 6000 7000 DRAW09F1B 9000 10000 DRAW12F1B 12000 12000 DRAW18F1B 18000 18000 DRA...


lang:en **score:25** filesize: 2.83 M page_count: 20 document date: 2023-06-06



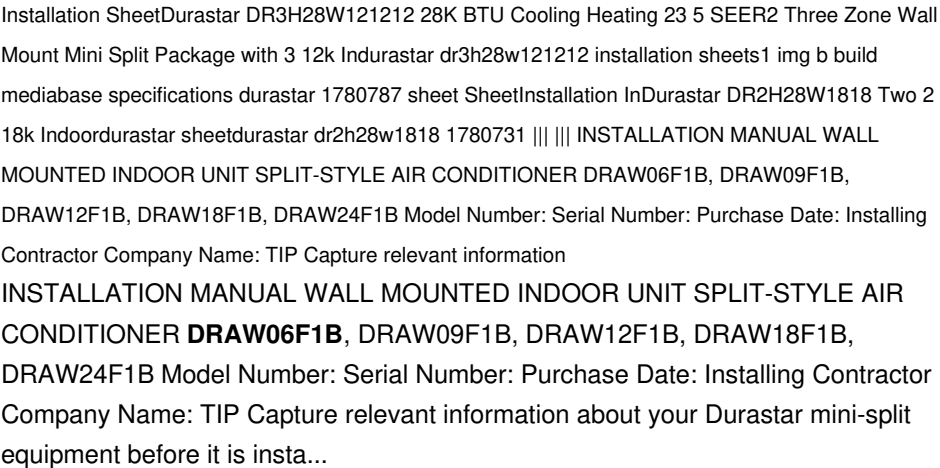
[pdf] Specifications

DRAW09F1A DRA1U09S1A Submittal Durastar DR1H09W06 6k BTU Cooling Heating Wall Mounted Air Conditioning System 23 5 SEER2 402f35818e1cc5083b51b50dc3982108 ecomfort manuals ||| PROJECT NAME LOCATION ARCHITECT ENGINEER CONTRACTOR REFERENCE SUBMITTED BY Indoor Unit IDU : **DRAW06F1B** 6,000 BTU/H WALL MOUNTED HEAT PUMP SYSTEM SUBMITTAL COVER SHEET DATE Outdoor Unit ODU : DRA1U09S1B Wireless Remote Control PRODUCT FEATURES Up to 100 heating capacity at 0oF Low ambient he...


lang:en **score:24** filesize: 542.67 K page_count: 4 document date: 2023-03-08



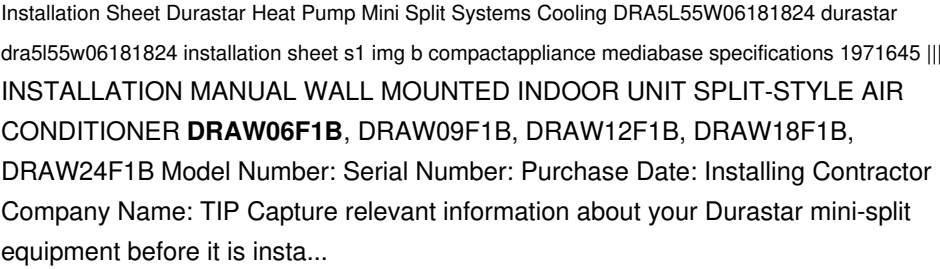
[pdf] User Manual Specifications Accessories

Installation SheetDurastar DR3H28W121212 28K BTU Cooling Heating 23 5 SEER2 Three Zone Wall Mount Mini Split Package with 3 12k Indurastar dr3h28w121212 installation sheets1INSTALLATION MANUAL WALL MOUNTED INDOOR UNIT SPLIT-STYLE AIR CONDITIONER **DRAW06F1B**, DRAW09F1B, DRAW12F1B, DRAW18F1B, DRAW24F1B Model Number: Serial Number: Purchase Date: Installing Contractor Company Name: TIP Capture relevant information about your Durastar mini-split equipment before it is installed and write it above for future reference.


lang:i-klnglon score:24 filesize: 7.15 M page_count: 68 document date: 2024-05-08



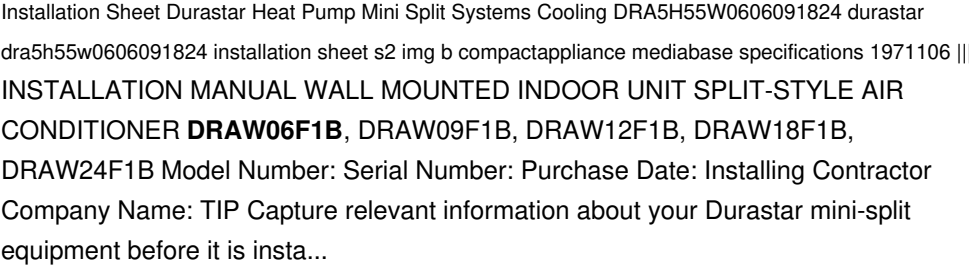
[pdf] User Manual Specifications Accessories

Installation Sheet Durastar Heat Pump Mini Split Systems Cooling DRA5L55W06181824 durastar dra5l55w06181824 installation sheet s1INSTALLATION MANUAL WALL MOUNTED INDOOR UNIT SPLIT-STYLE AIR CONDITIONER **DRAW06F1B**, DRAW09F1B, DRAW12F1B, DRAW18F1B, DRAW24F1B Model Number: Serial Number: Purchase Date: Installing Contractor Company Name: TIP Capture relevant information about your Durastar mini-split equipment before it is installed and write it above for future reference.


lang:i-klnglon score:22 filesize: 12.24 M page_count: 124 document date: 0000-00-00



[pdf] User Manual Specifications Accessories

Installation Sheet Durastar Heat Pump Mini Split Systems Cooling DRA5H55W0606091824 durastar dra5h55w0606091824 installation sheet s2INSTALLATION MANUAL WALL MOUNTED INDOOR UNIT SPLIT-STYLE AIR CONDITIONER **DRAW06F1B**, DRAW09F1B, DRAW12F1B, DRAW18F1B, DRAW24F1B Model Number: Serial Number: Purchase Date: Installing Contractor Company Name: TIP Capture relevant information about your Durastar mini-split equipment before it is installed and write it above for future reference.

lang:i-klnglon score:22 filesize: 15.19 M page_count: 152 document date: 0000-00-00




[\[pdf\]](#) User Manual Specifications Accessories

Installation Sheet Durastar Heat Pump Mini Split Systems Cooling DRA5L55W09121824 durastar dra5l55w09121824 installation sheet s1 img b compactappliance mediabase specifications 1971677 |||

INSTALLATION MANUAL WALL MOUNTED INDOOR UNIT SPLIT-STYLE AIR CONDITIONER **DRAW06F1B**, DRAW09F1B, DRAW12F1B, DRAW18F1B, DRAW24F1B Model Number: Serial Number: Purchase Date: Installing Contractor Company Name: TIP Capture relevant information about your Durastar mini-split equipment before it is insta...

lang:i-klngon **score:22** filesize: 14.92 M page_count: 152 document date: 0000-00-00




[\[pdf\]](#) User Manual Specifications Accessories

Installation Sheet Durastar Heat Pump Mini Split Systems Cooling DRA5H55W0912121218 durastar dra5h55w0912121218 installation sheet s2 img b compactappliance mediabase specifications 1971179 |||

INSTALLATION MANUAL WALL MOUNTED INDOOR UNIT SPLIT-STYLE AIR CONDITIONER **DRAW06F1B**, DRAW09F1B, DRAW12F1B, DRAW18F1B, DRAW24F1B Model Number: Serial Number: Purchase Date: Installing Contractor Company Name: TIP Capture relevant information about your Durastar mini-split equipment before it is insta...

lang:i-klngon **score:22** filesize: 12.51 M page_count: 124 document date: 0000-00-00




[\[pdf\]](#) User Manual Specifications Accessories

Installation Sheet Durastar Heat Pump Mini Split Systems Cooling DRA4H36W060618 durastar dra4h36w060618 installation sheet s2 img b compactappliance mediabase specifications 1970573 |||

INSTALLATION MANUAL WALL MOUNTED INDOOR UNIT SPLIT-STYLE AIR CONDITIONER **DRAW06F1B**, DRAW09F1B, DRAW12F1B, DRAW18F1B, DRAW24F1B Model Number: Serial Number: Purchase Date: Installing Contractor Company Name: TIP Capture relevant information about your Durastar mini-split equipment before it is insta...

lang:i-klngon **score:21** filesize: 9.83 M page_count: 96 document date: 0000-00-00



[pdf] User Manual Specifications Accessories

Installation Sheet Durastar Heat Pump Mini Split Systems Cooling DRA5L55W121224 durastar

dra5l55w121224 installation sheet s1 img b compactappliance mediabase specifications 1971695 |||

INSTALLATION MANUAL WALL MOUNTED INDOOR UNIT SPLIT-STYLE AIR


CONDITIONER **DRAW06F1B**, DRAW09F1B, DRAW12F1B, DRAW18F1B,

DRAW24F1B Model Number: Serial Number: Purchase Date: Installing Contractor

Company Name: TIP Capture relevant information about your Durastar mini-split

equipment before it is insta...

lang:i-klnglon **score:21** filesize: 9.56 M page_count: 96 document date: 0000-00-00



[pdf] User Manual Specifications Accessories

Installation Sheet Durastar Heat Pump Mini Split Systems Cooling DR1L18W18 durastar dr1l18w18

installation sheet s1 img b compactappliance mediabase specifications 1970377 |||

INSTALLATION MANUAL WALL MOUNTED INDOOR UNIT SPLIT-STYLE AIR


CONDITIONER **DRAW06F1B**, DRAW09F1B, DRAW12F1B, DRAW18F1B,

DRAW24F1B Model Number: Serial Number: Purchase Date: Installing Contractor

Company Name: TIP Capture relevant information about your Durastar mini-split

equipment before it is insta...

lang:i-klnglon **score:21** filesize: 5.93 M page_count: 64 document date: 0000-00-00



[pdf] Specifications Dimension Guide

6 000 BTU H WALL MOUNTED IDU PRODUCT FEATURES Up to 100% heating capacity at 0°C High

efficiency SEER2 rating up 23 5 Wireless Remote Control with Follow Me Technology durastar

dra2h18w0609 spec sheet draw06f1b s1 img b build mediabase specifications 1970386 |||

PROJECT NAME LOCATION ARCHITECT ENGINEER CONTRACTOR

REFERENCE SUBMITTED BY Indoor Unit IDU : **DRAW06F1B** Wireless Remote

Control 6,000 BTU/H WALL MOUNTED IDU SUBMITTAL COVER SHEET DATE

PRODUCT FEATURES Up to 100 heating capacity at 0C High efficiency SEER2

rating, up to 23.5 Wireless Remote Con...

lang:en **score:21** filesize: 355.99 K page_count: 2 document date: 2024-05-06

SINGLE-ZONE AHRI RATINGS CHART											
Type	Model Number	Indoor Unit	Outdoor Unit	Indoor Unit	Outdoor Unit	Indoor Unit	Outdoor Unit	Indoor Unit	Outdoor Unit	Indoor Unit	Outdoor Unit
Mini Split	4.000	DRA1U09S1B	DRA1U12S1B	DRA1U18S1B	DRA1U24S1B	DRA1H09S1A	DRA1H12S1A	DRA1H18S1A	DRA1H24S1A	DRA1U09S1B	DRA1U12S1B
	4.000	DRA1U09S1B	DRA1U12S1B	DRA1U18S1B	DRA1U24S1B	DRA1H09S1A	DRA1H12S1A	DRA1H18S1A	DRA1H24S1A	DRA1U09S1B	DRA1U12S1B
	4.000	DRA1U09S1B	DRA1U12S1B	DRA1U18S1B	DRA1U24S1B	DRA1H09S1A	DRA1H12S1A	DRA1H18S1A	DRA1H24S1A	DRA1U09S1B	DRA1U12S1B
	4.000	DRA1U09S1B	DRA1U12S1B	DRA1U18S1B	DRA1U24S1B	DRA1H09S1A	DRA1H12S1A	DRA1H18S1A	DRA1H24S1A	DRA1U09S1B	DRA1U12S1B
Ceiling Cassette	4.000	DRA1U09S1B	DRA1U12S1B	DRA1U18S1B	DRA1U24S1B	DRA1H09S1A	DRA1H12S1A	DRA1H18S1A	DRA1H24S1A	DRA1U09S1B	DRA1U12S1B
	4.000	DRA1U09S1B	DRA1U12S1B	DRA1U18S1B	DRA1U24S1B	DRA1H09S1A	DRA1H12S1A	DRA1H18S1A	DRA1H24S1A	DRA1U09S1B	DRA1U12S1B
	4.000	DRA1U09S1B	DRA1U12S1B	DRA1U18S1B	DRA1U24S1B	DRA1H09S1A	DRA1H12S1A	DRA1H18S1A	DRA1H24S1A	DRA1U09S1B	DRA1U12S1B
	4.000	DRA1U09S1B	DRA1U12S1B	DRA1U18S1B	DRA1U24S1B	DRA1H09S1A	DRA1H12S1A	DRA1H18S1A	DRA1H24S1A	DRA1U09S1B	DRA1U12S1B
Ductless Mini Split	4.000	DRA1U09S1B	DRA1U12S1B	DRA1U18S1B	DRA1U24S1B	DRA1H09S1A	DRA1H12S1A	DRA1H18S1A	DRA1H24S1A	DRA1U09S1B	DRA1U12S1B
	4.000	DRA1U09S1B	DRA1U12S1B	DRA1U18S1B	DRA1U24S1B	DRA1H09S1A	DRA1H12S1A	DRA1H18S1A	DRA1H24S1A	DRA1U09S1B	DRA1U12S1B
	4.000	DRA1U09S1B	DRA1U12S1B	DRA1U18S1B	DRA1U24S1B	DRA1H09S1A	DRA1H12S1A	DRA1H18S1A	DRA1H24S1A	DRA1U09S1B	DRA1U12S1B
	4.000	DRA1U09S1B	DRA1U12S1B	DRA1U18S1B	DRA1U24S1B	DRA1H09S1A	DRA1H12S1A	DRA1H18S1A	DRA1H24S1A	DRA1U09S1B	DRA1U12S1B
Mini Split	4.000	DRA1U09S1B	DRA1U12S1B	DRA1U18S1B	DRA1U24S1B	DRA1H09S1A	DRA1H12S1A	DRA1H18S1A	DRA1H24S1A	DRA1U09S1B	DRA1U12S1B
	4.000	DRA1U09S1B	DRA1U12S1B	DRA1U18S1B	DRA1U24S1B	DRA1H09S1A	DRA1H12S1A	DRA1H18S1A	DRA1H24S1A	DRA1U09S1B	DRA1U12S1B
	4.000	DRA1U09S1B	DRA1U12S1B	DRA1U18S1B	DRA1U24S1B	DRA1H09S1A	DRA1H12S1A	DRA1H18S1A	DRA1H24S1A	DRA1U09S1B	DRA1U12S1B
	4.000	DRA1U09S1B	DRA1U12S1B	DRA1U18S1B	DRA1U24S1B	DRA1H09S1A	DRA1H12S1A	DRA1H18S1A	DRA1H24S1A	DRA1U09S1B	DRA1U12S1B
Mini Split	4.000	DRA1U09S1B	DRA1U12S1B	DRA1U18S1B	DRA1U24S1B	DRA1H09S1A	DRA1H12S1A	DRA1H18S1A	DRA1H24S1A	DRA1U09S1B	DRA1U12S1B
	4.000	DRA1U09S1B	DRA1U12S1B	DRA1U18S1B	DRA1U24S1B	DRA1H09S1A	DRA1H12S1A	DRA1H18S1A	DRA1H24S1A	DRA1U09S1B	DRA1U12S1B
	4.000	DRA1U09S1B	DRA1U12S1B	DRA1U18S1B	DRA1U24S1B	DRA1H09S1A	DRA1H12S1A	DRA1H18S1A	DRA1H24S1A	DRA1U09S1B	DRA1U12S1B
	4.000	DRA1U09S1B	DRA1U12S1B	DRA1U18S1B	DRA1U24S1B	DRA1H09S1A	DRA1H12S1A	DRA1H18S1A	DRA1H24S1A	DRA1U09S1B	DRA1U12S1B

[pdf] Specifications

Multi Zone Compatibility Chart Durastar DRA5U55M1B 55 000 BTU Cooling Heating 20 2 SEER2 Five

Mini Split Condenser Unit Builddurastar dra5u55m1b compatibility charts1 img b build mediabase

specifications durastar 1925887 chart |||

SINGLE-ZONE AHRI RATINGS CHART Type BTU/h Wall Mounted Ceiling Cassette


One-way Cassette Slim Duc ... del Number DRA1U09S1B DRA1U12S1B

DRA1U18S1B DRA1U24S1B DRA1H09S1A DRA1H12S1A DRA1H18S1A

DRA1H24S1A **DRAW06F1B** 210568097 DRAW09F1B 207787130 210568098

DRAW12F1B 207787131 210568099 DRAW18F1B 207...

lang:en **score:21** filesize: 286.33 K page_count: 8 document date: 2023-06-02




[\[pdf\]](#) User Manual Accessories

installation manual multi zone outdoor unit To help prevent condensation from forming and dripping set the vertical airflow louver to its maximum angle vertically floor fan HIGH 64490913 lowes

productdocuments 72cb0543 dd1b 4021 8600 5ab1868d3636 |||

INSTALLATION MANUAL MULTI-ZONE OUTDOOR UNIT SPLIT-STYLE AIR CONDITIONER DRA2U18M1B, DRA3U28M1B, DRA4 ... 2022 Durastar V2.0 1122 INSTALLATION MANUAL WALL MOUNTED INDOOR UNIT SPLIT-STYLE AIR CONDITIONER **DRAW06F1B**, DRAW09F1B, DRAW12F1B, DRAW18F1B, DRAW24F1B Model Number: Serial Number: Purchase Date: I...

lang:i-klngon **score:20** filesize: 7.2 M page_count: 68 document date: 0000-00-00




[\[pdf\]](#) User Manual Specifications Accessories

Installation Sheet Durastar Heat Pump Mini Split Systems Cooling DRA3L28W060606 durastar dra3l28w060606 installation sheet s1 img b compactappliance mediabase specifications 1970487 |||

INSTALLATION MANUAL WALL MOUNTED INDOOR UNIT SPLIT-STYLE AIR CONDITIONER **DRAW06F1B**, DRAW09F1B, DRAW12F1B, DRAW18F1B, DRAW24F1B Model Number: Serial Number: Purchase Date: Installing Contractor Company Name: TIP Capture relevant information about your Durastar mini-split equipment before it is insta...


lang:i-klngon **score:20** filesize: 6.87 M page_count: 68 document date: 0000-00-00



[Durastar Split-Style Air Conditioner Installation Manuals](#)

Comprehensive installation guides from Durastar for split-style air conditioning systems, covering indoor units (DRAW series) and multi-zone outdoor units (DRA series). Includes detailed steps, safety precautions, troubleshooting, and wiring diagrams.

lang:i-klngon **score:20** filesize: 7.15 M page_count: 68 document date: 0000-00-00




[pdf] User Manual Specifications Accessories

Installation Sheet Durastar DR1H18W18 18K BTU Cooling 19 5K Heating 24 SEER2 One Zone Wall Mount Mini Split Package Ferguson Home durastar dr1h18w18 installation sheet s1 img b build mediabase specifications 1780696 |||

INSTALLATION MANUAL WALL MOUNTED INDOOR UNIT SPLIT-STYLE AIR CONDITIONER **DRAW06F1B**, DRAW09F1B, DRAW12F1B, DRAW18F1B, DRAW24F1B Model Number: Serial Number: Purchase Date: Installing Contractor Company Name: TIP Capture relevant information about your Durastar mini-split equipment before it is installed and write it above for future reference.

lang:i-klngon score:20 filesize: 5.75 M page_count: 60 document date: 0000-00-00




[pdf] User Manual Specifications Accessories

Installation SheetDurastar DR1L18W18 18K BTU Cooling 23K Heating 22 SEER2 One Zone Wall Mount Mini Split Package Builddurastar dr1l18w18 installation sheets1 img b build mediabase specifications durastar 1970377 sheet |||

INSTALLATION MANUAL WALL MOUNTED INDOOR UNIT SPLIT-STYLE AIR CONDITIONER **DRAW06F1B**, DRAW09F1B, DRAW12F1B, DRAW18F1B, DRAW24F1B Model Number: Serial Number: Purchase Date: Installing Contractor Company Name: TIP Capture relevant information about your Durastar mini-split equipment before it is insta...

lang:i-klngon score:18 filesize: 5.93 M page_count: 64 document date: 2024-05-08



[pdf] Specifications Dimension Guide

Specification Sheet Durastar Heat Pump Mini Split Systems Cooling DRA2L18W0606 durastar dra2l18w0606 specification sheet s2 img b compactappliance mediabase specifications 1970401 |||

PROJECT NAME LOCATION ARCHITECT ENGINEER CONTRACTOR REFERENCE SUBMITTED BY Indoor Unit IDU : **DRAW06F1B** Wireless Remote Control 6,000 BTU/H WALL MOUNTED IDU SUBMITTAL COVER SHEET DATE

PRODUCT FEATURES Up to 100 heating capacity at 0C High efficiency SEER2 rating, up to 23.5 Wireless Remote Con...

lang:en score:17 filesize: 619.07 K page_count: 5 document date: 0000-00-00

[illegible]

[\[pdf\]](#) Specifications Dimension Guide

Specification Sheet Durastar Heat Pump Mini Split Systems Cooling DRA3H28W060606 durastar

dra3h28w060606 specification sheet s2 img b compactappliance mediabase specifications 1970429 |||

PROJECT NAME LOCATION ARCHITECT ENGINEER CONTRACTOR

REFERENCE SUBMITTED BY Indoor Unit IDU : **DRAW06F1B** Wireless Remote

Control 6,000 BTU/H WALL MOUNTED IDU SUBMITTAL COVER SHEET DATE

PRODUCT FEATURES Up to 100 heating capacity at 0C High efficiency SEER2

rating, up to 23.5 Wireless Remote Con...

lang:en score:17 filesize: 727.63 K page_count: 5 document date: 0000-00-00

[illegible]

[\[pdf\]](#) Specifications Dimension Guide

Specification Sheet Durastar Heat Pump Mini Split Systems Cooling DRA2H18W0606 durastar

dra2h18w0606 specification sheet s2 img b compactappliance mediabase specifications 1970385 |||

PROJECT NAME LOCATION ARCHITECT ENGINEER CONTRACTOR

REFERENCE SUBMITTED BY Indoor Unit IDU : **DRAW06F1B** Wireless Remote

Control 6,000 BTU/H WALL MOUNTED IDU SUBMITTAL COVER SHEET DATE

PRODUCT FEATURES Up to 100 heating capacity at 0C High efficiency SEER2

rating, up to 23.5 Wireless Remote Con...

lang:en score:17 filesize: 729.96 K page_count: 5 document date: 0000-00-00

6,000 BTU/H WALL MOUNTED UNIT

SUBSTITUTION SHEET

PROJECT NAME

LOCATION

ARCHITECT

ENGINEER

CONTRACTOR

REFERENCE

SUBMITTED BY

DATE

Indoor Unit (IDU):

220-220V-50Hz

Wireless Remote Control

SPECIFICATIONS

Cooling Capacity (BTU/H)	6000
Capacity	Medium
Voltage/Phase/Amperage	220-220V/50/1 Phase, 20A
Voltage Range	187-253V
Indoor Unit (IDU) Type	IR
Indoor Unit (IDU) Size (HxW)	Medium 35" x 20"
Indoor Unit (IDU) Weight	Heavy 24kg
Indoor Unit (IDU) Dimensions	35" x 20" x 10"
Recommended Breaker (Amps)	30A
Indoor Unit (IDU) Line	220V 50Hz
Sound Pressure Level (dB)	Medium 52dB
Height	Heavy 38.5"
Refrigerant	4-10.4oz R410A

PRODUCT FEATURES

- Up to 100% heating capacity at 0°F;
- High efficiency SEER2 index up to 21.5;
- Wireless Remote Control with "Voice" App Technology;
- Simple or Auto mode compatible;
- Sleep Mode;
- 24-Hour Timer Function;
- Anti-freeze fan locking

LINE SIZE REQUIREMENTS

Connection Type	Flare
Line Size	OD 1/2" (1/2" Min.)
Condenser Gas Line	OD 3/8" (3/8" Min.)

DIMENSIONS AND WEIGHT

18" Outdoor Dimensions	Medium 28 1/2" x 17 1/2" x 10 1/2"
Height	Medium 35" x 20"
Weight	Medium 24kg
Condenser Dimensions	Medium 35" x 20" x 10"
Height	Medium 38 1/2"
Net Weight	17 lbs. 8oz.
Gross Weight	22 lbs. 8oz.

See back of this document for complete
warranty information and terms of sale.

1

Revised 01/2022

[\[pdf\]](#) Specifications Dimension Guide

Specification Sheet Durastar Heat Pump Mini Split Systems Cooling DRA3L28W060606 durastar

dra3l28w060606 specification sheet s2 img b compactappliance mediabase specifications 1970487 |||

PROJECT NAME LOCATION ARCHITECT ENGINEER CONTRACTOR

REFERENCE SUBMITTED BY Indoor Unit IDU : **DRAW06F1B** Wireless Remote

Control 6,000 BTU/H WALL MOUNTED IDU SUBMITTAL COVER SHEET DATE

PRODUCT FEATURES Up to 100 heating capacity at 0C High efficiency SEER2

rating, up to 23.5 Wireless Remote Con...

lang:en score:17 filesize: 680.58 K page_count: 5 document date: 0000-00-00