

cellularline BTECLIPSETWSK

## cellularline Eclipse Wireless In-Ear Headphones

USER MANUAL

### Introduction

Thank you for choosing the cellularline Eclipse Wireless In-Ear Headphones. These headphones are designed to provide a superior audio experience with advanced features such as Active Noise Cancellation (ANC) and Noise-Free Calls (ENC) technology. Enjoy up to 18 hours of total playtime with the charging case, ensuring your music and calls are always with you.

The Eclipse headphones offer intuitive touch controls and an auto-pairing function for seamless connectivity. This manual provides detailed instructions on setting up, operating, maintaining, and troubleshooting your new headphones.



Image: The cellularline Eclipse wireless in-ear headphones resting in their open charging case, showcasing their sleek black design.

### Setup

#### Included Components

Before you begin, please ensure all components are present in the package:

- ECLIPSE TWS Headphones (Left and Right Earbuds)
- Charging Case
- USB-C Charging Cable
- Instructions Manual (this document)

#### Charging the Headphones and Case

For optimal performance, fully charge your Eclipse headphones and charging case before first use. The charging time for a full charge is approximately 1 hour.

1. Place both earbuds into the charging case. Ensure they are correctly seated; magnetic contacts will hold them in place.
2. Connect the USB-C charging cable to the charging port on the case and the other end to a compatible USB power source (e.g., wall adapter, computer USB port).
3. The indicator light on the charging case will show the charging status. Refer to the case's specific LED indicators for full charge notification.

# PLAY TIME



Image: A visual representation highlighting the battery life of the Eclipse headphones, indicating 6 hours of playtime on a single charge and a total of 18 hours with the charging case.

## Pairing with Your Device

The Eclipse headphones feature an auto-pairing function for convenience.

1. Ensure the headphones are charged.
2. Open the charging case and remove both earbuds. They will automatically power on and enter pairing mode.
3. On your mobile device (smartphone, tablet, etc.), go to the Bluetooth settings.
4. Search for available devices and select "cellularline Eclipse" from the list.
5. Once connected, you will hear an audible confirmation, and the indicator lights on the earbuds will change.
6. After the initial pairing, the headphones will automatically connect to the last paired device when removed from the case, provided Bluetooth is enabled on the device.

## Operating

### Power On/Off

- **Power On:** Remove the earbuds from the charging case. They will automatically power on.
- **Power Off:** Place the earbuds back into the charging case and close the lid. They will automatically power off and begin charging.

### Touch Controls

The Eclipse headphones feature intuitive touch controls directly on the ear cups. The specific functions may vary slightly between the left and right earbuds.

# TOUCH CONTROL



Image: A detailed diagram showing the touch-sensitive areas on the Eclipse earbuds and their corresponding functions, including play/pause, call management, volume control, voice assistance, transparency mode, and ANC on/off.

- **Play/Pause:** Single tap on either earbud.
- **Next Track:** Double tap on the right earbud.
- **Previous Track:** Double tap on the left earbud.
- **Answer/End Call:** Single tap on either earbud during an incoming call.
- **Reject Call:** Press and hold on either earbud during an incoming call.
- **Activate Voice Assistant:** Triple tap on either earbud.
- **ANC/Transparency Mode Toggle:** Press and hold on the left earbud to cycle through Active Noise Cancellation, Transparency Mode, and Normal Mode.

## Active Noise Cancellation (ANC)

Active Noise Cancellation technology detects, compares, and eliminates low-frequency external noise by blocking them out, providing an immersive listening experience. Activate or deactivate ANC using the touch controls as described above.

## ACTIVE NOISE CANCELLING



Image: A graphic demonstrating how Active Noise Cancellation works by reducing ambient noises, alongside an image of a person wearing the Eclipse headphones in a busy public setting, highlighting the noise reduction benefit.

### Noise-Free Calls (ENC)

The Noise-Free Calls technology reduces ambient noise picked up by the microphone, ensuring your voice remains crystal clear during calls. This feature automatically enhances call quality by minimizing background disturbances.

## FREE NOISE CALLS



Image: A visual representation of the Noise-Free Calls technology, showing how it minimizes background noises for crystal-clear conversations, with an overlay of a smartphone call screen.

Transparency Mode

Transparency Mode allows you to hear your surroundings while still enjoying your audio. This is useful for staying aware of your environment, such as when walking in a city or listening for announcements. Toggle this mode using the touch controls.



Image: A person wearing the Eclipse headphones, demonstrating the use of Transparency Mode to remain aware of surrounding sounds while engaged in other activities.

Maintenance

Cleaning

Regular cleaning helps maintain the performance and longevity of your headphones.

- Use a soft, dry, lint-free cloth to wipe the earbuds and charging case.
- For stubborn dirt, slightly dampen the cloth with water or a mild, non-abrasive cleaner. Avoid getting moisture into any openings.
- Gently clean the ear tips and speaker mesh to remove earwax or debris. You may use a small, soft brush for the mesh.
- Ensure the charging contacts on both the earbuds and the case are clean and free of dust or debris.

Storage

When not in use, always store the headphones in their charging case to protect them from dust, dirt, and physical damage. Store the case in a cool, dry place away from direct sunlight and extreme temperatures.

Battery Care

To maximize battery life:

- Avoid fully discharging the battery frequently.
- Charge the headphones regularly, even if not used for extended periods.
- Do not expose the headphones or case to extreme heat or cold.

Troubleshooting

If you encounter issues with your cellularline Eclipse headphones, try the following solutions:

Problem	Possible Solution
---------	-------------------

Problem	Possible Solution
Headphones not pairing	<ul style="list-style-type: none"><li>• Ensure Bluetooth is enabled on your device.</li><li>• Make sure the headphones are charged.</li><li>• Place earbuds back in the case, close, then reopen and remove to re-enter pairing mode.</li><li>• Forget/delete "cellularline Eclipse" from your device's Bluetooth list and try pairing again.</li></ul>
No sound from one or both earbuds	<ul style="list-style-type: none"><li>• Check the volume level on your device and the headphones.</li><li>• Ensure earbuds are properly seated in your ears.</li><li>• Reconnect the headphones to your device.</li><li>• Clean the speaker mesh for any blockages.</li></ul>
Charging issues	<ul style="list-style-type: none"><li>• Ensure the USB-C cable is securely connected.</li><li>• Try a different USB-C cable and power source.</li><li>• Clean the charging contacts on the earbuds and case.</li></ul>
ANC not working effectively	<ul style="list-style-type: none"><li>• Ensure ANC is activated via touch controls.</li><li>• Adjust the fit of the earbuds in your ears to ensure a proper seal.</li><li>• Clean any debris from the microphone openings.</li></ul>

Specifications


Feature	Detail
Model Name	BTECLIPSETWSK
Connectivity Technology	Wireless (Bluetooth)
Wireless Communication Technology	Bluetooth
Battery Average Life	18 Hours (with case)
Charging Time	1 Hour
Control Type	Touch Control, Voice Control
Noise Control	Active Noise Cancellation
Microphone Format	With microphone
Material	Plastic
Item Weight	100 Grams (0.1 Kilograms)
Product Dimensions	2.8 x 14 x 11.8 cm
Manufacturer	CellularLine S.p.A.

Warranty and Support




For detailed warranty information and customer support, please refer to the warranty card included with your product or visit the official cellularline website. Keep your proof of purchase for any warranty claims.

For further assistance or technical support, please contact cellularline customer service through their official channels.

Related Documents

	<p><a href="#">Cellularline Eclipse Wireless Headset: User Guide &amp; Specifications</a></p> <p>Comprehensive guide to the Cellularline Eclipse Wireless Headset, covering setup, usage, controls, technical specifications, safety information, and disposal instructions.</p>
---	--

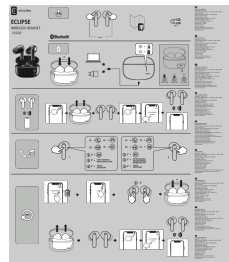


	<p><a href="#">Cellularline KA47 Wireless Earphones with Charging Base - EU Declaration of Conformity</a></p> <p>This document contains the EU Declaration of Conformity for the Cellularline KA47 Wireless Earphones with Charging Base, confirming compliance with relevant European directives and technical standards.</p>
	<p><a href="#">Cellularline TUCK Wireless Stereo Bluetooth Headset - User Manual &amp; Specifications</a></p> <p>Comprehensive guide to the Cellularline TUCK wireless stereo Bluetooth headset (Model: BTTUCKTWS). Learn about setup, operation, call management, audio controls, charging, reset procedures, technical specifications, safety guidelines, warranty, and disposal.</p>
	<p><a href="#">Cellularline CLOUD IN-EAR USB-C Earphones with Microphone</a></p> <p>Detailed specifications for the Cellularline CLOUD IN-EAR Type-C stereo earphones, featuring an in-ear design, integrated microphone, and USB-C connectivity. Ideal for music and calls.</p>

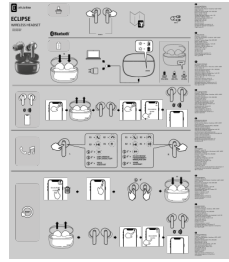
Documents - cellularline – BTECLIPSETWSK



[pdf] linia komórkowa BTECLIPSETWSW Bezprzewodowy zestaw słuchawkowy Eclipse Instrukcja obsługi bezprzewodowy eclipse firmy Media Expert Jest dostępny w i RESET ON obsługi CELLULARLINE mediaexpert.pl/products/files/63\_6379558\_||| bezprzewodowy zestaw słuchawkowy eclipse firmy komrkowej BTECLIPSETWSW Informacje o produkcie Produkt do bezprzewodow BTECLIPSETWSW i **BTECLIPSETWSK**. Zestaw słuchawkowy ma me funkcje i ustawienia, w tym: Tryby mocy: IN, OFF, R... lang:pl score:31 filesize: 625.19 K page\_count: 9 document date: 2025-06-11



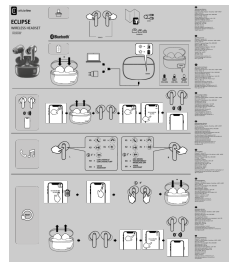
[pdf] User Manual Specifications Download manual ECLIPSE Bluetooth headsets Voice Sport Cellularline Site WW BTECLIPSETWS MMM cellularline medias context bWFZdGVyIGNlbGx1bGFyZnN8ODQxNjg2fGFwcGxpY2F0aW9uL3BkZnxjZWxsdWxhcmZzL2g2MS9oZjAvOTY4MTEwMjIwOTA1NC5wZGZ8OTk3MWI0NGVINW ||| ECLIPSE WIRELESS HEADSET BTECLIPSETWSW **BTECLIPSETWSK** IN OFF L RESET ON CELLULARLINE ECLIPSE TOUCH OFF USB-C GREEN LIGHT 70 -100 WHITE LIGHT 30 -70 ORANGE LIGHT 0 -30 ON ON CELLULARLINE ECLIPSE X1 X2 X2 X1 . lang:fr score:30 filesize: 821.96 K page\_count: 2 document date: 2023-05-19



[Cellularline Eclipse Wireless Headset: User Guide & Specifications](#) Comprehensive guide to the Cellularline Eclipse Wireless Headset, covering setup, usage, controls, technical specifications, safety i lang:fr score:30 filesize: 836.28 K page\_count: 2 document date: 2023-10-09



[pdf] Specifications Datasheet Borchure Presentazione standard di PowerPoint Marta Bigi Cellularline ECLIPSE Product Brochure Datasheet 2 MB BTECLIPSETWSW mmo 116163293 1697646428 0375 charging case and ANC ENC technology BTECLIPSETWSKmmo 116163285 1697644857 0932 27694objects 29501objects 27694 ||| ||| CELLULARLINE S.P.A. V/ international cellularline.com - Fax International Dept. 39 0522 334501 Packaging Box Pack Europe Hole UV finishing PACK CELLULARLINE S.P.A. Via Lambrakis 1/A 42122 RE Italy Tel. 0522 334002 Fax Italia 0522 334001 em ... , as microphones detect i **BTECLIPSETWSK** BTECLIPSETWSW EAN Code 8018080465055 8018080465062 INVOICE DESCRIPTION: BT EARPHONES... lang:en score:23 filesize: 159.19 K page\_count: 1 document date: 2023-05-23



[pdf] Specifications ECLIPSE BTECLIPSETWS MMM cellularline medias context bWFZdGVyIGNlbGx1bGFyZnN8ODQ5ODIyIGFwcGxpY2F0aW9uL3BkZnxjZWxsdWxhcmZzL2g0Ny9oN2MvOTc2OTY1NjlyMTcyNi5wZGZ8Yz11YzQyMzQwOGEv ECLIPSE WIRELESS HEADSET BTECLIPSETWSW **BTECLIPSETWSK** IN OFF L ON CELLULARLINE ECLIPSE RESET TOUCH OFF USB-C EARBUDS GREEN LIGHT 70 -100 WHITE LIGHT 30 -70 ORANGE LIGHT 0 -30 ON ON CELLULARLINE ECLIPSE X1 lang:fr score:20 filesize: 829.9 K page\_count: 2 document date: 2023-11-06



[pdf]

Presentazione standard di PowerPoint Marta Bigi DESCRIZIONE IN FATTURA AURICOLARE BT TWS ANC ENC ECLIPSE ALT PACK LARGH PROF 14 cm 12 €  
prezzoforte it |||  
CELLULARLINE S.P.A. Via Lambrakis 1/A 42122 RE Italy Tel. 0522 334002 Fax Italia 0522 334001 em ... ofoni rilevano i rumori che  
**BTECLIPSETWSK BTECLIPSETWSW** Codice EAN 8018080465055 8018080465062 DESCRIZIONE IN FATTURA: AURICOL...  
lang:it score:19 filesize: 160.66 K page\_count: 1 document date: 2023-05-23