

Manuals+

[Q & A](#) | [Deep Search](#) | [Upload](#)

[manuals.plus](#) /

› [HydraPak](#) /

› [HydraPak SkyFlask Speed 350ml Collapsible Handheld Running Water Bottle User Manual](#)

HydraPak SkyFlask Speed 350ml

HydraPak SkyFlask Speed 350ml Collapsible Handheld Running Water Bottle User Manual

INTRODUCTION

This manual provides instructions for the proper use and maintenance of your HydraPak SkyFlask Speed 350ml collapsible handheld running water bottle. Please read this manual thoroughly before first use to ensure optimal performance and longevity of your product.



Image: The HydraPak SkyFlask Speed 350ml, a collapsible handheld water bottle designed for runners, shown in a vibrant blue color with a black adjustable strap.

SETUP

1. Initial Cleaning

Before first use, disassemble the flask and wash all components (flask body, SpeedFill cap, bite valve, and strap) with warm water and mild soap. Rinse thoroughly and allow to air dry completely.

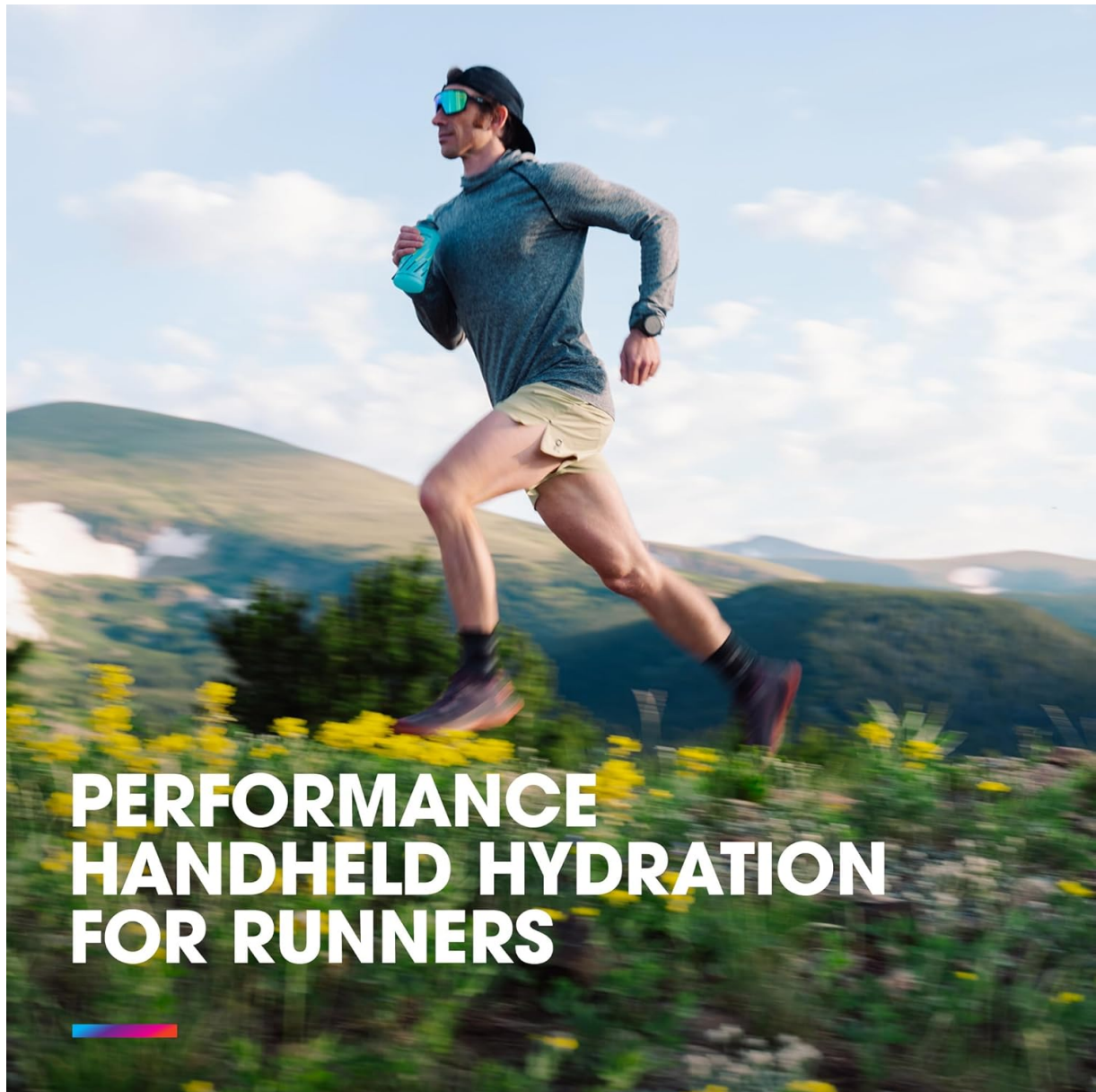
2. Assembling the Flask

1. Ensure the bite valve is securely attached to the SpeedFill cap.
2. Screw the SpeedFill cap onto the flask body until tight.
3. Attach the adjustable hand strap to the flask. The strap is ambidextrous and can be positioned for either left or right-hand use.

3. Adjusting the Hand Strap

Slide your hand through the strap, placing your thumb through the thumb loop. Adjust the strap to achieve a snug, comfortable fit that prevents the bottle from moving excessively during activity without restricting

circulation.



PERFORMANCE HANDHELD HYDRATION FOR RUNNERS

Image: A person's hand holding the HydraPak SkyFlask Speed bottle, demonstrating the secure fit of the adjustable strap and thumb loop.

OPERATING INSTRUCTIONS

1. Filling the Flask

Unscrew the SpeedFill cap to open the wide mouth of the flask. Fill with your preferred liquid. The wide opening facilitates easy filling, especially at aid stations. Securely screw the cap back on to prevent leaks.



**FLEXIBLE, LIGHTWEIGHT
AND ADJUSTABLE FOR
EVERY HAND SIZE.**

EASY ACCESS TO HYDRATION ON THE GO.

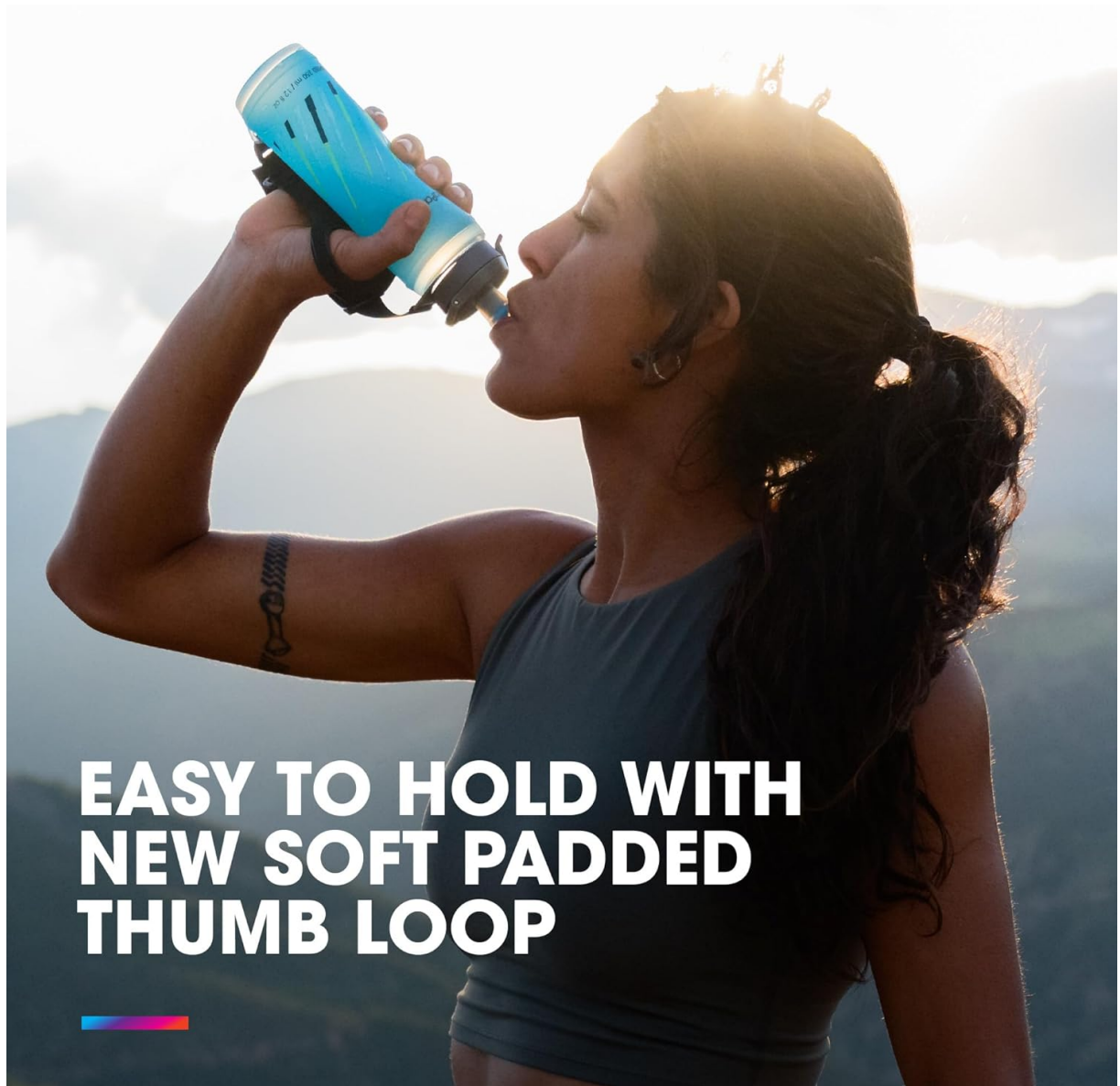
The leakproof 42mm SpeedFill cap provides fast refill access and the thumb loop helps you secure your bottle without gripping or squeezing.



Image: A person pouring powder into the wide opening of the HydraPak SkyFlask Speed, highlighting the SpeedFill cap design for easy refills.

2. Drinking from the Flask

The flask features a high-flow bite valve. To drink, gently bite down on the silicone valve and suck. Release the bite to seal the valve and prevent spills. The collapsible design allows the flask to shrink as you drink, minimizing water sloshing.

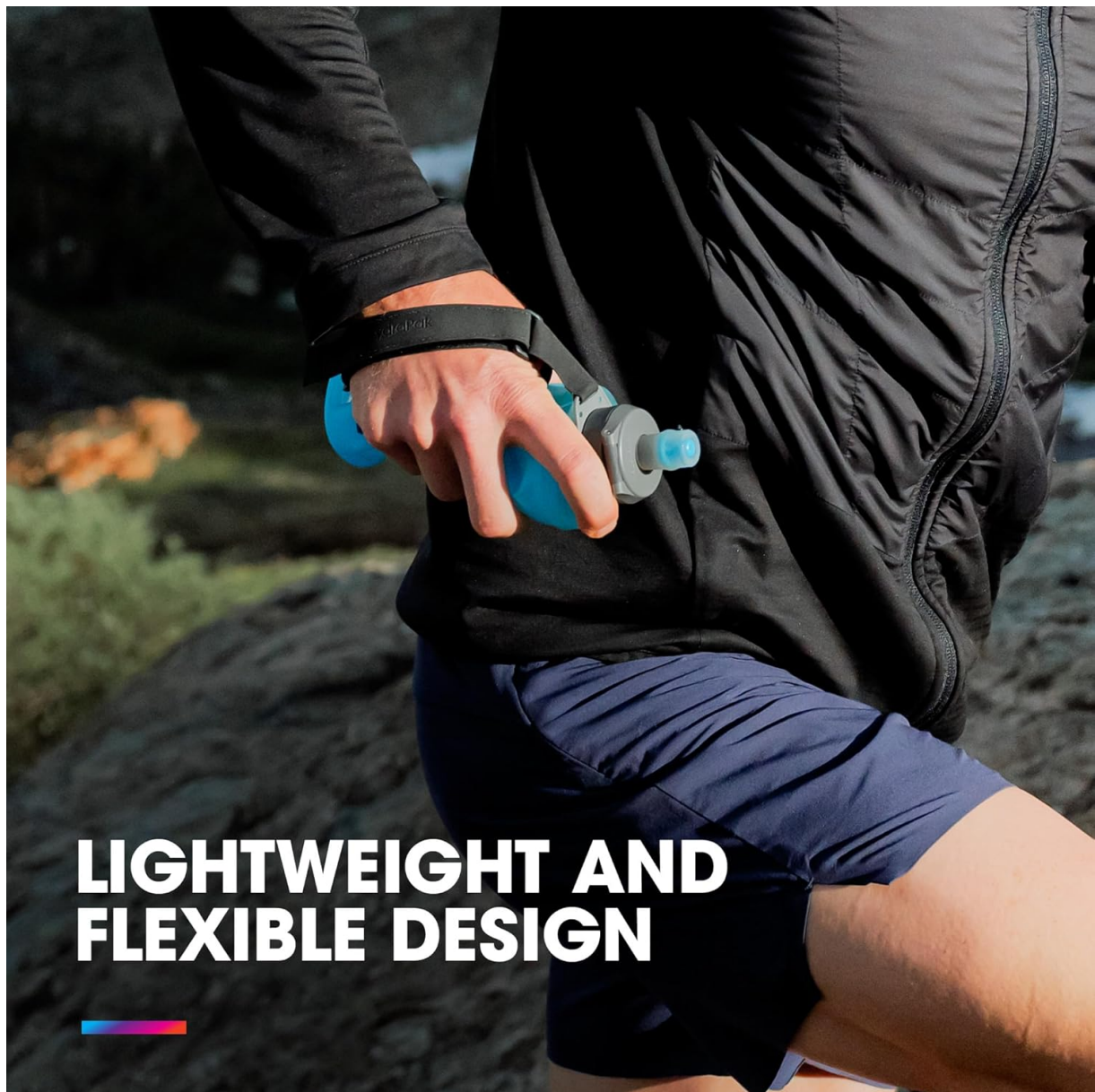


EASY TO HOLD WITH NEW SOFT PADDED THUMB LOOP

Image: A person drinking from the HydraPak SkyFlask Speed water bottle during a run, demonstrating the bite valve in use.

3. Carrying the Flask

The adjustable hand strap and thumb loop ensure a secure and comfortable grip, allowing you to carry the flask without needing to constantly grip or squeeze it. This design reduces hand fatigue during extended activities.



LIGHTWEIGHT AND FLEXIBLE DESIGN

Image: A person running outdoors, holding the HydraPak SkyFlask Speed water bottle securely in their hand, showcasing its lightweight and flexible design.

MAINTENANCE

Cleaning

The HydraPak SkyFlask Speed is designed for hand washing only. Do not place in a dishwasher. For thorough cleaning:

1. Disassemble all components: flask body, SpeedFill cap, bite valve, and hand strap.
2. Wash each component with warm water and mild soap. Use a small brush for hard-to-reach areas of the cap and bite valve.
3. Rinse all parts thoroughly to remove any soap residue.
4. Allow all components to air dry completely before reassembling or storing. This prevents mold and mildew growth.

Storage

Store the flask in a clean, dry place. For long-term storage, ensure the flask is completely dry and consider storing it with the cap slightly ajar to allow air circulation.

TROUBLESHOOTING

- **Leakage:** Ensure the SpeedFill cap is screwed on tightly and the bite valve is properly seated. Check for any damage to the flask body or cap seals.
- **Difficulty Drinking:** Make sure the bite valve is not clogged and that you are biting down firmly enough to open the valve.
- **Unpleasant Taste/Odor:** Thoroughly clean the flask and all components as described in the Maintenance section. For persistent odors, a solution of baking soda and water can be used for soaking, followed by thorough rinsing.
- **Strap Discomfort:** Adjust the hand strap for a more comfortable fit. Ensure it is snug but not too tight. The ambidextrous design allows for repositioning.

SPECIFICATIONS

Brand	HydraPak
Model Name	SkyFlask Speed 350ml
Part Number	SP357HP
Capacity	350 Milliliters (11.8 Ounces)
Material	TPU, PP, HDPE, Silicone, Nylon, Neoprene
Bottle Type	Water Bottle (Collapsible)
Special Features	Collapsible, SpeedFill Cap, Ambidextrous Thumb Loop
Recommended Uses	Running, Sports
Product Care	Hand Wash Only
Item Weight	0.1 Kilograms
Hand Orientation	Ambidextrous

WARRANTY INFORMATION

The HydraPak SkyFlask Speed 350ml is covered by HydraPak's **Beyond Lifetime Warranty**. This warranty covers any failures due to the product's manufacturing or materials. For warranty claims or further details, please refer to the official HydraPak website or contact their customer support.



PERFORMANCE HANDHELD HYDRATION FOR EVERY RUNNER.

Perfect for road and trail runners alike, our SkyFlasks are lightweight and easy to hold with a convenient, sleek thumb loop for added grip so you can stay hydrated on the go.

Image: A runner on a trail with two HydraPak SkyFlasks, illustrating their suitability for various running conditions and the brand's commitment to quality.

CUSTOMER SUPPORT

For additional assistance, product inquiries, or support, please visit the official HydraPak website or contact their customer service department. Contact information can typically be found on the product packaging or the brand's official online presence.