

SUPERONE PT-16

SUPERONE Retractable Car Charger 4-in-1 User Manual

Model: PT-16

INTRODUCTION

This user manual provides detailed instructions for the operation, maintenance, and troubleshooting of your SUPERONE Retractable Car Charger. This advanced 4-in-1 fast car phone charger is designed to provide convenient and efficient charging for multiple devices in your vehicle. It features two 2.6ft retractable cables (USB-C and Apple compatible), additional USB-C and USB-A ports, and a voltage display for battery health monitoring. Please read this manual thoroughly before using the product to ensure safe and optimal performance.

KEY FEATURES

- **Retractable Cables:** Two 80cm (2.6ft) extendable cables (USB-C and Apple compatible) for organized charging and easy storage.
- **4-in-1 Fast Charging:** Supports simultaneous charging of up to four devices via PD30W Type-C retractable cable, iOS retractable cable, additional USB-C port (5V/3A), and USB-A port (5V/2.4A).
- **Voltage Display:** Integrated display to monitor your car battery's voltage, providing real-time health information.
- **Wide Compatibility:** Compatible with both 12V DC and 24V DC vehicle power outlets.
- **Multi-Protocol Support:** Certified for PD, QC3.0, AFC, MTK, and FCP fast charging protocols.
- **Comprehensive Safety:** Built-in 15A fuse and protective circuits against overcharging, over-temperature, and short-circuiting.



Image: The SUPERONE Retractable Car Charger showcasing its two retractable cables and digital voltage display.

PACKAGE CONTENTS

Please verify that all items are present and in good condition upon opening the package:

- 1 x SUPERONE 4-in-1 Retractable Car Charger (with Yellow PD30W Port)
- 1 x User Manual
- Warranty Information (18-Month Warranty Plus Life Time Friendly Service)

PRODUCT SPECIFICATIONS

Attribute	Detail
-----------	--------

Attribute	Detail
Model Number	PT-16
Product Dimensions	5.5 x 2.5 x 1.3 inches
Item Weight	0.176 ounces
Input Voltage	12V DC / 24V DC
Rated Power	60W
Type-C Retractable Cable Output	PD30W Max
iOS Retractable Cable Output	5V/2.4A
USB-C Port Output	5V/3A
USB-A Port Output	5V/2.4A
Total USB Ports	4 (2 retractable cables + 2 fixed ports)
Connectivity Technologies	USB
Form Factor	Retractable
Color	Black

SETUP AND INSTALLATION

- 1. Insert into Car Cigarette Lighter Socket:** Firmly insert the SUPERONE Retractable Car Charger into your vehicle's 12V or 24V cigarette lighter socket. Ensure it is securely seated.
- 2. Power On:** Once inserted, the voltage display on the charger will illuminate, indicating it is receiving power and displaying your car battery's current voltage.
- 3. Extend Retractable Cables:** To use a retractable cable, gently pull the cable end until it reaches the desired length. The cables can extend up to 80cm (2.6ft).
- 4. Retract Cables:** To retract a cable, give it a slight, quick tug. The cable will automatically retract back into the charger housing. Ensure the cable retracts smoothly to prevent tangling.

Fully Retractable Cables

Just pull to charge and pull again to store it.



Image: The car charger installed in a vehicle, demonstrating the fully retractable cables.

OPERATING INSTRUCTIONS

Charging Devices

The SUPERONE Retractable Car Charger allows you to charge up to four devices simultaneously:

- **Retractable USB-C Cable (PD30W Max):** Connect your USB-C compatible devices (e.g., iPhone 15/16 series, Samsung Galaxy, Pixel, iPad Pro/Air/Mini, Switch, Macbooks) to this cable for fast charging.
- **Retractable iOS Cable (5V/2.4A):** Connect your Apple devices (e.g., iPhone 14/13/12/11/X series, older iPads, AirPods) to this cable.
- **Fixed USB-C Port (5V/3A):** Use your own USB-C to USB-C or USB-C to Lightning cable to charge additional devices.
- **Fixed USB-A Port (5V/2.4A):** Use your own USB-A compatible cable to charge other devices.

Note: This car charger is designed for charging purposes only and does not support data transfer or CarPlay functionality.

NEVER MESSY SAFETY & TIDIER

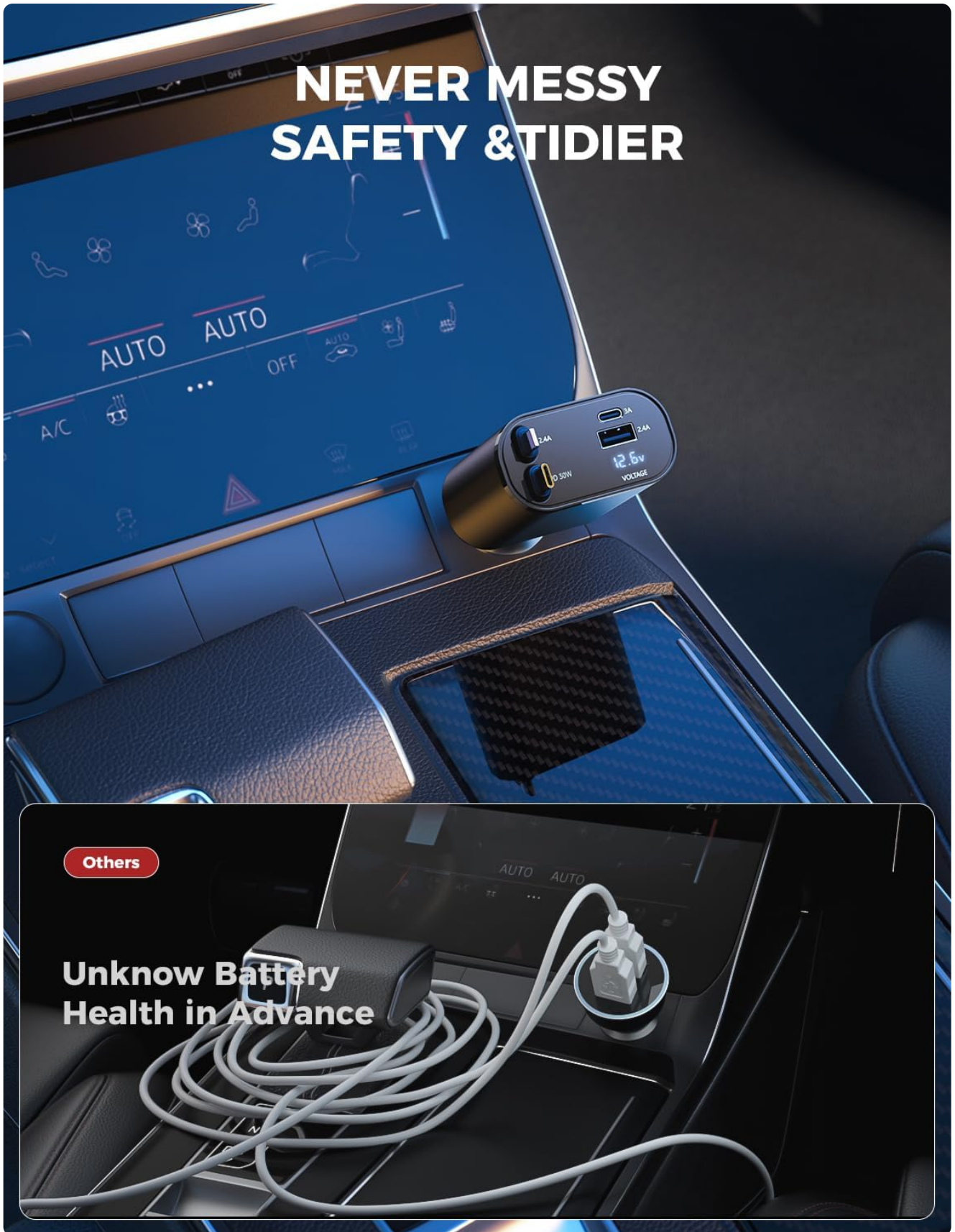


Image: Demonstrating simultaneous fast charging capabilities for multiple devices.

Monitoring Car Battery Voltage

The integrated voltage display provides real-time information about your car battery's health:

- **Normal Voltage:** Typically between 12V and 14.8V when the engine is running or healthy.
- **Low Voltage:** A reading below 12V may indicate a weak or failing car battery, or an issue with the vehicle's charging system. It is recommended to have your car battery checked if consistently low readings are observed.

Know The Battery Health in Advance

Repair the battery in time. Driving without worry.



Others

Unknow Battery Health in Advance

Potential car battery risk affects the driving experience.

Image: The digital voltage monitor displaying the car battery's health.

MAINTENANCE

To ensure the longevity and optimal performance of your SUPERONE Retractable Car Charger, follow these maintenance guidelines:

- **Cleaning:** Use a soft, dry cloth to wipe the exterior of the charger. Do not use liquid cleaners or abrasive materials.
- **Cable Care:** Always retract the cables gently. Avoid yanking or forcing the cables, as this can damage the retraction mechanism. Ensure cables are fully retracted when not in use to prevent tangling and damage.
- **Storage:** When not in use for extended periods, store the charger in a cool, dry place away from direct sunlight and extreme temperatures.
- **Connection:** Periodically check the connection to the cigarette lighter socket to ensure it remains firm and free of debris.

TROUBLESHOOTING

Problem	Possible Cause	Solution
Charger not powering on / No voltage display	<ul style="list-style-type: none"> ◦ Loose connection in cigarette lighter socket. ◦ Vehicle's cigarette lighter fuse blown. ◦ Vehicle's power outlet is not active (e.g., car ignition off). ◦ Charger malfunction. 	<ul style="list-style-type: none"> ◦ Ensure the charger is firmly inserted into the socket. ◦ Check your vehicle's fuse box and replace the cigarette lighter fuse if necessary (consult your car's manual). ◦ Turn on the car ignition or engine. ◦ If issues persist, contact customer support.
Device not charging or charging slowly	<ul style="list-style-type: none"> ◦ Cable not fully connected to device. ◦ Damaged charging cable. ◦ Device charging port issue. ◦ Too many devices connected, exceeding total output. 	<ul style="list-style-type: none"> ◦ Ensure the cable is securely plugged into both the charger and your device. ◦ Try a different cable or port on the charger. ◦ Test charging your device with another charger to rule out device issues. ◦ Disconnect some devices to see if charging speed improves.
Retractable cables not retracting smoothly	<ul style="list-style-type: none"> ◦ Cable mechanism obstruction or damage. ◦ Improper retraction technique. 	<ul style="list-style-type: none"> ◦ Give the cable a quick, gentle tug to initiate retraction. ◦ Ensure no debris is obstructing the cable path. ◦ Avoid pulling the cable out too forcefully or at an extreme angle.
Charger comes out of socket during driving	<ul style="list-style-type: none"> ◦ Loose fit in the car's socket. ◦ Vibrations from rough roads. 	<ul style="list-style-type: none"> ◦ Ensure the charger is pushed in firmly until it clicks or feels secure. ◦ If the socket is worn, consider using a different socket in the vehicle if available. ◦ The charger is designed with "Stronger Sharpnel" for a firm fit, but extreme vibrations may still affect it.

WARRANTY AND CUSTOMER SUPPORT

SUPERONE stands behind the quality of its products. Your SUPERONE Retractable Car Charger comes with:

- **18-Month Warranty:** Covering manufacturing defects and malfunctions under normal use.
- **Lifetime Friendly Service:** Dedicated customer support for any inquiries or assistance you may need throughout the product's lifespan.

For technical support, warranty claims, or any other questions, please contact SUPERONE customer service through the platform where you purchased the product or visit the official SUPERONE store on Amazon: [SUPERONE Amazon Store](#).






Image: SUPERONE brand logo.

© 2023 SUPERONE. All rights reserved.
This manual is subject to change without notice.

Related Documents - PT-16

	<p>OverBoard Waterproof Phone Case Fit Comparison Guide</p> <p>Compare device dimensions to find the perfect fit for OverBoard's 100% waterproof phone cases. Includes a comprehensive fit guide and measurement instructions.</p>
	<p>SUPERONE Retractable Car Charger User Manual - Fast Charging, 4-in-1 Solution</p> <p>Comprehensive user manual for the SUPERONE Retractable Car Charger (Model PT-16). Learn about its features including fully retractable cables, 4-in-1 charging capabilities, voltage display, and all-round protections. Includes detailed specifications and warranty information.</p>
	<p>Drei Handymobilität Unlimited für Business: Tarife und Leistungsbeschreibung</p> <p>Detaillierte Entgeltbestimmungen und Leistungsbeschreibung für Drei Handymobilität Unlimited Tarife für Geschäftskunden, inklusive Gerätepreise, Tarifdetails, Roaming-Informationen und Serviceentgelte.</p>

	<p>AUKEY MagFusion 3-in-1 Pro Qi2 Magnetic Fast Wireless Charging Station with Active Cooling User Manual</p> <p>User manual for the AUKEY MagFusion 3-in-1 Pro Qi2 magnetic wireless charging station. Learn about its features, compatibility with iPhone, Apple Watch, and AirPods, LED indicators, cooling function, safety precautions, and specifications. Model LC-MC311A.</p>
	<p>SUPERONE Magnetic Car Mount Charger User Guide</p> <p>Comprehensive guide for the SUPERONE Magnetic Car Mount Charger, detailing features, installation, operation, and troubleshooting for iPhone 12/13/14/15/16 and compatible devices.</p>
	<p>Magnetic Car Mount for iPhone 12/13/14 and Above - 3M Adhesive Model</p> <p>Detailed information about the SUPERONE Magnetic Car Mount for iPhone 12/13/14 and above. Features, installation instructions, safety precautions, and warranty details for the 3M adhesive model.</p>

Documents - SUPERONE – PT-16

no relevant documents