

HP TPN-I139

HP Essential 17t Laptop TPN-I139 User Manual

Model: TPN-I139



INTRODUCTION

This manual provides essential information for setting up, operating, and maintaining your HP Essential 17t Laptop TPN-I139. Please read these instructions carefully to ensure proper use and to maximize the lifespan of your device.



Figure 1: HP Essential 17t Laptop

The HP Essential 17t Laptop is designed for productivity and everyday use, featuring a 17.3-inch HD+ touchscreen, an Intel Core i7-1355U processor, 64GB of RAM, and a 2TB SSD. It comes pre-installed with Windows 11 Home.

GETTING STARTED

1. What's in the Box

- HP Essential Touchscreen Laptop
- AC Power Adapter
- Quick Start Guide (if included)

2. Initial Power On and Setup

1. Connect the AC power adapter to the laptop and a power outlet.
2. Open the laptop lid and press the power button, typically located on the keyboard deck.

3. Follow the on-screen instructions to complete the Windows 11 Home setup. This includes selecting your region, connecting to a Wi-Fi network, creating a user account, and accepting the license agreement.




Figure 2: Windows 11 Home Interface

HARDWARE OVERVIEW

Ports and Connectors

Familiarize yourself with the various ports on your laptop for connecting external devices.

Ports & Solts



1. SuperSpeed USB Type-A
2. SuperSpeed USB Type-A
3. HDMI 1.4b
4. SuperSpeed USB Type-C
5. Headphone / microphone combo jack (3.5mm)

Figure 3: Laptop Ports and Connectors

- **SuperSpeed USB Type-A (5Gbps signaling rate):** For connecting USB devices like mice, keyboards, or external drives.
- **HDMI 1.4b:** For connecting to external displays or projectors.
- **SuperSpeed USB Type-C (5Gbps signaling rate):** A versatile port for data transfer and connecting compatible devices.
- **Headphone/Microphone Combo Jack (3.5mm):** For connecting headphones, external speakers, or a headset with a microphone.

Keyboard and Touchpad

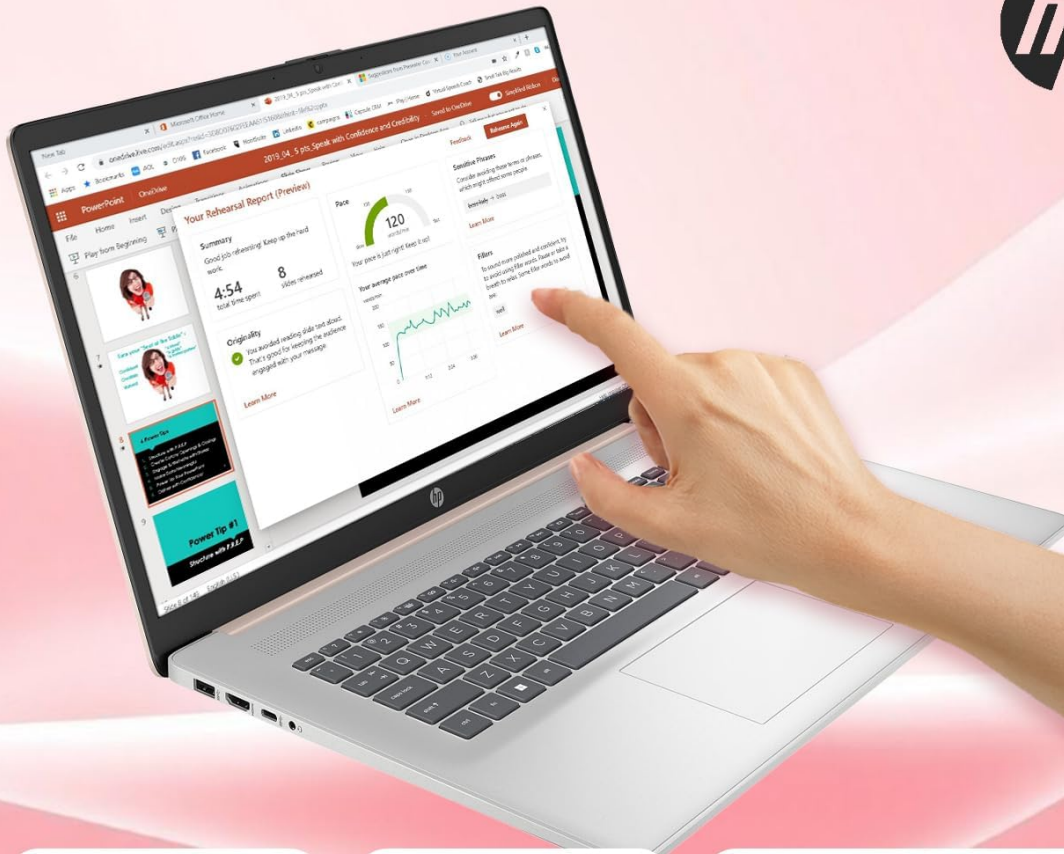
The laptop features a full-size backlit keyboard for comfortable typing in various lighting conditions and a responsive touchpad for navigation.

Display

Your HP Essential 17t Laptop is equipped with a 17.3-inch HD+ (1600 x 900) touchscreen display, offering intuitive

17.3" Touchscreen Display for Business & Beyond

Review documents, sign PDFs, or stream during breaks—this large HD+ screen brings clarity and control to your workflow.



17.3 inch
HD+ Display



Backlit
Keyboard

1600 x 900
Touchscreen

Figure 4: 17.3" HD+ Touchscreen Display

OPERATING YOUR LAPTOP

Power Management

- **Power On/Off:** Press the power button to turn the laptop on. To shut down, click the Start button, then Power > Shut down.
- **Sleep Mode:** Close the lid or click the Start button, then Power > Sleep to put the laptop into a low-power state.
- **Battery Care:** The laptop supports battery fast charge, reaching approximately 50% charge in 45 minutes. For optimal battery health, avoid consistently draining the battery to 0% or keeping it at 100% for extended periods.

Using the Touchscreen

Interact with your laptop directly on the screen using touch gestures. Common gestures include tapping to select,

pinching to zoom, and swiping to scroll.

Using the Fingerprint Reader

The integrated fingerprint reader allows for secure and quick login. Set up your fingerprints through Windows Hello in the Windows Settings app (Accounts > Sign-in options).

Connecting to Wi-Fi

To connect to a wireless network, click the Wi-Fi icon in the taskbar, select your desired network, and enter the password if prompted. The laptop supports Wi-Fi 6 for fast and reliable wireless connectivity.

Productivity Features

This laptop integrates Copilot + AI capabilities to enhance productivity. These features can assist with scheduling, drafting emails, summarizing documents, and more, streamlining your workflow.

Boost Productivity with Copilot + AI

This laptop harnesses the power of Copilot + AI to significantly boost your productivity. Seamlessly integrated AI capabilities enable smart scheduling to optimize your calendar, generate instant drafts for emails and documents, and deliver concise data summarization from complex reports—all designed to streamline workflows and save valuable time.

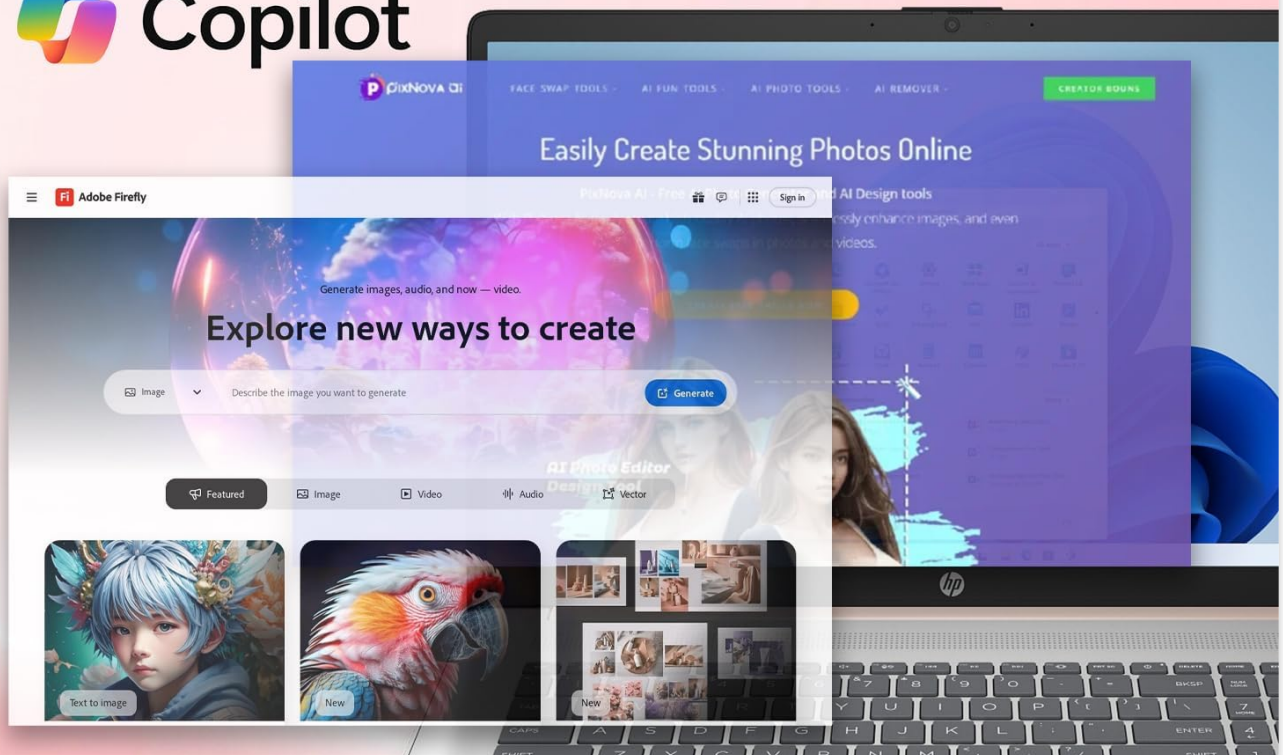


Figure 5: Copilot + AI for Enhanced Productivity

MAINTENANCE AND CARE

Cleaning Your Laptop

- Use a soft, lint-free cloth slightly dampened with water or a screen cleaner to clean the display.
- For the keyboard and chassis, use a soft, dry cloth. Avoid harsh chemicals or abrasive materials.
- Ensure the laptop is powered off and unplugged before cleaning.

Software Updates

Regularly check for and install Windows updates to ensure your system has the latest security patches and performance improvements. Go to Settings > Windows Update.

TROUBLESHOOTING

If you encounter issues with your laptop, try the following basic troubleshooting steps:

- **No Power:** Ensure the AC adapter is securely connected to both the laptop and a working power outlet. Try a different outlet.
- **Display Issues:** If the screen is blank, try connecting an external monitor to check if the issue is with the laptop's display.
- **Wi-Fi Connectivity:** Restart your router and modem. Ensure Wi-Fi is enabled on your laptop.
- **Slow Performance:** Close unnecessary applications. Check for available Windows updates.

For more complex issues, refer to the HP support website or contact HP customer service.

SPECIFICATIONS

Below are the key technical specifications for the HP Essential 17t Laptop TPN-I139:

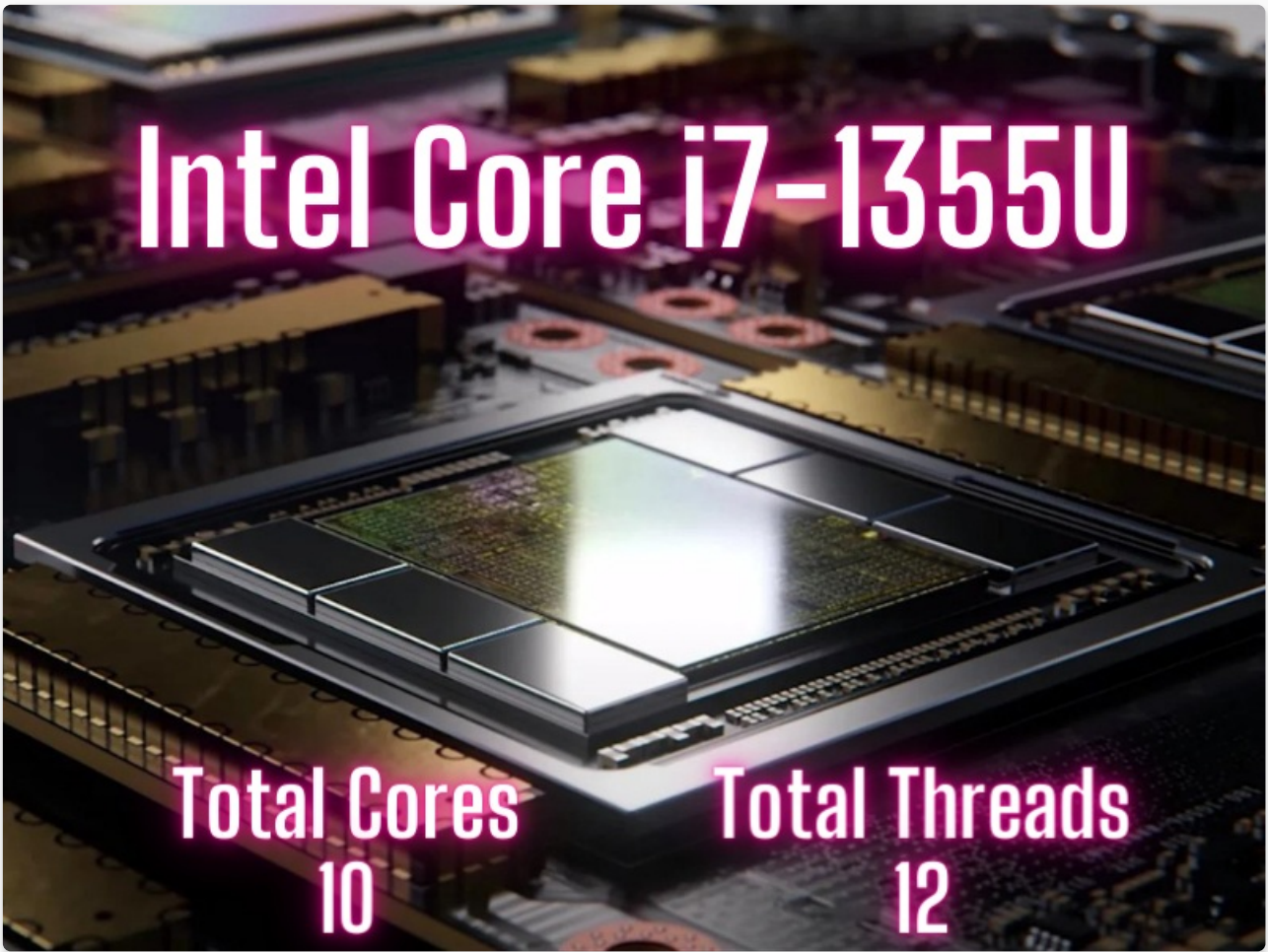


Figure 6: Intel Core i7-1355U Processor

Feature	Specification
Model Name	TPN-I139
Processor	13th Gen Intel Core i7-1355U (10 Cores, 12 Threads, up to 5.0 GHz)
RAM	64 GB DDR4 SDRAM (3200 MHz)
Storage	2 TB PCIe NVMe M.2 SSD
Display	17.3" HD+ (1600 x 900) Touchscreen, BrightView, 250 nits
Graphics	Intel Iris Xe Graphics
Operating System	Windows 11 Home
Wireless Connectivity	Wi-Fi 6 (802.11ax)
Ports	1x SuperSpeed USB Type-C (5Gbps), 2x SuperSpeed USB Type-A (5Gbps), 1x HDMI 1.4b, 1x Headphone/Microphone Combo
Special Features	Backlit Keyboard, Fingerprint Reader
Dimensions (LxWxH)	15.78 x 10.15 x 0.78 inches

Feature	Specification
Weight	5.25 pounds



Figure 7: Intel Iris Xe Graphics

WARRANTY AND SUPPORT

Your HP Essential 17t Laptop comes with a standard manufacturer's warranty. For detailed warranty terms and conditions, please refer to the documentation included with your product or visit the official HP support website. For technical assistance, driver downloads, or service requests, please contact HP customer support directly.

PRODUCT OVERVIEW VIDEO

Watch this video for a visual overview of the HP Essential 17t Laptop's features and capabilities.

Your browser does not support the video tag.

Video 1: HP Essential 17 Touchscreen 13th Gen i7 Laptop Overview by PConline US. This video highlights key features and design aspects of the laptop.



