



Manuals.plus /

› PAOFIN /

› PAOFIN White Metal Kitchen Storage Cabinet Instruction Manual

PAOFIN 091901

PAOFIN White Metal Kitchen Storage Cabinet Instruction Manual

Model: 091901

INTRODUCTION

Thank you for choosing the PAOFIN White Metal Kitchen Storage Cabinet. This versatile and durable storage solution is designed to help organize your kitchen, living room, dining room, or other spaces. Constructed from heavy gauge cold-rolled steel, it offers robust storage with adjustable shelving to meet your specific needs. This manual provides essential information for safe assembly, operation, maintenance, and troubleshooting.



Image: The PAOFIN White Metal Kitchen Storage Cabinet, showcasing its clean design and spacious interior with adjustable shelves for various items.

IMPORTANT SAFETY INFORMATION

- Always assemble this cabinet with **two adults** to ensure safety and proper construction.
- Do not overload shelves. The maximum load capacity for each shelf is **120 lbs**. Exceeding this limit may cause damage or injury.
- Be cautious when adjusting the adjustable leveling feet to avoid pinch points.
- Utilize the **wall anchoring parts** provided to secure the cabinet to the wall, preventing tipping, especially in households with children or pets.

PACKAGE CONTENTS

Before beginning assembly, please verify that all components listed below are present and undamaged. If any parts are

missing or damaged, please contact customer support immediately.

- Cabinet Panels (various pieces for frame, doors, and shelves)
- 2 Wing Doors
- 3 Adjustable Shelves
- A pack of screws and other hardware (e.g., handles, magnetic door stoppers, leveling feet, wall anchors)
- Installation Instruction Manual (this document)



Image: Illustration of the cabinet's packaging, highlighting protective measures and suggesting a two-person assembly for efficiency.

SETUP AND ASSEMBLY

The PAOFIN Storage Cabinet features a knock-down structure designed for home assembly. All accessories are clearly marked with numbers to facilitate the process. It is strongly recommended that two adults assemble the cabinet together to ensure stability and ease of construction.

1. **Unpack and Identify Parts:** Carefully unpack all components and lay them out on a clean, soft surface to prevent scratches. Refer to the included parts list and diagrams to identify each piece.
2. **Follow Step-by-Step Instructions:** Adhere strictly to the detailed installation instructions provided in the separate manual included in the package. Each step is designed to guide you through the assembly process systematically.
3. **Assemble Frame:** Begin by assembling the main frame of the cabinet, ensuring all connections are secure before proceeding.
4. **Install Shelves:** Insert the adjustable shelves into the desired positions. The shelves can be repositioned later as needed.
5. **Attach Doors:** Securely attach the two wing doors. Ensure they are properly aligned for smooth opening and closing.
6. **Install Leveling Feet:** Attach the robust leveling feet to the base of the cabinet. These feet allow for height adjustment (0-0.59 inches) to ensure stability on uneven surfaces.
7. **Secure to Wall:** For added safety, use the provided wall anchoring hardware to secure the cabinet to a wall. This prevents accidental tipping.

For a visual guide, a detailed installation video is available on the product page where you purchased the cabinet. Search for "PAOFIN White Metal Kitchen Storage Cabinet assembly video".

DIMENSIONS AND DETAILS

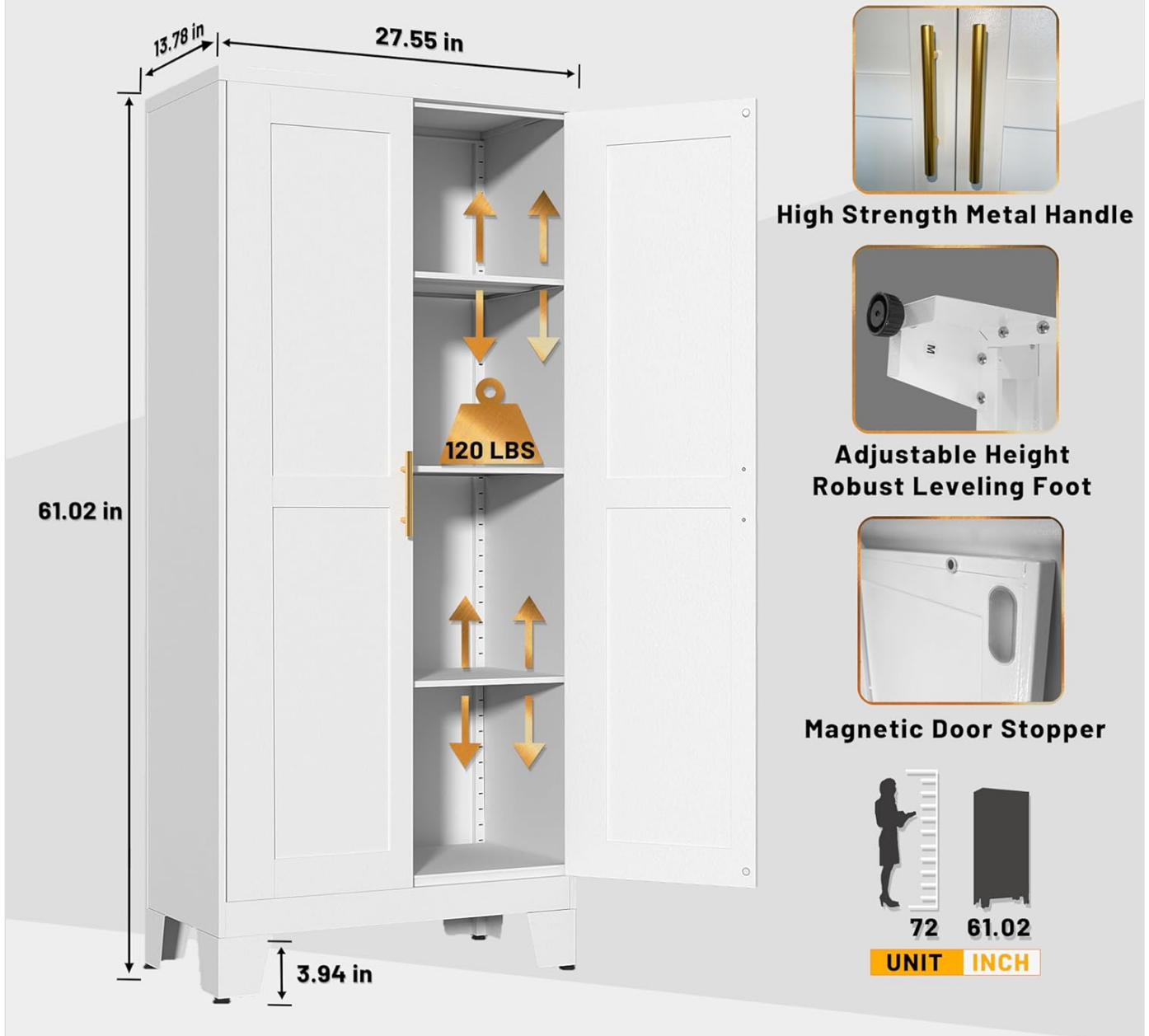


Image: Detailed dimensions and key features of the cabinet, including handles, leveling feet, and magnetic door stoppers.

OPERATING INSTRUCTIONS

The PAOFIN Storage Cabinet is designed for straightforward operation and versatile storage.

- **Adjustable Shelves:** The cabinet comes with 3 adjustable shelves. To reposition a shelf, simply lift it, slide it out, and reinsert it into the desired slot along the cabinet's interior side rails. Ensure the shelf is level and securely seated before placing items on it. Each shelf can hold up to 120 lbs.
- **Magnetic Door Stoppers:** The doors are equipped with magnetic door stoppers to ensure they remain securely closed when not in use. This helps keep contents protected and the cabinet tidy. The doors have a 180° opening angle for full access.
- **Adjustable Leveling Feet:** Use the robust leveling feet at the base of the cabinet to stabilize it on uneven floors. Rotate the feet clockwise or counter-clockwise to raise or lower each corner until the cabinet is level and stable.
- **Wall Anchoring:** If you have secured the cabinet to the wall using the provided anti-tipping hardware, regularly check that the anchors remain firm and secure.

ADJUSTABLE SHELVES SUPPORT FOOT

All the shelves are adjustable to meet your different storage space needs




ROBUST LEVELING FOOT

Adjustable height range 0-0.59 in

DETAIL

MAGNETIC DOOR STOPPER

It can keep the cabinet door closed at all times



BACK FIXING HOLE

You can use expansion screws to secure the cabinet to the wall to prevent tipping

Image: Detailed view of the adjustable shelf mechanism, leveling feet, magnetic door closure, and wall mounting points.



Office



Pantry



Tool Cabinet



Bathroom Cabinet

Image: Examples of the cabinet's versatile applications in different rooms, from office supplies to pantry items and tools.

MAINTENANCE

The PAOFIN Metal Kitchen Storage Cabinet is designed for durability and easy maintenance, thanks to its premium materials and coating techniques.

- **Cleaning:** The cabinet's heavy gauge cold-rolled steel with an electrostatic powder-coated finish is corrosion-resistant and easy to clean. Use a soft, damp cloth with mild soap and water to wipe down surfaces. Avoid abrasive cleaners or harsh chemicals that could damage the finish.
- **Rust Prevention:** The cabinet features a water-proof and rust-proof coating, ensuring long-term durability. While designed to resist moisture, it is best to wipe up any spills promptly to maintain its pristine condition.
- **General Care:** Periodically check all screws and connections to ensure they remain tight. Re-tighten if necessary. Ensure the leveling feet are properly adjusted to keep the cabinet stable.

MATERIAL AND COATING TECHNIQUES



**Heavy Gauge
Cold-Rolled**



**Electrostatic
Powder Coated**



**Water-Proof
/Rust-Proof**



**Durable
Longevity**

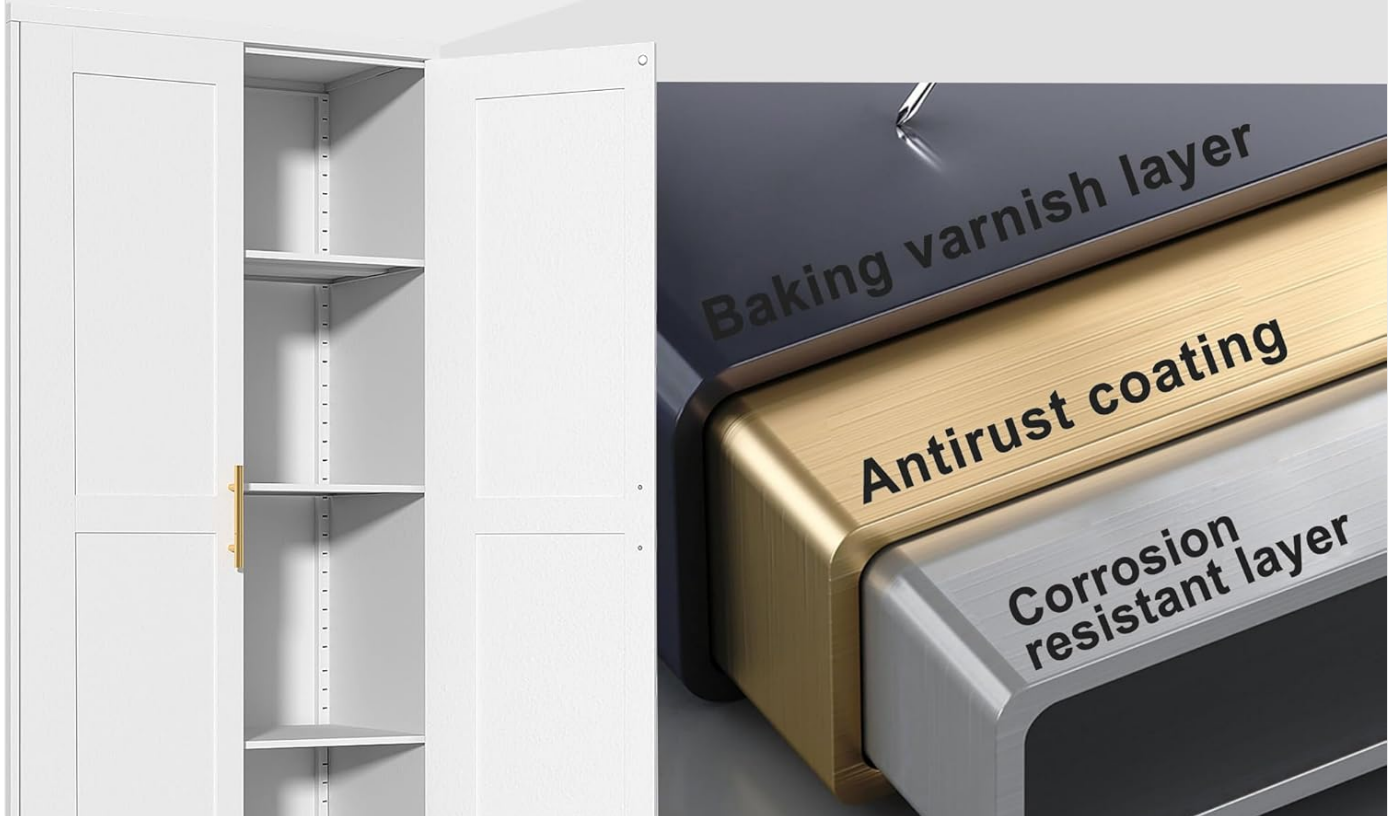


Image: Explanation of the cabinet's construction, highlighting its multi-layered protective coating for enhanced durability and resistance to corrosion.

TROUBLESHOOTING

This section addresses common issues you might encounter with your PAOFIN Storage Cabinet.

| Problem | Possible Cause | Solution |
|---|--|---|
| Doors do not close properly or are crooked. | Cabinet is not level; minor misalignment during assembly; slight bending of metal during shipping. | Adjust the leveling feet to ensure the cabinet is perfectly level. Gently bend the metal frame or door hinges slightly to align the doors. Proceed with care to avoid over-bending. Ensure all assembly screws are tightened. |
| Cabinet feels unstable or wobbly. | Uneven floor; leveling feet not properly adjusted; cabinet not anchored to wall. | Adjust the robust leveling feet until the cabinet is stable on all four corners. Ensure the cabinet is securely anchored to the wall using the provided hardware. |
| Missing or damaged parts. | Packaging error or transit damage. | Contact PAOFIN customer support immediately for assistance and replacement parts. |

If you encounter any issues not covered here, or if the suggested solutions do not resolve the problem, please contact PAOFIN customer support for further assistance.

SPECIFICATIONS

| Feature | Detail |
|--------------------------------|--|
| Brand | PAOFIN |
| Model Number | 091901 |
| Color | White |
| Product Dimensions (D x W x H) | 13.78"D x 27.55"W x 61.02"H |
| Item Weight | 63.9 pounds |
| Material | Heavy Gauge Cold-Rolled Steel |
| Finish Type | Powder Coated |
| Number of Shelves | 3 (Adjustable) |
| Weight Limit per Shelf | 120 Pounds |
| Mounting Type | Freestanding (with wall anchoring option) |
| Special Features | Adjustable Feet, Adjustable Shelf, Fire Resistant, Heavy Duty, Removable Shelf |
| Assembly Required | Yes (Two adults recommended) |
| Door Style | Slab, 180° opening angle |
| Ground To Item Distance | 3.94 Inches |
| First Available Date | September 19, 2023 |

WARRANTY AND SUPPORT

PAOFIN is committed to providing high-quality products and excellent customer service. Your satisfaction is our eternal pursuit.

- **Customer Service:** PAOFIN offers professional one-on-one services to meet customer needs and resolve issues quickly. If you have any questions, concerns, or require assistance with your cabinet, please do not hesitate to contact PAOFIN customer support.
- **Replacement Parts:** We have prepared various easily damaged accessories in our warehouse to quickly resolve customer issues. If you need replacement parts, contact customer support with details of your purchase and the specific part required.
- **Protection Plans:** Additional protection plans may be available for purchase to extend coverage beyond the standard manufacturer's support. Please refer to your purchase details for more information on available plans.

For direct support, please refer to the contact information provided by the seller PAOFIN on your purchase receipt or the product listing page.