

## SUNOL GM20

# SUNOL GM20 True Wireless Earbuds Instruction Manual

Model: GM20 | Brand: SUNOL

### INTRODUCTION

This manual provides detailed instructions for the SUNOL GM20 True Wireless Earbuds. Please read this manual carefully before using the product to ensure proper operation and to maximize your listening experience. These earbuds feature Bluetooth 5.3 connectivity, a waterproof design, and a charging case with an LED display.



Image: The SUNOL GM20 True Wireless Earbuds with their charging case, showcasing the design and LED display.

## PACKAGE CONTENTS

Ensure all items are present in the package:

- GM20 True Wireless Earbuds (Left and Right)
- Charging Case
- Charging Cable
- User Manual
- Multiple sizes of ear tips

## PRODUCT FEATURES

- **Bluetooth 5.3 Technology:** Offers faster pairing, stable connection, and lower power consumption with an effective range of up to 10 meters.
- **48-Hour Playback:** The charging case provides multiple charges, extending total listening time.
- **IPX8 Waterproof:** Designed to withstand water exposure, suitable for sports and outdoor activities.
- **LED Display:** The charging case features an LED display to show battery life.
- **Deep Bass Audio:** Equipped with a 14mm dynamic bass unit for enhanced sound quality.

- **Built-in Microphone:** Supports hands-free calls with environmental noise reduction.
- **Ergonomic Design:** Lightweight and comfortable for extended wear.



Image: The GM20 earbuds and charging case, emphasizing Bluetooth 5.3 and high-definition sound quality.

# HIFI high quality Better sound

High resolution sound  
with richer details



- 13mm moving coil •
- Composite diaphragm •
- Lossless sound quality •

Image: An exploded view diagram illustrating the internal components of the earbud, highlighting the 13mm moving coil and composite diaphragm for high-fidelity sound.

## SETUP

### 1. Charging the Earbuds and Charging Case

Before first use, fully charge the earbuds and the charging case. Connect the provided charging cable to the charging case and a USB power source. The LED display on the charging case will indicate the charging status and battery level. When charging the earbuds inside the case, the display will show their individual battery life.

### 2. Powering On/Off

- **Power On:** The earbuds will automatically power on when removed from the charging case.
- **Power Off:** Place the earbuds back into the charging case to automatically power them off and begin charging.

### 3. Pairing with a Device

The earbuds support one-step pairing for convenience.

1. Ensure the earbuds are charged.



2. Open the charging case and remove both earbuds. They will automatically power on and attempt to connect to each other.
3. After approximately 10 seconds, the earbuds will enter pairing mode.
4. On your device (smartphone, tablet, etc.), enable Bluetooth and search for available devices.
5. Select "GM20 TWS" from the list of found devices to complete the pairing process.
6. Once paired, the earbuds will automatically connect to the last paired device when removed from the charging case.



Image: The GM20 earbuds and charging case, illustrating the quick connect and pairing process with a smartphone.

## OPERATING INSTRUCTIONS

### 1. Wearing the Earbuds

Select the ear tips that provide the most comfortable and secure fit. Insert the earbuds gently into your ear canal and rotate slightly until they feel snug. A proper fit ensures optimal sound quality and noise isolation.

### 2. Basic Controls

The earbuds feature a multifunction button for various controls:

- **Play/Pause Music:** Single press the multifunction button on either earbud.
- **Next Song:** Double press the multifunction button on the right earbud.

- **Previous Song:** Double press the multifunction button on the left earbud.
- **Answer/End Call:** Single press the multifunction button on either earbud during an incoming call or active call.
- **Reject Call:** Press and hold the multifunction button on either earbud during an incoming call.
- **Volume Control:** *(Note: Specific volume control via earbuds is not detailed in product information. Adjust volume via your connected device.)*

### 3. Waterproof Functionality

The GM20 earbuds are designed with an IPX8 waterproof nano-coating, making them resistant to water. This feature makes them suitable for activities such as running, cycling, and other sports where exposure to sweat or light rain may occur. Avoid prolonged submersion in water.



Image: The GM20 earbuds and charging case in a gaming context, highlighting fast transmission and no delay for an enhanced experience.

## MAINTENANCE

### 1. Cleaning

Regularly clean your earbuds and charging case to maintain optimal performance and hygiene. Use a soft, dry, lint-free cloth. For stubborn dirt, a slightly damp cloth can be used, but ensure no moisture enters the

earbud openings or charging ports. Do not use harsh chemicals or abrasive materials.

2. Storage

When not in use, store the earbuds in their charging case to protect them from dust, damage, and to keep them charged. Store the case in a cool, dry place away from direct sunlight and extreme temperatures.

3. Battery Care

To prolong battery life, avoid fully discharging the earbuds and charging case frequently. Charge them regularly, even if not in constant use. Do not expose batteries to excessive heat.

TROUBLESHOOTING

- **Earbuds not pairing with each other:** Place both earbuds back into the charging case, close the lid, wait a few seconds, then remove them again. They should automatically connect.
- **Earbuds not connecting to device:** Ensure Bluetooth is enabled on your device and the earbuds are in pairing mode. Forget "GM20 TWS" from your device's Bluetooth list and try pairing again.
- **No sound from one earbud:** Check if both earbuds are charged. Try resetting them by placing them in the case and then removing them.
- **Charging issues:** Ensure the charging cable is securely connected and the power source is functional. Clean the charging contacts on both the earbuds and the case.
- **Poor sound quality:** Ensure the earbuds are properly seated in your ears. Try different sized ear tips for a better seal. Check the audio source device for any issues.

TECHNICAL SPECIFICATIONS

Model Name	GM20 (K8)
Bluetooth Version	5.3
Bluetooth Range	Up to 10 meters
Battery Life (Earbuds)	Approximately 48 hours with charging case
Charging Case Battery	600mAh
Water Resistance Level	IPX8
Audio Driver Type	14mm Dynamic Driver
Frequency Range	20 Hz - 20 KHz
Control Method	Touch/Button
Material	Acrylonitrile Butadiene Styrene (ABS)





WARRANTY INFORMATION

The SUNOL GM20 True Wireless Earbuds come with a standard manufacturer's warranty. Please refer to the warranty card included in your package or contact customer support for specific details regarding warranty coverage and duration. Keep your proof of purchase for warranty claims.

CUSTOMER SUPPORT

If you encounter any issues not covered in this manual or require further assistance, please contact SUNOL customer support. Contact information can typically be found on the product packaging or the official SUNOL website.

Related Documents - GM20

	<p><a href="#">MSI Clutch GM20 Elite Gaming Mouse: Features and Adjustments</a></p> <p>A comprehensive guide to the MSI Clutch GM20 Elite gaming mouse, detailing its features such as weight adjustment, button functions, LED indicator customization, and DPI settings. Includes FCC and RoHS compliance information.</p>
	<p><a href="#">Tesco Weekly Offers and Discounts - Groceries, Beverages, and More</a></p> <p>Discover weekly promotions and special discounts on a wide range of products at Tesco, including fresh produce, drinks, household essentials, and more. Save with Clubcard prices.</p>
	<p><a href="#">Monport GM Pro Laser Engraver Quick Start Guide</a></p> <p>A concise guide to setting up and connecting your Monport GM Pro Fiber Laser Engraver with LightBurn software, covering unpacking, installation, and initial parameter configuration.</p>
	<p><a href="#">Tesco Supermarket Leták: Akční Nabídka 16. 7. - 22. 7. 2025</a></p> <p>Prohlédněte si aktuální leták Tesco Supermarket s nabídkou slev a akcí na potraviny, nápoje, drogerii a další produkty od 16. do 22. července 2025. Využijte Clubcard ceny a speciální nabídky.</p>