

## DJXFLI DJXFLI Stage light 8x5W

# DJXFLI LED Mini Spider Moving Head Light 8x5W User Manual

Model: DJXFLI Stage light 8x5W

## INTRODUCTION

This manual provides comprehensive instructions for the safe and effective operation of your DJXFLI LED Mini Spider Moving Head Light 8x5W. Please read this manual thoroughly before installation and use to ensure proper function and to prevent damage.

## SAFETY INFORMATION

- Always connect the fixture to a grounded circuit to avoid the risk of electrocution.
- Ensure the power voltage matches the specified voltage for the unit.
- Do not operate the fixture if the power cord is damaged.
- Avoid direct eye exposure to the light source.
- Ensure adequate ventilation around the fixture to prevent overheating.
- Mount the fixture securely using appropriate hardware and safety cables.
- Do not attempt to repair the unit yourself. Refer all servicing to qualified personnel.

## PACKAGE CONTENTS

Verify that all items are present in the package:

- Spider Moving Head Light 8x5W (2 units for 2-pack)
- Power cable
- DMX cable
- User manual (this document)
- Screws + Bow mount (for installation)

## PRODUCT OVERVIEW

The DJXFLI LED Mini Spider Moving Head Light features 8 powerful 5W RGBW 4-in-1 LED beads, designed to produce

dynamic beam effects. Each side of the light can move independently, creating a double sweep effect with a beam angle of 4° and a tilt range of 145°.



Image: Two DJXFLI LED Mini Spider Moving Head Lights, showcasing their compact design and multiple light sources.

## SETUP

---

### Physical Installation

The moving head light includes a mounting bracket for versatile installation. It can be placed on the ground, attached to a T-pole, T-truss, or ceiling. Ensure the mounting surface or structure can safely support the weight of the fixture.

# ***MINI SPIDER LIGHT SIZE***



Image: Diagram showing the dimensions of the DJXFLI LED Mini Spider Moving Head Light: 11.22 inches (L) x 5.9 inches (W) x 4.72 inches (H).

## **Connections**

Connect the power cable to a suitable power outlet. For DMX control, connect DMX IN to your DMX controller and DMX OUT to the next fixture in the chain.





Image: Close-up of the control panel and connection ports, including the LCD display, MENU, UP, DOWN, ENTER buttons, MIC, DMX IN, DMX OUT, and Power input.

## OPERATING MODES

The DJXFLI LED Mini Spider Moving Head Light supports four control modes:

- **Auto Mode:** The fixture runs through pre-programmed light sequences automatically.
- **Sound Activated Mode:** The light effects respond to ambient sound or music detected by the built-in microphone.
- **DMX512 Control Mode:** Allows for precise control over various parameters using an external DMX controller.
- **Master/Slave Mode:** Link multiple fixtures together. One unit acts as the master, controlling the others (slaves) to synchronize effects.

# ***LIGHTING EFFECT DISPLAY***


**RGBW 4 IN 1 COLORS LED**



Image: Display of lighting effects, highlighting RGBW 4-in-1 colors, a 4° beam angle, 145° tilt, and the 8 powerful light beads.

# ***LIGHTING EFFECT DISPLAY***

## **High-speed flash/random strobe**



**Dimming range: 0-100%**



**Strobe effect 1-25 flashes per second**

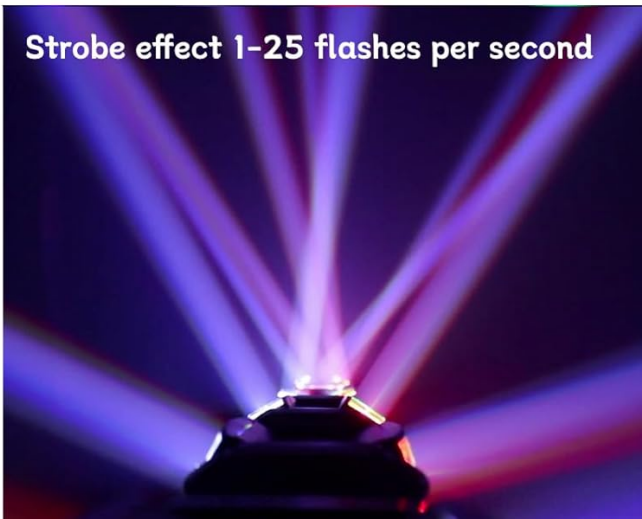


Image: Display of lighting effects, illustrating high-speed flash, a dimming range of 0-100%, and a strobe effect of 1-25 flashes per second.

## **DMX CONTROL**

The fixture supports DMX channels, typically 7 or 15 channels, allowing for detailed control over movement, color, dimming, strobe, and other effects. Refer to the DMX chart (usually provided in a separate DMX manual or on the manufacturer's website) for specific channel assignments and values.

## **MAINTENANCE**

- **Cleaning:** Regularly clean the lenses and housing with a soft, lint-free cloth. Do not use abrasive cleaners.
- **Inspection:** Periodically check power cables, DMX cables, and mounting hardware for any signs of wear or damage.
- **Storage:** When not in use, store the fixture in a dry, dust-free environment.

## **TROUBLESHOOTING**

| Problem | Possible Cause | Solution |
|---------|----------------|----------|
|---------|----------------|----------|









| Problem          | Possible Cause  | Solution  |
|------------------|---|---|
| No power         | Power cable disconnected; no power from outlet                              | Check power cable connection; test outlet with another device.  |
| No DMX control   | Incorrect DMX cable connection; incorrect DMX address; DMX controller issue | Verify DMX cable connections; ensure correct DMX address is set on the fixture; check DMX controller functionality. |
| Light not moving | Motor issue; DMX setting preventing movement                                | Restart the fixture; check DMX channel settings for movement control.   |
| Overheating      | Insufficient ventilation  | Ensure clear space around the fixture for airflow.  |

## SPECIFICATIONS

| Feature            | Detail                                      |
|--------------------|---|
| Model              | DJXFLI Stage light 8x5W                     |
| Light Source       | 8 x 5W RGBW 4-in-1 LEDs                     |
| Power Source       | Corded Electric                             |
| Wattage            | 50.00 Watts (Total)                         |
| Beam Angle         | 4°  |
| Tilt Range         | 145°  |
| Control Modes      | Auto, Sound Activated, DMX512, Master/Slave |
| DMX Channels       | 7/15 (typical)                              |
| Material           | Iron, Plastic                               |
| Product Dimensions | 11.22"L x 5.9"W x 4.72"H                    |
| Item Weight        | 11.53 pounds                                |
| Mounting Type      | Ceiling Mount (with bracket)                |
| Bulb Features      | Dimmable                                    |

## WARRANTY AND SUPPORT

For warranty information or technical support, please refer to the contact details provided with your purchase documentation or visit the official DJXFLI website. Keep your proof of purchase for warranty claims.

|  |  |
|--|--|
|   | <p><a href="#">Big Dipper LM30/LM30A Mini Spider User Manual</a></p> <p>User manual for the Big Dipper LM30/LM30A Mini Spider stage light, covering operation, maintenance, troubleshooting, and technical specifications.</p>   |
|  <p>User Manual</p> <p>KEEP THIS MANUAL FOR FUTURE NEEDS</p>  | <p><a href="#">LED Moving Head 19*40W Bee-Eyes User Manual</a></p> <p>User manual for the LED Moving Head 19*40W Bee-Eyes, covering unpacking, product introduction, safety instructions, operation, mounting, DMX control, channel modes, key features, photometric data, and maintenance.</p>                              |
|  <p>USE METHODS - 4 CONTROL METHODS</p> <ol style="list-style-type: none"> <li>1. Digital Display + Setting button</li> <li>2. Console Control</li> <li>3. Remote Control</li> <li>5. Digital Display + Setting button</li> </ol> | <p><a href="#">Stage Lights Control Methods and Operation Guide</a></p> <p>This document outlines the control methods for stage lights, including digital display, console control, and remote control. It details button functions, DMX modes, and channel value descriptions for various lighting effects.</p>             |
|  <p>RGB Fullcolor Beam Effect Light</p> <p>(Note: Please use it in a Breach-Free environment)</p>  | <p><a href="#">RGB Fullcolor Beam Effect Light User Manual</a></p> <p>User manual for the RGB Fullcolor Beam Effect Light, detailing technical parameters, DMX channel functions, maintenance, and safety precautions.</p>   |
|  <p>RGB Fullcolor Beam Effect Light</p> <p>(Note: Please use it in a Breach-Free environment)</p>   | <p><a href="#">RGB Fullcolor Beam Effect Light User Manual</a></p> <p>User manual for the RGB Fullcolor Beam Effect Light, detailing technical parameters, operating modes, DMX channel functions, and maintenance instructions.</p>   |
| <p>12 storm lights</p>    | <p><a href="#">WZYBUTA Moving Head LED Stage Light: DMX Control and Operation Guide</a></p> <p>Comprehensive guide to the WZYBUTA Moving Head LED stage light, detailing DMX channel functions, control modes (automatic, sound, console, master-slave), and setup instructions for disco, party, and club environments.</p> |