

## Quarte Daybed

# Quarte Twin Size Daybed with Trundle, L-Shaped Storage Cabinets and USB Ports - User Manual

Model: Daybed | Brand: Quarte

## 1. INTRODUCTION

This manual provides instructions for the assembly, operation, and maintenance of your Quarte Twin Size Daybed with Trundle, L-Shaped Storage Cabinets, and USB Ports. Please read this manual thoroughly before assembly and use to ensure safe and correct operation.



Image 1.1: The Quarte Twin Size Daybed with Trundle, L-Shaped Storage, and USB Ports in a room setting.

## Important Safety Information

### WARNING:

- This bed is intended for use by children and adults.
- To prevent entrapment and suffocation hazards, do not use this bed with crib bumpers, comforters, blankets, pillows, or other soft bedding.
- Always use a properly fitted mattress.
- Avoid placing the bed near windows, cords, or other potential hazards.
- Follow all care instructions to ensure the longevity and safety of the product.

## 2. PACKAGE CONTENTS

Before beginning assembly, please ensure all parts and hardware are present and accounted for. Refer to the separate assembly instruction sheet included in your package for a detailed list of components. If any parts are missing or damaged, please contact customer support immediately.

## 3. ASSEMBLY INSTRUCTIONS

Assembly of the Quarte Daybed requires following the step-by-step installation manual provided in your product packaging. All necessary parts are clearly indicated, and pre-drilled holes facilitate the assembly process. It is recommended to assemble the bed in the room where it will be used.

1. Unpack all components and verify against the parts list in the separate manual.
2. Identify all hardware and tools required (typically an Allen wrench is included, but a screwdriver may be needed).
3. Follow the numbered steps in the assembly manual carefully.
4. Ensure all connections are secure before use. Do not overtighten screws.



Image 3.1: The daybed frame showing the slat support system and integrated L-shaped storage structure.




Image 3.2: The daybed with the trundle bed fully extended, illustrating the additional sleeping space.



## 4. OPERATION

---

### 4.1. Using the Trundle Bed

The integrated trundle bed provides an additional sleeping surface, ideal for guests or maximizing space in smaller rooms. To use the trundle:

- Gently pull the trundle unit from beneath the main daybed frame. It is equipped with wheels for easy movement.
- Ensure the trundle is fully extended and stable before use.
- To store, push the trundle back into its compartment under the daybed until it is fully recessed.



Image 4.1: Side view demonstrating the trundle bed partially pulled out from under the main daybed.

### 4.2. Utilizing L-Shaped Storage Cabinets

The L-shaped bookcase features five built-in storage cabinets designed to hold books, decorative items, or personal belongings. These cabinets are integrated into the headboard and side rail structure.

- Place items securely within the compartments.
- Avoid overloading the shelves to prevent damage or instability.



Image 4.2: Detailed view of the L-shaped storage cabinets, showing multiple compartments for organization.

### 4.3. Using USB Ports and Power Outlets

The daybed includes two standard plug outlets and two USB ports located on the top of the armrest for convenient charging of electronic devices.

- Ensure the bed's power cord is properly plugged into a functional wall outlet.
- Connect your device's charging cable to one of the USB ports or plug an adapter into a standard outlet.
- Do not exceed the maximum power rating of the outlets.



Image 4.3: Close-up view of the integrated USB charging ports and standard electrical outlets.

## 5. MAINTENANCE AND CARE

Proper care will extend the life and appearance of your Quarte Daybed.

- **Cleaning:** Wipe surfaces with a soft, damp cloth. Avoid harsh chemicals or abrasive cleaners that may damage the wood finish.
- **Tightening Hardware:** Periodically check and tighten all screws and bolts to ensure the bed remains stable and secure.
- **Mattress Care:** Follow the mattress manufacturer's care instructions. Ensure the mattress thickness is within the recommended 6-8 inches for both the main bed and trundle.
- **Environmental Conditions:** Avoid exposing the bed to extreme temperatures or humidity, which can affect wood integrity.

## 6. TROUBLESHOOTING

If you encounter any issues with your Quarte Daybed, refer to the following common solutions:

Problem	Possible Cause	Solution
---------	----------------	----------

Problem	Possible Cause	Solution
Bed feels unstable or wobbly.	Loose hardware.	Check and tighten all screws and bolts.
Trundle does not slide smoothly.	Obstruction or dirty wheels.	Clear any obstructions. Clean trundle wheels.
USB ports/outlets not working.	Power cord not connected or wall outlet issue.	Ensure the bed's power cord is securely plugged into a functional wall outlet. Test the wall outlet with another device.
Missing parts during assembly.	Packaging error.	Refer to the package contents list and contact Quarte customer support for replacement parts.

If the problem persists after attempting these solutions, please contact Quarte customer support for further assistance.


## 7. PRODUCT SPECIFICATIONS

Feature	Detail
Brand	Quarte
Model Number	Daybed
Size	Twin
Overall Product Dimensions (L x W x H)	86.3" x 50.7" x 37.6"
Main Bed Dimensions	76.2" x 39.3"
Trundle Bed Dimensions	75.6" x 39.3"
Total Height	37.6"
Number of Bed Slats (Upper/Trundle)	10pcs / 7pcs
Recommended Mattress Thickness (Upper/Trundle)	6-8 inches
Overall Product Weight	137 lbs
Bed Weight Capacity (Upper/Trundle)	400 lbs / 250 lbs
Material	Pine Wood + MDF
Special Features	L-Shaped Storage Cabinets, 2 Standard Plug Outlets, 2 USB Ports, Trundle Bed
Assembly Required	Yes

## 8. WARRANTY AND CUSTOMER SUPPORT

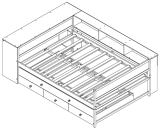
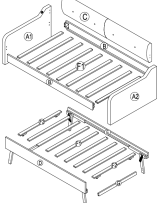
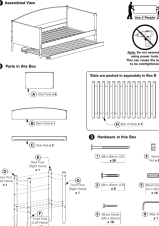


You can typically find contact information on the product packaging or the retailer's website where the product was purchased.


## Related Documents - Daybed



Comprehensive assembly instructions for the Daybed with Trundle, detailing parts, hardware, and step-by-step guidance for home furniture assembly. Includes dimensions and important safety warnings.



<div><div>ASSEMBLY INSTRUCTIONS INSTRUCTIONS DE MONTAGE</div><div>DAYBED-FULL LIT DE JOUR COMPLET</div><div></div><div>W00240AAK / W00240AAE</div><div>page 1</div></div>	<p><a href="#">Assembly Instructions for DAYBED-FULL - Model W00240AAK/W00240AAE</a></p> <p>Detailed assembly instructions for the DAYBED-FULL, including comprehensive parts lists, hardware specifications, and step-by-step visual guidance for building your daybed.</p>
<div><div>ASSEMBLY INSTRUCTION SAU CODE: WF290928/WF290929</div><div></div><div>B011</div></div>	<p><a href="#">Assembly Instructions: Twin Size Daybed with Pop Up Trundle (WF290928/WF290929)</a></p> <p>Step-by-step assembly guide for the Twin Size Daybed with Pop Up Trundle, including part lists, hardware details, and clear instructions for building your furniture.</p>
<div><div>Daybed</div><div></div><div>Page 1 of 1</div></div>	<p><a href="#">Daybed Assembly Instructions - Easy Setup Guide</a></p> <p>Step-by-step guide to assembling your Daybed, including parts list, hardware, and detailed instructions for a safe and correct setup.</p>
<div><div>ASSEMBLY INSTRUCTION INSTRUCTIONS DE MONTAGE</div><div>DAYBED CANAPÉ LIT DE JARDIN</div><div></div><div>WF316845, WF316846 N717P229927/N717P229928</div></div>	<p><a href="#">WF316845 WF316846 Daybed Assembly Instructions   Outdoor Furniture Guide</a></p> <p>Detailed assembly instructions for the WF316845 and WF316846 Daybed. Learn how to assemble your outdoor garden sofa bed with step-by-step guidance, parts list, and hardware details.</p>
<div><div>ASSEMBLY INSTRUCTION INSTRUCTIONS DE MONTAGE</div><div>ROUND DAYBED WITH CANOPY BAIN DE SOLEIL ROND</div><div></div><div>NOTE: TIGHTEN BEFORE FIXING ALL BOLTS REMARQUE: SERREZ A BIEN AVANT DE FIXER TOUTES LES BOLLONS WF 316855 N717P229922 WF 316856 N717P229923 WF 316857 N717P229924</div></div>	<p><a href="#">Round Daybed with Canopy Assembly Instructions</a></p> <p>Comprehensive assembly guide for the Round Daybed with Canopy, detailing parts, hardware, and step-by-step instructions for a smooth setup.</p>




[\[pdf\]](#) Specifications Guide Borchure

tumbleweed guide 2015 gallery mailchimp 72ee9daa08c9bab48831f7f16 files |||

READY-MADE HOUSE-TO-GOTM BUYING GUIDE HOW TO USE THIS BOOK  
INTRODUCING TUMBLEWEED S READY-MADE B ... er clothes, extra blankets or  
have access to a large water tank under this optional platform. DESK/**DAYBED** 300  
For the bump out portion of the CypressTM ONLY, this platform can adjust to be a  
des...

lang:en **score:23** filesize: 6.23 M page\_count: 59 document date: 2014-11-05




[\[pdf\]](#) User Manual Instructions

Field and stream archive org details fieldstream09losa Internet Archive 20 févr 2022 — Cannot be  
surpassed for hunting or any outdooruse The editor of this manual spent years in searching leave  
instructions with the Captain |||

SK 1 .F45 vol.24 no . BRIGHAM YOUNG UNIVERSITY 3 1197 22415 8409 Di gitized  
by the Internet Archive in 2014 <https://archive.org/details/fieldstream09losa> 99.

.JANUARY, 1920 i20 CENTS AMERICA S MAGAZINE FOR THE OUTDOORSMAN  
jSL BEAR and ELK in WYOMIN By ROBERT FROTHINGHAM Elmer Richards Fam...

lang:en **score:21** filesize: 11.08 M page\_count: 88 document date: 2014-02-05



[\[pdf\]](#) Specifications Guide Catalog

TUMBLEWEED TINY HOUSE RV Tumbleweed Tiny Houses Congratulations! If you re looking at this  
guide it means taking your first step towards having the House of dreams! tumbleweed tiny house rv  
buying jan 2017 tumbleweedhouses Companyfi TumbleweedHouses All Rights Reserved 8 The alluring  
Cypress® is epitome beauty and HOW TO USE THIS BOOK INTRODUCING S BUYING GUIDE  
TUMBLEWEED TINY HOUSE RV BUYING GUIDE HOW TO USE THIS BOOK  
INTRODUCING TUMBLEWEED S TINY HOUS ... esk to your Tiny House RV. DESK  
/ WINDOW SEAT 300 The platform can adjust to be a desk or small **daybed** in the  
bump out portion of the Cypress. COUCH BENCH 300 A comfy sitting area with  
plent...

lang:en **score:18** filesize: 7.21 M page\_count: 87 document date: 2017-01-31



[\[pdf\]](#) Guide Accessories Catalog Pricing Guide

Lizza Jane Dagan Download Catalogue Gastronomic Living Your Passionate Partner for Meat Outdoor 2023 Price Guide LR 3 v 1716883992 cdn shopify s files 1 0826 6917 5084 |||


OUTDOOR LIVING 2023 Live Well Live Well. Outdoors Discover the latest on-trend looks from the worl ... 288 SHOWERS 293 SPORTS PLAY O Discover more at [www.sanipexgroup.com](http://www.sanipexgroup.com) 1 **DAYBEDS** Bari Pergola **Daybed** with 2 Backrest and Seat Cushion with Roof Frame and Curtains Removable Lining Aluminium Fram... lang:en score:18 filesize: 14.57 M page\_count: 319 document date: 2024-05-28



[\[pdf\]](#) Guide Accessories Catalog Pricing Guide

Lizza Jane Sotelo Dagan Download Catalogue Gastronomic Living Your Passionate Partner for Meat Outdoor 2023 Price Guide LR RV 2 v 1702122680 cdn shopify s files 1 0826 6917 5084 |||

OUTDOOR LIVING Live Well. Outdoors Discover the latest on-trend looks from the world s most direct ... SHOWERS 281 SPORTS PLAY GROUP Discover more at [www.sanipexgroup.com](http://www.sanipexgroup.com) 1 **DAYBEDS** Bari Pergola **Daybed** with 2 Backrests and Seat Cushion with Roof Frame and Curtains Removable Lining Aluminium Fra... lang:en score:18 filesize: 18.88 M page\_count: 305 document date: 2023-12-09



[\[pdf\]](#) Guide

9781610601962 Editors of CPi Black Decker The Complete Guide to Bui the eye eu public Books Bibliotik B

The Complete Guide to BuilT-ins second Edition Complete Plans for Custom Cabinets, shelving, seatin ... t bedroom. But because the built-in contains plenty of permanent storage and can also function as a **daybed**, the room can be used for other activities when it is not in use as a guest bedroom. Introduc...

lang:en score:17 filesize: 100.42 M page\_count: 257 document date: 2011-05-12



[\[pdf\]](#) Borchure

HUR MY25 Print Brochure Annemarie Mills Hurricane SunDeck 3200 2 days ago — Craft the ultimate feast on water with our pressurized sink refrigerator dedicated 30 quart pull out cooler utensil 2025 library rvusa brochure |||

SunDeck 3200 Welcome to Hurricane Our love for the water and its endless possibilities drive us to ... modation and is equipped with a microwave, refrigerator and seating with a table that converts to a **daybed**. 5 6 2 4 1 4 All New 24CC for Model Year 2025 1 Livewell/Baitwell A 23-gallon livewell/ ...

lang:en **score:12** filesize: 5.07 M page\_count: 28 document date: 2024-10-22

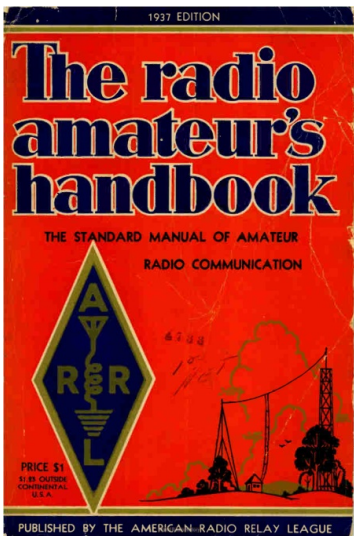


[\[pdf\]](#) User Manual Catalog

Commercial Pool Catalog No 43 RecSupply cleaner repair and maintenance needs CP8100S68 CP810168 CP0012268 CP0012468 pro remote control for manual navigation feature selection Split 2025 Web recsupply |||

Commercial Pool Catalog No. 43 The Commercial Pool Supply Specialists TM 2025 ANNUAL CATALOG WWW.REC ... yclable materials WHITE Width 40 IVORY BEIGE Height 27 Mirage In-Pool Low Lounge with Island **Daybed** and cushion Umbrella Bases TT965050 Colors: White, Dark Brown, Black Item Number TT965050 T...

lang:en **score:11** filesize: 39.67 M page\_count: 180 document date: 2025-02-26




[\[pdf\]](#) User Manual

THE STANDARD MANUAL OF AMATEUR RADIO COMMUNICATION The Radio Amateur s Handbook ARRL 1937 worldradiohistory BOOKSHELF ARH Handbooks |||

1937 EDITION THE STANDARD MANUAL OF AMATEUR RADIO COMMUNICATION PRICE 1 \$1.25 OUTSIDE CONTINENT U.S ... only cases.

Apartment dwellers resort to gear under when the greatest efficiency is being realized **daybeds** or shelves in closets. We recently .342 . Assembling the Amateur Station heard of the am...

lang:en **score:10** filesize: 20.44 M page\_count: 545 document date: 2021-07-28



[\[pdf\]](#)

1193 Sheephorn Budget Furnish and some Reno 01 gallery mailchimp ba64ea56d268bda610e1421f9 files 1ff38a0b 55b6 4a98 bc58 c47b42f44856 |||

ITEM Backyard Hammocks Yoga Mats Fire Pit Party Lights from Costco Lanterns Hot Tub Illuminated addr ... llow Cover for Bunk Bed Downstairs Living Room Glass Doors for Fireplace Downstairs Living Room **Daybed** Downstairs Living Room **Daybed** mattress Downstairs Living Room Coffee Maker Downstairs Li...

lang:en **score:9** filesize: 134.48 K page\_count: 4 document date: 0000-00-00