

Philips TAT6908BK/00

Philips T6908 True Wireless Headphones User Manual

Model: TAT6908BK/00

INTRODUCTION

This manual provides essential information for the proper use and maintenance of your Philips T6908 True Wireless Headphones. These headphones feature Hybrid Active Noise Canceling Pro, Conversation Hearing Mode, Bluetooth Multipoint connectivity, and IPX4 water resistance. Please read this manual thoroughly before using your device.

GETTING STARTED

Package Contents

- Philips T6908 True Wireless Headphones
- Wireless Charging Case
- USB-C Charging Cable
- 4 Pairs of Eartips (various sizes)
- Quick Start Guide

Charging the Headphones

Before first use, fully charge the headphones and the charging case. Connect the supplied USB-C cable to the charging case and a power source. The indicator lights on the case will show the charging status. The earbuds charge automatically when placed inside the case.



Image: Philips T6908 True Wireless Headphones and their charging case. The earbuds are shown outside the open case, ready for use or charging.

Selecting the Right Ear Tips

Optimal sound quality and noise cancellation depend on a secure fit. Experiment with the four included ear tip sizes (S, M, L, XL) to find the best fit for your ears. A good seal enhances bass response and passive noise isolation.

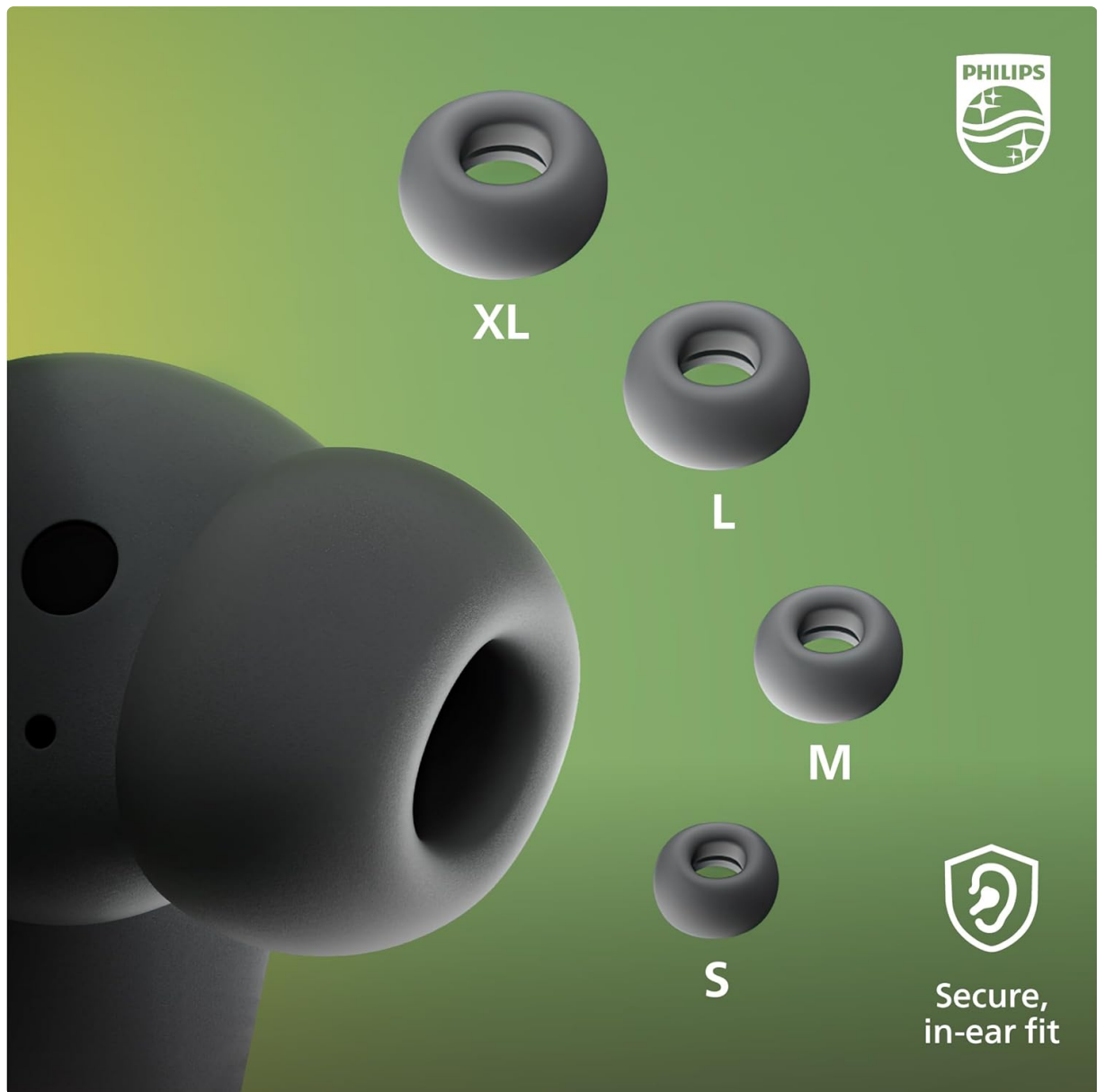


Image: A Philips T6908 earbud displayed alongside four different sizes of soft-touch ear tips (S, M, L, XL), illustrating the options for a customized fit.

Pairing with Your Device

1. Open the charging case. The earbuds will automatically enter pairing mode.
2. On your device (smartphone, tablet, laptop), enable Bluetooth.
3. Select "Philips T6908" from the list of available Bluetooth devices.
4. For Android devices, Google Fast Pair allows for quick, single-tap pairing.



Image: Philips T6908 earbuds floating next to a smartphone screen, with icons for Google Fast Pair and the Philips Headphones app, indicating seamless connectivity and app integration.

OPERATION

Power On/Off

- **Power On:** Open the charging case, or press and hold the touch control on both earbuds for 2 seconds.
- **Power Off:** Place the earbuds back into the charging case and close the lid, or press and hold the touch control on both earbuds for 5 seconds.

Touch Controls

The earbuds feature intuitive touch controls for managing audio playback, calls, and voice assistant activation. Refer to the quick start guide for specific tap sequences for functions like play/pause, skip track, answer/end call, and activating your phone's assistant.




Image: Two Philips T6908 earbuds, one showing water droplets to indicate IPX4 water resistance, and the other with an icon representing touch control gestures.

Active Noise Canceling (ANC) Pro

The Hybrid ANC Pro technology reduces ambient noise, allowing for focused listening. You can adjust the noise-canceling levels and activate wind noise reduction through the Philips Headphones app.



Noise off. Music on.
Focus where you need it



**Active Noise
Canceling Pro**



**Bluetooth
multipoint**

Image: A Philips T6908 earbud with sound wave graphics, indicating the Active Noise Canceling Pro feature is active, designed to block out external noise.

Conversation Hearing Mode

This mode allows you to hear conversations clearly without removing your earbuds. Beamforming microphones focus on speech while filtering out background noise.

Clear face-to-face conversations **without removing earbuds**



Image: A Philips T6908 earbud worn in an ear, with sound waves emanating from a person's mouth towards the earbud, illustrating the Conversation Hearing Mode.

Bluetooth Multipoint Connection

Connect your headphones to two Bluetooth devices simultaneously, such as your phone and laptop. This allows for seamless switching between devices for calls and media playback.

Mono Mode and Awareness Mode

- **Mono Mode:** Use a single earbud for calls or music while the other charges.
- **Awareness Mode:** Allows ambient sounds to pass through, keeping you aware of your surroundings without removing the earbuds. Music pauses automatically when an earbud is removed.

Philips Headphones App

The Philips Headphones app provides additional customization options, including:

- Adjusting noise cancellation levels.
- Customizing audio settings and creating a personal hearing mode.
- Performing an in-app hearing test for optimized sound.



Image: Philips T6908 earbuds positioned near a smartphone screen, which displays the Philips Headphones app interface, highlighting the app's control and customization features.

Official Product Video

Video: An official Philips video showcasing the key features of the T6908 True Wireless Headphones, including Conversation Hearing Mode, Noise Cancelling Pro, AI mics, and soft-touch ear tips.

CARE AND MAINTENANCE

Cleaning

Regularly clean your earbuds and charging case with a soft, dry, lint-free cloth. Avoid using abrasive cleaners or solvents. Remove ear tips and clean them separately with water if necessary, ensuring they are completely dry before reattaching.

Water Resistance (IPX4)

The Philips T6908 headphones are IPX4-rated, meaning they are resistant to splashing water from any direction. This makes them suitable for workouts and light rain. They are not designed for submersion in water or exposure to pressurized water jets.

TROUBLESHOOTING

Common Issues and Solutions

Problem	Solution
Headphones do not power on	Ensure the charging case and earbuds are fully charged.

Problem	Solution
Unable to pair with device	Make sure Bluetooth is enabled on your device. Place earbuds in case, close, then reopen to re-enter pairing mode. Forget previous pairings on your device.
Poor sound quality or low volume	Check ear tip fit for a proper seal. Clean ear tips and earbud grilles. Adjust volume on both the headphones and your connected device.
Active Noise Canceling not effective	Ensure ear tips provide a good seal. Adjust ANC levels via the Philips Headphones app.
Earbuds frequently disconnect	Ensure earbuds are within Bluetooth range of your device. Avoid obstacles between earbuds and device. Fully charge both earbuds and case.

TECHNICAL SPECIFICATIONS






Feature	Specification
Model Name	ANC True Wireless Headphones
Connectivity	Bluetooth 5.3
Bluetooth Range	10 Meters
Noise Control	Hybrid Active Noise Cancellation Pro
Audio Driver Size	10 Millimeters
Impedance	16 Ohms
Sensitivity	97 dB
Battery Life (Earbuds)	Up to 7 Hours
Total Battery Life (with Case)	Up to 28 Hours
Charging Time	2 Hours
Water Resistance Level	IPX4
Control Type	Touch, Voice (Google Assistant)
Item Weight	0.05 Kilograms (earbuds)
Carrying Case Dimensions	3 x 6.5 x 4 Centimeters (L x W x H)
Carrying Case Weight	50 Grams

WARRANTY AND SUPPORT

For warranty information and customer support, please refer to the documentation included with your product or visit the official Philips website. You can also find frequently asked questions and contact

information for technical assistance there.

Related Documents - TAT6908BK/00

 <p>Immerse freely</p> <p>Discover the Philips TAH7508WT over-ear wireless headphones. Featuring Noise Canceling Pro, up to 60 hours of playtime, Dynamic Bass, and a comfortable, foldable design. Connect seamlessly via Bluetooth 5.2 and personalize your audio with the Philips Headphones app.</p>	<p>Philips TAH7508WT Over-Ear Wireless Headphones with Noise Canceling Pro and 60-Hour Playtime</p> <p>Discover the Philips TAH7508WT over-ear wireless headphones. Featuring Noise Canceling Pro, up to 60 hours of playtime, Dynamic Bass, and a comfortable, foldable design. Connect seamlessly via Bluetooth 5.2 and personalize your audio with the Philips Headphones app.</p>
 <p>PHILIPS</p>	<p>Philips TAT4506TL True Wireless Headphones with Active Noise Canceling</p> <p>Explore the Philips TAT4506TL True Wireless Headphones, featuring Active Noise Canceling, IPX4 water resistance, and up to 26 hours of playtime. Enjoy a secure, comfortable in-ear fit, clear sound, and convenient touch controls for an immersive audio experience.</p>
 <p>PHILIPS Headphones TAH5500</p> <p>User manual</p> <p>Register your product and get support at www.philips.com/support</p>	<p>Philips TAH5500 Headphones User Manual - Setup, Features, and Safety</p> <p>Comprehensive user manual for Philips TAH5500 Active Noise Canceling wireless headphones. Includes setup instructions, pairing guide, feature explanations, safety precautions, technical specifications, and troubleshooting tips.</p>
 <p>PHILIPS Наушники TAT6000</p> <p>Посібник користувача</p> <p>Зареєструйте свій виріб і отримуйте технічну підтримку на www.philips.com/support</p>	<p>Philips TAT6000 True Wireless ANC Headphones User Manual</p> <p>Comprehensive user manual for the Philips TAT6000 True Wireless Headphones with Active Noise Cancelling. This guide covers setup, features, controls, troubleshooting, safety instructions, and technical specifications.</p>
 <p>PHILIPS Headphones Fidelio L3</p> <p>User manual</p> <p>Register your product and get support at www.philips.com/support</p>	<p>Philips Fidelio L3 Headphones User Manual</p> <p>Comprehensive user manual for the Philips Fidelio L3 over-ear wireless headphones, covering safety instructions, setup, usage, technical specifications, and troubleshooting.</p>

PHILIPS

耳機
TAT6000



使用手冊

歡迎透過Philips客戶服務熱線查詢
www.philips.com/support

[Philips TAT6000 True Wireless Headphones User Manual](#)

Comprehensive user manual for the Philips TAT6000 True Wireless Headphones, covering setup, usage, features like ANC, technical specifications, safety information, and troubleshooting.