

THE G-LAB KORP-PROMENTHIUM

THE G-LAB Korp Promenthium Wireless Gaming Headset User Manual

1. INTRODUCTION

The THE G-LAB Korp Promenthium is a versatile wireless gaming headset designed for an immersive audio experience. It features dual wireless connectivity options (2.4 GHz and Bluetooth), high-quality stereo sound, a detachable microphone for clear communication, and customizable RGB backlighting. This headset is compatible with PC, PlayStation 4, and PlayStation 5, offering comfort for extended gaming sessions.



Image 1.1: THE G-LAB Korp Promenthium Wireless Gaming Headset.

2. SETUP AND CONNECTIVITY

2.1. Package Contents

- Korp Promenthium Wireless Gaming Headset
- USB Dongle (for 2.4 GHz wireless connection)
- Charging Cable
- Detachable Microphone

2.2. Initial Charging

Before first use, fully charge the headset. Connect the provided charging cable to the headset's charging port and a USB power source. A full charge takes approximately 3 hours. The LED indicator on the headset will show charging status.

2.3. Wireless Connection (2.4 GHz)

1. Insert the USB dongle into an available USB port on your PC, PlayStation 4, or PlayStation 5.
2. Power on the headset. The headset will automatically attempt to connect to the dongle.
3. Once connected, the LED indicator on the headset will stabilize, indicating a successful connection.

2.4. Bluetooth Connection

1. Ensure the headset is powered on.
2. Activate Bluetooth pairing mode on the headset (refer to the headset's control layout for the specific button). The LED indicator will typically flash to show it's in pairing mode.
3. On your device (e.g., PC, smartphone), go to Bluetooth settings and search for available devices.
4. Select "Korp Promenthium" from the list to pair.
5. Once paired, the LED indicator will stabilize.



Image 2.1: Wireless connectivity options including Bluetooth and 2.4GHz USB dongle.

MULTIPLATFORME

Cross-platform

PS4

PS5

PC

THE G-LAB

Image 2.2: Headset compatibility with PlayStation 4, PlayStation 5, and PC.

3. OPERATING INSTRUCTIONS

3.1. Power On/Off

Press and hold the Power button located on the headset for approximately 3 seconds to turn the headset on or off.

3.2. Volume Control

Adjust the volume using the dedicated volume wheel or buttons on the headset's earcup.

3.3. Microphone Usage

The Korp Promenthium features a detachable and flexible microphone. Insert the microphone into the designated port on the headset. To mute the microphone, use the microphone mute button on the headset. Detach the microphone when not needed for a more streamlined experience.

MICROPHONE



Flexible



Détachable



THE G-LAB

Image 3.1: The headset features a flexible and detachable microphone for user convenience.

3.4. RGB Backlighting

The headset features customizable RGB backlighting. Use the control button on the headset to cycle through different lighting modes or turn the lighting off.

RÉTROÉCLAIRAGE LED



THE G-LAB

Image 3.2: Customizable RGB LED backlighting on the headset earcups.

3.5. Audio Experience

The Korp Promenthium delivers high-quality stereo sound, designed to reproduce clear audio details for an immersive gaming experience.



Image 3.3: Visual representation of high-quality stereo sound output from the headset.

4. MAINTENANCE

4.1. Cleaning

- **Ear Cushions:** The breathable fabric ear cushions can be gently wiped with a damp cloth. Ensure they are completely dry before use.
- **Headset Body:** Use a soft, dry cloth to clean the headset's surface. Avoid abrasive cleaners or solvents.

4.2. Storage

Store the headset in a cool, dry place away from direct sunlight and extreme temperatures. The earcups rotate 90 degrees for easier storage and portability.

CONFORT MAXIMAL



Image 4.1: The earcups rotate 90 degrees, enhancing comfort and facilitating compact storage.

5. TROUBLESHOOTING

5.1. No Power / Not Charging

- Ensure the charging cable is securely connected to both the headset and the power source.
- Try a different USB port or charging adapter.
- Verify the charging cable is not damaged.

5.2. No Sound / Low Sound

- Check the headset's volume control and your device's volume settings.
- Ensure the headset is correctly connected via 2.4 GHz dongle or Bluetooth. Re-pair if necessary.
- Verify the correct audio output device is selected in your computer's or console's sound settings.
- Test the headset with another device to rule out device-specific issues.

5.3. Microphone Not Working

- Ensure the microphone is securely inserted into the headset.
- Check if the microphone mute function is active on the headset.

- Verify the correct microphone input device is selected in your device's sound settings.
- Test the microphone with another application or device.

5.4. Connectivity Issues

- **2.4 GHz:** Ensure the USB dongle is properly inserted and the headset is within range. Try re-pairing by turning the headset off and on.
- **Bluetooth:** Ensure Bluetooth is enabled on your device and the headset is in pairing mode. Remove previous pairings and attempt to re-pair.
- Avoid interference from other wireless devices.

6. SPECIFICATIONS

Feature	Specification
Model Name	KORP-PROMENTHIUM
Connectivity Technology	Wireless (2.4 GHz, Bluetooth)
Compatible Devices	PC, PlayStation 4, PlayStation 5
Microphone	Detachable, Included
Ear Placement	Over-Ear
Form Factor	Circum-Aural
Material	Plastic
Item Weight	290 Grams
Charging Time	3 hours
Battery Composition	Lithium-ion
Frequency Range	Up to 20,000 Hz
Impedance	140 ohms
Sensitivity	75 dB
Water Resistance Level	Not Water Resistant

7. WARRANTY AND SUPPORT

7.1. Manufacturer's Warranty







The THE G-LAB Korp Promenthium Wireless Gaming Headset comes with a **2-year manufacturer's warranty**. This warranty covers defects in materials and workmanship under normal use.

7.2. Customer Support

For any questions, technical assistance, or warranty claims, please contact THE G-LAB customer service. Our French customer service team is available to assist you and aims to respond within 24 hours.

Please refer to the official THE G-LAB website or your purchase documentation for specific contact details.

Related Documents - KORP-PROMENTHIUM

	<p>The G-Lab Combo Argon Gaming Bundle User Guide</p> <p>Comprehensive user guide for The G-Lab Combo Argon gaming bundle, detailing setup, specifications for the mouse, keyboard, and headset, multimedia shortcuts, and compatibility information. Features Plug & Play functionality and driverless operation across multiple platforms.</p>
	<p>The G-Lab Combo Argon E 4-in-1 Gaming Pack User Guide</p> <p>Comprehensive user guide for The G-Lab Combo Argon E 4-in-1 Gaming Pack, detailing setup and features for the gaming keyboard, mouse, headset, and mouse pad. Includes multimedia shortcuts, game mode functions, and device compatibility.</p>
	<p>The G-Lab KEYZ THORIUM Gaming Keypad User Guide & Specifications</p> <p>Official user guide and technical specifications for The G-Lab KEYZ THORIUM gaming keypad. Learn about features, setup, safety, warranty, and environmental information.</p>
	<p>The G-Lab Keyz Rubidium Gaming Keyboard User Guide</p> <p>User guide for the G-Lab Keyz Rubidium gaming keyboard, detailing its features, multimedia shortcuts, and software download information.</p>
	<p>The G-Lab Combo Carbon Mechanical Keyboard and Mouse: User Guide and Plug & Play Information</p> <p>User guide for The G-Lab Combo Carbon mechanical gaming keyboard and mouse, detailing its plug-and-play setup and driver compatibility. Includes information in English, French, Spanish, Portuguese, Dutch, Italian, and German.</p>
	<p>Keyz Palladium RGB Gaming Keyboard User Guide and Specifications</p> <p>Comprehensive guide for the Keyz Palladium RGB Gaming Keyboard, covering setup, multimedia shortcuts, technical specifications, game mode, backlight customization, and macro software. Compatible with Windows.</p>