

## Manuals+

[Q & A](#) | [Deep Search](#) | [Upload](#)

manuals.plus /

› [Rulefiss](#) /

› [Rulefiss Q38 Wireless Earbuds User Manual](#)

## Rulefiss Q38

# Rulefiss Q38 Wireless Earbuds User Manual

Model: Q38

## INTRODUCTION

---

Thank you for choosing the Rulefiss Q38 Wireless Earbuds. This manual provides detailed instructions on how to set up, operate, and maintain your earbuds to ensure optimal performance and longevity. Please read this manual carefully before using the product and retain it for future reference.

## SAFETY INFORMATION

---

- Do not disassemble or modify the product.
- Keep the earbuds and charging case away from extreme temperatures, humidity, and corrosive materials.
- Avoid prolonged exposure to high volume levels to prevent hearing damage.
- Keep out of reach of children and pets.
- Use only the provided or certified charging cable.

## PACKAGE CONTENTS

---

- Rulefiss Q38 Wireless Earbuds (L/R)
- Charging Case
- USB-C Charging Cable
- Silicone Ear Tips (S/M/L sizes)
- User Manual

## PRODUCT OVERVIEW

---

Familiarize yourself with the components of your Rulefiss Q38 Wireless Earbuds.



Image: Rulefiss Q38 Wireless Earbuds in their open charging case, showcasing the rose gold color and ear hook design. The case features a digital battery display.

- **Earbuds:** Left (L) and Right (R) earbuds with integrated ear hooks for secure fit.
- **Touch Control Area:** Located on the outer surface of each earbud for various functions.
- **Charging Case:** Stores and charges the earbuds. Features a dual LED digital display.
- **USB-C Charging Port:** Located on the charging case for recharging the case battery.
- **LED Indicators:** On both earbuds and the charging case to show battery status and charging progress.

## SETUP

---

### 1. Charging the Earbuds and Case

For first-time use, fully charge both the earbuds and the charging case.

# 48Hrs Long Battery Life



Image: Diagram illustrating the 48-hour battery life, 800mAh charging case capacity, and USB-C fast charging feature of the Rulefiss Q38 earbuds.

- **Charging the Earbuds:** Place the earbuds into the charging case. They will automatically begin charging. The LED bars on the case display will flash during charging and turn off when fully charged.
- **Charging the Case:** Connect the USB-C charging cable to the charging port on the case and to a power source. The digital display on the case will show the battery percentage, indicating charging progress. A full charge takes approximately 1.5 hours.

# Dual LED Digital Display



The digital display for charging case



LED Bars for R&L Earbuds

- Flash when earbuds are charging
- Turn off after a full charge



Image: Close-up of the Rulefiss Q38 charging case with its dual LED digital display, showing the case's battery percentage and individual earbud charging status bars.

## 2. Pairing with Your Device

The earbuds use Bluetooth 5.3 for a stable and fast connection.




Image: Diagram highlighting the Bluetooth 5.3 chip in the Rulefiss Q38 earbuds, emphasizing faster connection, lower power consumption, and stronger signal.

### 1. Initial Pairing:

- Open the charging case. The earbuds will automatically power on and enter pairing mode.
- Enable Bluetooth on your device (smartphone, tablet, laptop).
- Search for "Q38" in the list of available Bluetooth devices and select it to connect.
- Once connected, you will hear a confirmation tone, and the earbuds' indicator lights will turn off.

2. **Automatic Reconnection:** After the initial pairing, the earbuds will automatically connect to the last paired device when taken out of the charging case.


3. **Single Earbud Use:** Either earbud can be used independently. Simply take one earbud out of the case, and it will connect to your device.

## OPERATING INSTRUCTIONS

---

### 1. Wearing the Earbuds

The Rulefiss Q38 earbuds are designed with flexible ear hooks for a secure and comfortable fit, especially during sports activities.



# Designed for Sports

Image: A person wearing the Rulefiss Q38 earbuds during exercise, demonstrating the secure fit of the flexible ear hooks. Also shown are the different sizes of silicone ear tips (S, M, L).

1. Choose the correct size of silicone ear tips (S/M/L) for a snug fit and optimal sound quality.
2. Place the earbud into your ear canal and gently adjust the flexible ear hook over your ear until it feels secure and comfortable.

## 2. Touch Controls

The touch control area on each earbud allows for easy management of music and calls.

Function	Action
Play/Pause Music	Single tap on either earbud
Next Track	Double tap on the Right (R) earbud
Previous Track	Double tap on the Left (L) earbud
Volume Up	Triple tap on the Right (R) earbud
Volume Down	Triple tap on the Left (L) earbud

Function	Action
Answer/End Call	Single tap on either earbud
Reject Call	Press and hold either earbud for 2 seconds
Activate Voice Assistant	Press and hold either earbud for 3 seconds

## MAINTENANCE

### 1. Cleaning

- Gently wipe the earbuds and charging case with a soft, dry, lint-free cloth.
- Do not use harsh chemicals, cleaning solvents, or strong detergents.
- Ensure charging contacts on both earbuds and case are clean and dry.

### 2. Water Resistance (IP7)



Image: Illustration depicting the IP7 waterproof rating of the Rulefiss Q38 earbuds, showing resistance to rain, sweat, and splashes.

The Rulefiss Q38 earbuds are rated IP7 waterproof, meaning they are protected against immersion in water up to 1 meter for up to 30 minutes. This makes them suitable for use during rain, sweating, and splashes. However, they are not designed for swimming or prolonged submersion. Always ensure the earbuds are dry before placing them back into the charging case to prevent damage.

### 3. Storage

When not in use, store the earbuds in their charging case to protect them and keep them charged. Store the case in a cool, dry place away from direct sunlight.

## TROUBLESHOOTING

---

Problem	Possible Solution
Earbuds not pairing	<ul style="list-style-type: none"><li>◦ Ensure both earbuds are charged.</li><li>◦ Turn off and on your device's Bluetooth.</li><li>◦ Forget "Q38" from your device's Bluetooth list and re-pair.</li><li>◦ Place earbuds back in the case, close, then open again to reset.</li></ul>
No sound from one earbud	<ul style="list-style-type: none"><li>◦ Check if the earbud is charged.</li><li>◦ Ensure both earbuds are properly connected to your device.</li><li>◦ Try resetting the earbuds by placing them in the case and closing it.</li></ul>
Charging case not charging	<ul style="list-style-type: none"><li>◦ Verify the USB-C cable is securely connected to both the case and the power source.</li><li>◦ Try a different USB-C cable or power adapter.</li></ul>
Poor sound quality	<ul style="list-style-type: none"><li>◦ Ensure earbuds are properly seated in your ears with the correct ear tip size.</li><li>◦ Clean any debris from the earbud speakers.</li><li>◦ Move closer to your connected device to avoid interference.</li></ul>

## SPECIFICATIONS

---

# 3D HiFi Stereo Sound



Equipped with **14.2mm** composite diaphragm  
**10%** larger diameter  
than the previous generation




Image: Exploded view diagram of the Rulefiss Q38 earbud, highlighting its 14.2mm composite diaphragm for 3D HiFi stereo sound, HD mics, bass, AAC/SBC audio codec, and Bluetooth 5.3.

Feature	Detail
Model	Q38
Brand	Rulefiss
Connectivity	Bluetooth 5.3
Earbud Battery Life	6-8 hours (single charge)
Total Playtime (with case)	Up to 48 hours
Charging Case Capacity	800 mAh
Charging Port	USB-C
Charging Time (Case)	Approx. 1.5 hours
Water Resistance	IP7 Waterproof

Feature	Detail
Earbud Weight	Approx. 6 grams (each)
Total Item Weight	71.8 Grams
Driver Size	14.2mm composite diaphragm
Frequency Range	20 Hz - 20,000 Hz
Sensitivity	108 dB
Control Type	Touch Control
Special Features	HD Microphones, Noise Cancellation, Dual LED Digital Display
Compatible Devices	Laptops, Tablets, Mobile Phones (Windows, iOS, Android)
Battery Type	Lithium-polymer

## WARRANTY AND SUPPORT

---

### Warranty Information

Rulefiss offers a one-year product warranty and a 30-day return and exchange policy for all customers. If your product experiences non-human damage or manufacturing defects under normal conditions of use within one year from the date of purchase, we will provide a free repair or replacement service.

### Customer Support

Rulefiss is committed to providing excellent customer service. For any issues or inquiries, you can contact our customer service team via live chat or email. We aim to provide detailed and helpful answers within 24 hours.

For support, please visit the official Rulefiss website or refer to your purchase platform for contact details.